



Radiation Measurement Results of 120 Items in February





When samples include natural radionuclides we can't deny the possibility of their radiation value counted together in our results.

The list below only shows the measurement results of the samples brought in.

Radioactive contamination level may differ according to sampling points even within the same address.

★Gamma-ray

Measuring instrument		Feature	Guide to lower limit※
Na I Scintillation Spectrometer			
Product of ATOMTEX AT1320A	Product of BERTHOLD LB2045	• Gamma-ray spectrometer with Na I scintillation detector.	Food (Sample 1kg) Lower limit 1.0Bq/Kg
			Soil (Sample 1kg) Lower limit 2.5Bq/Kg
			Material (Sample 1kg) Lower limit 1.0Bq/Kg
			Water (Sample 20L) Lower limit 0.02Bq/L

※The lower limit varies depending on the sample weight and measurement time.

Measuring instrument: Na I Scintillation Spectrometer (Bq/kg raw: Weight of raw sample Bq/kg dry: Weight of dried sample)

Samples	Sampling Point	Sampling Month	Measurement Result		Uncertainty		Total Amount of Cesium	Minimum Limit of Detection	
Soil (in the park)	Miyamae children's play ground, Kitahirado, Taira, Iwaki	Nov-25	Cs137	387.0 Bq/kg dry	± 40.6 Bq/kg dry	387.0	Cs137	4.1 Bq/kg dry	4.1 Bq/kg dry
			Cs134	— Bq/kg dry	± — Bq/kg dry			Cs134	
Soil (in the park)	Miyamae children's play ground, Kitahirado, Taira, Iwaki	Nov-25	Cs137	175.0 Bq/kg dry	± 18.2 Bq/kg dry	175.0	Cs137	1.8 Bq/kg dry	1.8 Bq/kg dry
			Cs134	— Bq/kg dry	± — Bq/kg dry			Cs134	
Soil (in the park)	Miyamae children's play ground, Kitahirado, Taira, Iwaki	Nov-25	Cs137	137.0 Bq/kg dry	± 14.3 Bq/kg dry	137.0	Cs137	1.7 Bq/kg dry	1.7 Bq/kg dry
			Cs134	— Bq/kg dry	± — Bq/kg dry			Cs134	
Soil (in the park)	Miyamae children's play ground, Kitahirado, Taira, Iwaki	Nov-25	Cs137	134.0 Bq/kg dry	± 14.0 Bq/kg dry	134.0	Cs137	1.5 Bq/kg dry	1.5 Bq/kg dry
			Cs134	— Bq/kg dry	± — Bq/kg dry			Cs134	
Soil (bench)	Miyamae children's play ground, Kitahirado, Taira, Iwaki	Nov-25	Cs137	39.6 Bq/kg dry	± 4.3 Bq/kg dry	39.6	Cs137	1.3 Bq/kg dry	1.3 Bq/kg dry
			Cs134	— Bq/kg dry	± — Bq/kg dry			Cs134	
Soil (slide)	Miyamae children's play ground, Kitahirado, Taira, Iwaki	Nov-25	Cs137	24.9 Bq/kg dry	± 3.4 Bq/kg dry	24.9	Cs137	3.1 Bq/kg dry	3.1 Bq/kg dry
			Cs134	— Bq/kg dry	± — Bq/kg dry			Cs134	
Soil (bench)	Miyamae children's play ground, Kitahirado, Taira, Iwaki	Nov-25	Cs137	21.9 Bq/kg dry	± 2.8 Bq/kg dry	21.9	Cs137	2.6 Bq/kg dry	2.6 Bq/kg dry
			Cs134	— Bq/kg dry	± — Bq/kg dry			Cs134	
Soil (in the park)	Miyamae children's play ground, Kitahirado, Taira, Iwaki	Nov-25	Cs137	4.8 Bq/kg dry	± 0.7 Bq/kg dry	4.8	Cs137	1.2 Bq/kg dry	1.2 Bq/kg dry
			Cs134	— Bq/kg dry	± — Bq/kg dry			Cs134	
Soil (swing)	Satogaoka 2choume children's play ground, Satogaoka 2choume, Iwaki	Nov-25	Cs137	432.0 Bq/kg dry	± 45.2 Bq/kg dry	436.3	Cs137	2.4 Bq/kg dry	2.4 Bq/kg dry
			Cs134	4.3 Bq/kg dry	± 1.0 Bq/kg dry			Cs134	
Soil (in the park)	Satogaoka 2choume children's play ground, Satogaoka 2choume, Iwaki	Nov-25	Cs137	375.0 Bq/kg dry	± 39.3 Bq/kg dry	375.0	Cs137	3.9 Bq/kg dry	3.9 Bq/kg dry
			Cs134	— Bq/kg dry	± — Bq/kg dry			Cs134	
Soil (in the park)	Satogaoka 2choume children's play ground, Satogaoka 2choume, Iwaki	Nov-25	Cs137	331.0 Bq/kg dry	± 34.6 Bq/kg dry	331.0	Cs137	3.3 Bq/kg dry	3.3 Bq/kg dry
			Cs134	— Bq/kg dry	± — Bq/kg dry			Cs134	
Soil (in the park)	Satogaoka 2choume children's play ground, Satogaoka 2choume, Iwaki	Nov-25	Cs137	143.0 Bq/kg dry	± 15.0 Bq/kg dry	143.0	Cs137	1.6 Bq/kg dry	1.6 Bq/kg dry
			Cs134	— Bq/kg dry	± — Bq/kg dry			Cs134	
Soil (bench)	Satogaoka 2choume children's play ground, Satogaoka 2choume, Iwaki	Nov-25	Cs137	64.4 Bq/kg dry	± 6.9 Bq/kg dry	64.4	Cs137	1.4 Bq/kg dry	1.4 Bq/kg dry
			Cs134	— Bq/kg dry	± — Bq/kg dry			Cs134	
Soil (in the park)	Satogaoka 2choume children's play ground, Satogaoka 2choume, Iwaki	Nov-25	Cs137	34.3 Bq/kg dry	± 4.1 Bq/kg dry	34.3	Cs137	2.0 Bq/kg dry	2.0 Bq/kg dry
			Cs134	— Bq/kg dry	± — Bq/kg dry			Cs134	
Soil (in the park)	Nishisaku Park, Ino, Chuodai, Iwaki	Nov-25	Cs137	312.0 Bq/kg dry	± 32.7 Bq/kg dry	312.0	Cs137	3.2 Bq/kg dry	3.2 Bq/kg dry
			Cs134	— Bq/kg dry	± — Bq/kg dry			Cs134	
Soil (bench)	Nishisaku Park, Ino, Chuodai, Iwaki	Nov-25	Cs137	276.0 Bq/kg dry	± 29.2 Bq/kg dry	276.0	Cs137	3.7 Bq/kg dry	3.7 Bq/kg dry
			Cs134	— Bq/kg dry	± — Bq/kg dry			Cs134	
Soil (monkey bars)	Nishisaku Park, Ino, Chuodai, Iwaki	Nov-25	Cs137	229.0 Bq/kg dry	± 23.7 Bq/kg dry	229.0	Cs137	1.8 Bq/kg dry	1.8 Bq/kg dry
			Cs134	— Bq/kg dry	± — Bq/kg dry			Cs134	

※"—"used in Measurement Result and Uncertainty shows that the value is below the detection limit.

But it does not necessary mean 0(zero)Bq/kg.

(Bq/kg raw:Weight of raw sample Bq/kg dry:Weight of dried sample)

Samples	Sampling Point	Sampling Month	Measurement Result		Uncertainty		Total Amount of Cesium	Minimum Limit of Detection	
Soil (in the park)	Nishisaku Park, Ino, Chuodai, Iwaki	Nov-25	Cs137	213.0 Bq/kg dry	± 22.7 Bq/kg dry	213.0	Cs137	3.3 Bq/kg dry	
			Cs134	— Bq/kg dry	± — Bq/kg dry		Cs134	2.4 Bq/kg dry	
Soil (bench)	Nishisaku Park, Ino, Chuodai, Iwaki	Nov-25	Cs137	197.0 Bq/kg dry	± 21.4 Bq/kg dry	197.0	Cs137	4.1 Bq/kg dry	
			Cs134	— Bq/kg dry	± — Bq/kg dry		Cs134	3.0 Bq/kg dry	
Soil (bench)	Nishisaku Park, Ino, Chuodai, Iwaki	Nov-25	Cs137	177.0 Bq/kg dry	± 18.3 Bq/kg dry	177.0	Cs137	1.6 Bq/kg dry	
			Cs134	— Bq/kg dry	± — Bq/kg dry		Cs134	1.2 Bq/kg dry	
Soil (swing)	Nishisaku Park, Ino, Chuodai, Iwaki	Nov-25	Cs137	174.0 Bq/kg dry	± 18.0 Bq/kg dry	174.0	Cs137	1.5 Bq/kg dry	
			Cs134	— Bq/kg dry	± — Bq/kg dry		Cs134	1.4 Bq/kg dry	
Soil (slide)	Nishisaku Park, Ino, Chuodai, Iwaki	Nov-25	Cs137	159.0 Bq/kg dry	± 16.5 Bq/kg dry	159.0	Cs137	1.5 Bq/kg dry	
			Cs134	— Bq/kg dry	± — Bq/kg dry		Cs134	1.1 Bq/kg dry	
Soil (in the park)	Nishisaku Park, Ino, Chuodai, Iwaki	Nov-25	Cs137	87.5 Bq/kg dry	± 9.6 Bq/kg dry	87.5	Cs137	2.6 Bq/kg dry	
			Cs134	— Bq/kg dry	± — Bq/kg dry		Cs134	2.5 Bq/kg dry	
Soil (Sandbox)	Nishisaku Park, Ino, Chuodai, Iwaki	Nov-25	Cs137	17.1 Bq/kg dry	± 2.3 Bq/kg dry	17.1	Cs137	0.7 Bq/kg dry	
			Cs134	— Bq/kg dry	± — Bq/kg dry		Cs134	0.9 Bq/kg dry	

※"—"used in Measurement Result and Uncertainty shows that the value is below the detection limit.

But it does not necessary mean 0 (zero) Bq/kg.

Measuring instrument		Feature	Guide to lower limit※
Germanium Semiconductor detector			
ORTEC GEM30-70	CANBERRA GC4020	<ul style="list-style-type: none"> • Radioactivity measurement series. Quantitative analysis based on "Gamma-ray spectrometry with germanium semiconductor detector." • ORTEC GEM30-70 Relative efficiency 35% • CANBERRA GC4020 Relative efficiency 43% 	Food (Sample 2kg) Lower limit 0.04Bq/Kg Soil (Sample 1kg) Lower limit 0.06Bq/Kg Material (Sample 1kg) Lower limit 0.06Bq/Kg Water (Sample 10L) Lower limit 0.002Bq/L

※The lower limit varies depending on the sample weight and measurement time.

Measuring instrument: Germanium Semiconductor detector

(Bq/kg raw: Weight of raw sample Bq/kg dry: Weight of dried sample)

Samples	Sampling Point	Sampling Month	Measuring instrument type	Measurement Result		Uncertainty		Total Amount of Cesium	Minimum Limit of Detection	
Potato	Kagoshima Pref.	Feb-26	OR	Cs137	— Bq/kg raw	± — Bq/kg raw	— Bq/kg raw	Under Minimum Limit of Detection	Cs137	0.2 Bq/kg raw
				Cs134	— Bq/kg raw	± — Bq/kg raw	— Bq/kg raw		Cs134	0.2 Bq/kg raw
Taro	kyoto Pref.	Feb-26	CA	Cs137	0.2 Bq/kg raw	± 0.08 Bq/kg raw	— Bq/kg raw	0.2	Cs137	0.1 Bq/kg raw
				Cs134	— Bq/kg raw	± — Bq/kg raw	— Bq/kg raw		Cs134	0.1 Bq/kg raw
Sweet potato	Ibaraki Pref.	Oct-25	OR	Cs137	1.0 Bq/kg raw	± 0.1 Bq/kg raw	— Bq/kg raw	1.0	Cs137	0.3 Bq/kg raw
				Cs134	— Bq/kg raw	± — Bq/kg raw	— Bq/kg raw		Cs134	0.3 Bq/kg raw
Sweet potato	Okayama Pref.	Jan-26	OR	Cs137	— Bq/kg raw	± — Bq/kg raw	— Bq/kg raw	Under Minimum Limit of Detection	Cs137	0.5 Bq/kg raw
				Cs134	— Bq/kg raw	± — Bq/kg raw	— Bq/kg raw		Cs134	0.6 Bq/kg raw
Kyo-taro	Hirono, Futaba, Fukushima Pref.	Jan-26	CA	Cs137	— Bq/kg raw	± — Bq/kg raw	— Bq/kg raw	Under Minimum Limit of Detection	Cs137	0.2 Bq/kg raw
				Cs134	— Bq/kg raw	± — Bq/kg raw	— Bq/kg raw		Cs134	0.2 Bq/kg raw
Jerusalem artichoke	Nakata, Koriyama, Fukushima Pref.	Feb-26	OR	Cs137	0.6 Bq/kg raw	± 0.1 Bq/kg raw	— Bq/kg raw	0.6	Cs137	0.3 Bq/kg raw
				Cs134	— Bq/kg raw	± — Bq/kg raw	— Bq/kg raw		Cs134	0.3 Bq/kg raw
Jerusalem artichoke	Iwaki City	Jan-26	CA	Cs137	0.5 Bq/kg raw	± 0.09 Bq/kg raw	— Bq/kg raw	0.5	Cs137	0.1 Bq/kg raw
				Cs134	— Bq/kg raw	± — Bq/kg raw	— Bq/kg raw		Cs134	0.1 Bq/kg raw
Jerusalem artichoke	Ichihara, Chiba Pref.	Jan-26	OR	Cs137	— Bq/kg raw	± — Bq/kg raw	— Bq/kg raw	Under Minimum Limit of Detection	Cs137	0.2 Bq/kg raw
				Cs134	— Bq/kg raw	± — Bq/kg raw	— Bq/kg raw		Cs134	0.3 Bq/kg raw
Chinese yam	Tamura, Koriyama, Fukushima Pref.	Feb-26	OR	Cs137	— Bq/kg raw	± — Bq/kg raw	— Bq/kg raw	Under Minimum Limit of Detection	Cs137	0.2 Bq/kg raw
				Cs134	— Bq/kg raw	± — Bq/kg raw	— Bq/kg raw		Cs134	0.2 Bq/kg raw
Japanese yam	Kitaibaraki, Ibaraki Pref.	Jan-26	OR	Cs137	— Bq/kg raw	± — Bq/kg raw	— Bq/kg raw	Under Minimum Limit of Detection	Cs137	0.2 Bq/kg raw
				Cs134	— Bq/kg raw	± — Bq/kg raw	— Bq/kg raw		Cs134	0.2 Bq/kg raw
Yacon	Hirono, Futaba, Fukushima Pref.	Jan-26	CA	Cs137	0.9 Bq/kg raw	± 0.1 Bq/kg raw	— Bq/kg raw	0.9	Cs137	0.2 Bq/kg raw
				Cs134	— Bq/kg raw	± — Bq/kg raw	— Bq/kg raw		Cs134	0.2 Bq/kg raw
Carrot	Kitaibaraki, Ibaraki Pref.	Jan-26	CA	Cs137	— Bq/kg raw	± — Bq/kg raw	— Bq/kg raw	Under Minimum Limit of Detection	Cs137	0.2 Bq/kg raw
				Cs134	— Bq/kg raw	± — Bq/kg raw	— Bq/kg raw		Cs134	0.2 Bq/kg raw
Carrot	Kagawa Pref.	Jan-26	CA	Cs137	— Bq/kg raw	± — Bq/kg raw	— Bq/kg raw	Under Minimum Limit of Detection	Cs137	0.1 Bq/kg raw
				Cs134	— Bq/kg raw	± — Bq/kg raw	— Bq/kg raw		Cs134	0.1 Bq/kg raw
Japanese white radish	Okayama Pref.	Jan-26	CA	Cs137	— Bq/kg raw	± — Bq/kg raw	— Bq/kg raw	Under Minimum Limit of Detection	Cs137	0.2 Bq/kg raw
				Cs134	— Bq/kg raw	± — Bq/kg raw	— Bq/kg raw		Cs134	0.2 Bq/kg raw
Round Japanese white radish	kyoto Pref.	Feb-26	CA	Cs137	— Bq/kg raw	± — Bq/kg raw	— Bq/kg raw	Under Minimum Limit of Detection	Cs137	0.1 Bq/kg raw
				Cs134	— Bq/kg raw	± — Bq/kg raw	— Bq/kg raw		Cs134	0.1 Bq/kg raw
Turnip	Oita Pref.	Jan-26	CA	Cs137	— Bq/kg raw	± — Bq/kg raw	— Bq/kg raw	Under Minimum Limit of Detection	Cs137	0.1 Bq/kg raw
				Cs134	— Bq/kg raw	± — Bq/kg raw	— Bq/kg raw		Cs134	0.1 Bq/kg raw
Turnip	Saga Pref.	Feb-26	CA	Cs137	— Bq/kg raw	± — Bq/kg raw	— Bq/kg raw	Under Minimum Limit of Detection	Cs137	0.2 Bq/kg raw
				Cs134	— Bq/kg raw	± — Bq/kg raw	— Bq/kg raw		Cs134	0.2 Bq/kg raw
Chinese cabbage	Mihota, Koriyama, Fukushima Pref.	Feb-26	CA	Cs137	— Bq/kg raw	± — Bq/kg raw	— Bq/kg raw	Under Minimum Limit of Detection	Cs137	0.2 Bq/kg raw
				Cs134	— Bq/kg raw	± — Bq/kg raw	— Bq/kg raw		Cs134	0.2 Bq/kg raw
Chinese cabbage	Kitaibaraki, Ibaraki Pref.	Jan-26	CA	Cs137	— Bq/kg raw	± — Bq/kg raw	— Bq/kg raw	Under Minimum Limit of Detection	Cs137	0.4 Bq/kg raw
				Cs134	— Bq/kg raw	± — Bq/kg raw	— Bq/kg raw		Cs134	0.3 Bq/kg raw

※"—"used in Measurement Result and Uncertainty shows that the value is below the detection limit.

But it does not necessary mean 0(zero)Bq/kg.

Samples	Sampling Point	Sampling Month	Measuring instrument type	Measurement Result		Uncertainty		Total Amount of Cesium	Minimum Limit of Detection	
				Cs137	Cs134	±	—		Cs137	Cs134
Cabbage	Inawashiro, Yama, Fukushima Pref.	Feb-26	CA	Cs137	—	±	—	Under Minimum Limit of Detection	Cs137	0.3
				Cs134	—	±	—		Cs134	0.2
Cabbage	Okayama Pref.	Jan-26	CA	Cs137	—	±	—	Under Minimum Limit of Detection	Cs137	0.3
				Cs134	—	±	—		Cs134	0.2
Cabbage	Aichi Pref.	Feb-26	CA	Cs137	—	±	—	Under Minimum Limit of Detection	Cs137	0.3
				Cs134	—	±	—		Cs134	0.3
Onion	Okayama Pref.	Jan-26	OR	Cs137	—	±	—	Under Minimum Limit of Detection	Cs137	0.2
				Cs134	—	±	—		Cs134	0.2
Chives	Fukushima Pref.	Jan-26	CA	Cs137	0.2	±	0.1	0.2	Cs137	0.2
				Cs134	—	±	—		Cs134	0.2
Burdock	Tamura, Koriyama, Fukushima Pref.	Feb-26	OR	Cs137	—	±	—	Under Minimum Limit of Detection	Cs137	0.1
				Cs134	—	±	—		Cs134	0.1
Burdock	Okayama Pref.	Jan-26	CA	Cs137	—	±	—	Under Minimum Limit of Detection	Cs137	0.2
				Cs134	—	±	—		Cs134	0.2
Lettuce	Fukushima Pref.	Feb-26	CA	Cs137	—	±	—	Under Minimum Limit of Detection	Cs137	0.6
				Cs134	—	±	—		Cs134	0.7
Leat lettuce	Kaga, Okayama Pref.	Jan-26	OR	Cs137	—	±	—	Under Minimum Limit of Detection	Cs137	1.2
				Cs134	—	±	—		Cs134	1.2
Spinach	Okayama Pref.	Jan-26	OR	Cs137	—	±	—	Under Minimum Limit of Detection	Cs137	0.8
				Cs134	—	±	—		Cs134	0.8
Spinach	Kitaibaraki, Ibaraki Pref.	Jan-26	CA	Cs137	—	±	—	Under Minimum Limit of Detection	Cs137	0.6
				Cs134	—	±	—		Cs134	0.5
Spinach	Gunma Pref.	Feb-26	OR	Cs137	—	±	—	Under Minimum Limit of Detection	Cs137	0.9
				Cs134	—	±	—		Cs134	0.9
Japanese mustard spinach	Ibaraki Pref.	Feb-26	OR	Cs137	—	±	—	Under Minimum Limit of Detection	Cs137	0.5
				Cs134	—	±	—		Cs134	0.5
Qing-geng-cai	Hirono, Futaba, Fukushima Pref.	Feb-26	CA	Cs137	—	±	—	Under Minimum Limit of Detection	Cs137	0.5
				Cs134	—	±	—		Cs134	0.4
Qing-geng-cai	Okayama Pref.	Jan-26	OR	Cs137	—	±	—	Under Minimum Limit of Detection	Cs137	0.6
				Cs134	—	±	—		Cs134	0.7
Potherb mustard	Kitaibaraki, Ibaraki Pref.	Jan-26	OR	Cs137	—	±	—	Under Minimum Limit of Detection	Cs137	0.8
				Cs134	—	±	—		Cs134	0.9
Wasabi greens	Mihota, Koriyama, Fukushima Pref.	Feb-26	CA	Cs137	0.28	±	0.13	0.28	Cs137	0.27
				Cs134	—	±	—		Cs134	0.26
Rape	Tamura, Koriyama, Fukushima Pref.	Feb-26	CA	Cs137	—	±	—	Under Minimum Limit of Detection	Cs137	0.5
				Cs134	—	±	—		Cs134	0.5
Mustard greens	Iwaki City	Feb-26	CA	Cs137	—	±	—	Under Minimum Limit of Detection	Cs137	0.6
				Cs134	—	±	—		Cs134	0.6
Green onion	Okayama Pref.	Jan-26	CA	Cs137	—	±	—	Under Minimum Limit of Detection	Cs137	0.1
				Cs134	—	±	—		Cs134	0.09
Green pepper	Okayama Pref.	Jan-26	CA	Cs137	—	±	—	Under Minimum Limit of Detection	Cs137	0.1
				Cs134	—	±	—		Cs134	0.1
Paprika	Fukushima Pref.	Feb-26	OR	Cs137	—	±	—	Under Minimum Limit of Detection	Cs137	0.2
				Cs134	—	±	—		Cs134	0.2
Cucumber	Okayama Pref.	Jan-26	CA	Cs137	—	±	—	Under Minimum Limit of Detection	Cs137	0.08
				Cs134	—	±	—		Cs134	0.07
Broccoli	Hiwada, Koriyama, Fukushima Pref.	Feb-26	CA	Cs137	—	±	—	Under Minimum Limit of Detection	Cs137	0.3
				Cs134	—	±	—		Cs134	0.2

※“—”used in Measurement Result and Uncertainty shows that the value is below the detection limit.

But it does not necessary mean 0(zero)Bq/kg.

Samples	Sampling Point	Sampling Month	Measuring Instrument Type	Measurement Result		Uncertainty		Total Amount of Cesium	Minimum Limit of Detection	
				Cs137	Bq/kg raw	±	Bq/kg raw		Cs137	Bq/kg raw
Broccoli	Aichi Pref.	Jan-26	CA	Cs137	—	±	—	Under Minimum Limit of Detection	Cs137	0.1
				Cs134	—	±	—		Cs134	0.2
String beans	Kagoshima Pref.	Jan-26	OR	Cs137	—	±	—	Under Minimum Limit of Detection	Cs137	0.2
				Cs134	—	±	—		Cs134	0.3
Celery	Fukuoka Pref.	Feb-26	OR	Cs137	—	±	—	Under Minimum Limit of Detection	Cs137	0.4
				Cs134	—	±	—		Cs134	0.4
Ginger	Chiba Pref.	Jan-26	OR	Cs137	—	±	—	Under Minimum Limit of Detection	Cs137	0.2
				Cs134	—	±	—		Cs134	0.2
Yam bulblet	Fukushima Pref.	Jan-26	OR	Cs137	0.2	±	0.09	0.2	Cs137	0.1
				Cs134	—	±	—		Cs134	0.2
Driedwhite Japanese radish	Kitaibaraki, Ibaraki Pref.	Jan-26	CA	Cs137	—	±	—	Under Minimum Limit of Detection	Cs137	2.8
				Cs134	—	±	—		Cs134	2.3
Dried white Japanese radish	Iwaki City	Jan-26	CA	Cs137	1.4	±	0.2	1.4	Cs137	0.5
				Cs134	—	±	—		Cs134	0.5
Dried taro stem	Fukushima Pref.	Jan-26	OR	Cs137	—	±	—	Under Minimum Limit of Detection	Cs137	0.7
				Cs134	—	±	—		Cs134	0.7
Kiwifruit	Ouse Koriyama, Fukushima Pref.	Feb-26	OR	Cs137	1.2	±	0.1	1.2	Cs137	0.2
				Cs134	—	±	—		Cs134	0.1
Yuzu	Iwaki City	Jan-26	CA	Cs137	0.6	±	0.1	0.6	Cs137	0.2
				Cs134	—	±	—		Cs134	0.2
Yuzu	Aichi Pref.	Jan-26	CA	Cs137	—	±	—	Under Minimum Limit of Detection	Cs137	0.2
				Cs134	—	±	—		Cs134	0.2
Kumquat	Iwaki City	Jan-26	CA	Cs137	0.5	±	0.07	0.5	Cs137	0.1
				Cs134	—	±	—		Cs134	0.1
Kabosu	Hirono, Futaba, Fukushima Pref.	Jan-26	CA	Cs137	0.5	±	0.1	0.5	Cs137	0.2
				Cs134	—	±	—		Cs134	0.2
Blak abalone mushroom	Nagano Pref.	Feb-26	CA	Cs137	—	±	—	Under Minimum Limit of Detection	Cs137	0.3
				Cs134	—	±	—		Cs134	0.3
Willow mushroom	Nagano Pref.	Feb-26	OR	Cs137	0.3	±	0.1	0.3	Cs137	0.1
				Cs134	—	±	—		Cs134	0.2
Dried shiitake mushroom	Kitaibaraki, Ibaraki Pref.	Jan-26	CA	Cs137	145.0	±	1.2	145.0	Cs137	1.0
				Cs134	1.7	±	0.3		Cs134	1.0
Shiitake mushroom	Tochigi Pref.	Jan-26	OR	Cs137	0.3	±	0.1	0.3	Cs137	0.2
				Cs134	—	±	—		Cs134	0.2
Shitake mushroom grown in bacteria-bed (raw)	Nigata Pref.	Jan-26	CA	Cs137	—	±	—	Under Minimum Limit of Detection	Cs137	0.6
				Cs134	—	±	—		Cs134	0.6
Dried Maitake mushroom	Yotsukura, Iwaki	Jan-26	CA	Cs137	4.1	±	1.1	4.1	Cs137	2.2
				Cs134	—	±	—		Cs134	1.8
Dried Wood ear mushroom	Fukushima Pref.	Feb-26	OR	Cs137	0.93	±	0.46	0.93	Cs137	0.92
				Cs134	—	±	—		Cs134	1.04
Dried Wood ear mushroom	Kashima, Ibaraki, Pref.	Feb-26	CA	Cs137	1.3	±	0.1	1.3	Cs137	0.2
				Cs134	—	±	—		Cs134	0.3
Butterbur sprout	Fukushima Pref.	Jan-26	OR	Cs137	—	±	—	Under Minimum Limit of Detection	Cs137	0.3
				Cs134	—	±	—		Cs134	0.3
Aralia sprout	Kawauchi, Futaba, Fukushima Pref.	Jan-26	OR	Cs137	—	±	—	Under Minimum Limit of Detection	Cs137	0.4
				Cs134	—	±	—		Cs134	0.5
Mountain udo	Tochigi Pref.	Jan-26	OR	Cs137	2.45	±	0.08	2.45	Cs137	0.10
				Cs134	—	±	—		Cs134	0.12

※“—”used in Measurement Result and Uncertainty shows that the value is below the detection limit.

But it does not necessary mean 0(zero)Bq/kg.



(Bq/kg raw:Weight of raw sample Bq/kg dry:Weight of dried sample)

Samples	Sampling Point	Sampling Month	Measuring Instrument Type	Measurement Result		Uncertainty		Total Amount of Cesium	Minimum Limit of Detection	
				Cs137	Cs134	Cs137	Cs134		Cs137	Cs134
Butterbur	Aichi Pref.	Feb-26	CA	Cs137	— Bq/kg raw	± — Bq/kg raw	— Bq/kg raw	Under Minimum Limit of Detection	Cs137	0.1 Bq/kg raw
				Cs134	— Bq/kg raw	± — Bq/kg raw	— Bq/kg raw		Cs134	0.1 Bq/kg raw
Glehnia Littoralis	Ibaraki Pref.	Feb-26	CA	Cs137	— Bq/kg raw	± — Bq/kg raw	— Bq/kg raw	Under Minimum Limit of Detection	Cs137	0.3 Bq/kg raw
				Cs134	— Bq/kg raw	± — Bq/kg raw	— Bq/kg raw		Cs134	0.3 Bq/kg raw
Konjac	Daigo, Kuji, Ibaraki Pref.	Jan-26	OR	Cs137	— Bq/kg raw	± — Bq/kg raw	— Bq/kg raw	Under Minimum Limit of Detection	Cs137	0.1 Bq/kg raw
				Cs134	— Bq/kg raw	± — Bq/kg raw	— Bq/kg raw		Cs134	0.1 Bq/kg raw
Sesami product	Furudono, Ishikawa, Fukushima Pref.	Jan-26	OR	Cs137	— Bq/kg raw	± — Bq/kg raw	— Bq/kg raw	Under Minimum Limit of Detection	Cs137	0.7 Bq/kg raw
				Cs134	— Bq/kg raw	± — Bq/kg raw	— Bq/kg raw		Cs134	0.8 Bq/kg raw
Sea water (surface)	Yotsukura Port/Iwaki	Jan-26	CA	Cs137	0.006 Bq/L	± 0.001 Bq/L	— Bq/L	0.006	Cs137	0.002 Bq/L
				Cs134	— Bq/L	± — Bq/L	— Bq/L		Cs134	0.002 Bq/L
Sea water (surface)	Ena Port/Iwaki	Jan-26	CA	Cs137	0.003 Bq/L	± 0.001 Bq/L	— Bq/L	0.003	Cs137	0.002 Bq/L
				Cs134	— Bq/L	± — Bq/L	— Bq/L		Cs134	0.002 Bq/L
Sea water (surface)	Onahama Port/Iwaki	Jan-26	CA	Cs137	— Bq/L	± — Bq/L	— Bq/L	Under Minimum Limit of Detection	Cs137	0.002 Bq/L
				Cs134	— Bq/L	± — Bq/L	— Bq/L		Cs134	0.002 Bq/L
Sea water (surface)	Obama Port/Iwaki	Jan-26	CA	Cs137	0.003 Bq/L	± 0.001 Bq/L	— Bq/L	0.003	Cs137	0.002 Bq/L
				Cs134	— Bq/L	± — Bq/L	— Bq/L		Cs134	0.002 Bq/L
Suspended solid in sea water (surface)	Yotsukura Port/Iwaki	Jan-26	OR	Cs137	— Bq/L	± — Bq/L	— Bq/L	Under Minimum Limit of Detection	Cs137	0.002 Bq/L
				Cs134	— Bq/L	± — Bq/L	— Bq/L		Cs134	0.002 Bq/L
Suspended solid in sea water (surface)	Ena Port/Iwaki	Jan-26	OR	Cs137	— Bq/L	± — Bq/L	— Bq/L	Under Minimum Limit of Detection	Cs137	0.001 Bq/L
				Cs134	— Bq/L	± — Bq/L	— Bq/L		Cs134	0.001 Bq/L
Suspended solid in sea water (surface)	Onahama Port/Iwaki	Jan-26	OR	Cs137	— Bq/L	± — Bq/L	— Bq/L	Under Minimum Limit of Detection	Cs137	0.002 Bq/L
				Cs134	— Bq/L	± — Bq/L	— Bq/L		Cs134	0.002 Bq/L
Suspended solid in sea water (surface)	Obama Port/Iwaki	Jan-26	OR	Cs137	— Bq/L	± — Bq/L	— Bq/L	Under Minimum Limit of Detection	Cs137	0.001 Bq/L
				Cs134	— Bq/L	± — Bq/L	— Bq/L		Cs134	0.002 Bq/L
Soil (bench)	Satogaoka 2choume children's play ground 1, Satogaoka, Iwaki	Nov-25	OR	Cs137	505.9 Bq/kg dry	± 2.3 Bq/kg dry	— Bq/kg dry	511.2	Cs137	0.8 Bq/kg dry
				Cs134	5.3 Bq/kg dry	± 0.4 Bq/kg dry	— Bq/kg dry		Cs134	0.8 Bq/kg dry
Soil (under the seesaw)	Satogaoka 2choume children's play ground 1, Satogaoka, Iwaki	Nov-25	OR	Cs137	416.1 Bq/kg dry	± 1.0 Bq/kg dry	— Bq/kg dry	420.3	Cs137	0.3 Bq/kg dry
				Cs134	4.2 Bq/kg dry	± 0.2 Bq/kg dry	— Bq/kg dry		Cs134	0.3 Bq/kg dry
Soil (ginkgo tree)	Satogaoka 2choume children's play ground 1, Satogaoka, Iwaki	Nov-25	OR	Cs137	397.5 Bq/kg dry	± 2.1 Bq/kg dry	— Bq/kg dry	401.6	Cs137	0.7 Bq/kg dry
				Cs134	4.1 Bq/kg dry	± 0.4 Bq/kg dry	— Bq/kg dry		Cs134	0.7 Bq/kg dry
Soil (in the park)	Satogaoka 2choume children's play ground 1, Satogaoka, Iwaki	Nov-25	OR	Cs137	323.6 Bq/kg dry	± 1.9 Bq/kg dry	— Bq/kg dry	326.2	Cs137	0.6 Bq/kg dry
				Cs134	2.6 Bq/kg dry	± 0.4 Bq/kg dry	— Bq/kg dry		Cs134	0.7 Bq/kg dry
Soil (in the park)	Satogaoka 2choume children's play ground 1, Satogaoka, Iwaki	Nov-25	OR	Cs137	321.5 Bq/kg dry	± 1.9 Bq/kg dry	— Bq/kg dry	324.6	Cs137	0.7 Bq/kg dry
				Cs134	3.1 Bq/kg dry	± 0.4 Bq/kg dry	— Bq/kg dry		Cs134	0.8 Bq/kg dry
Soil (in the park)	Nishisaku Park, Iino, Cyuoudai, Iwaki	Nov-25	OR	Cs137	1325.6 Bq/kg dry	± 3.7 Bq/kg dry	— Bq/kg dry	1338.3	Cs137	0.9 Bq/kg dry
				Cs134	12.7 Bq/kg dry	± 0.6 Bq/kg dry	— Bq/kg dry		Cs134	1.0 Bq/kg dry
Soil (in the park)	Nishisaku Park, Iino, Cyuoudai, Iwaki	Nov-25	OR	Cs137	397.0 Bq/kg dry	± 2.0 Bq/kg dry	— Bq/kg dry	400.5	Cs137	0.7 Bq/kg dry
				Cs134	3.5 Bq/kg dry	± 0.4 Bq/kg dry	— Bq/kg dry		Cs134	0.7 Bq/kg dry

※"—"used in Measurement Result and Uncertainty shows that the value is below the detection limit.

But it does not necessary mean 0(zero)Bq/kg.




★Beta-ray

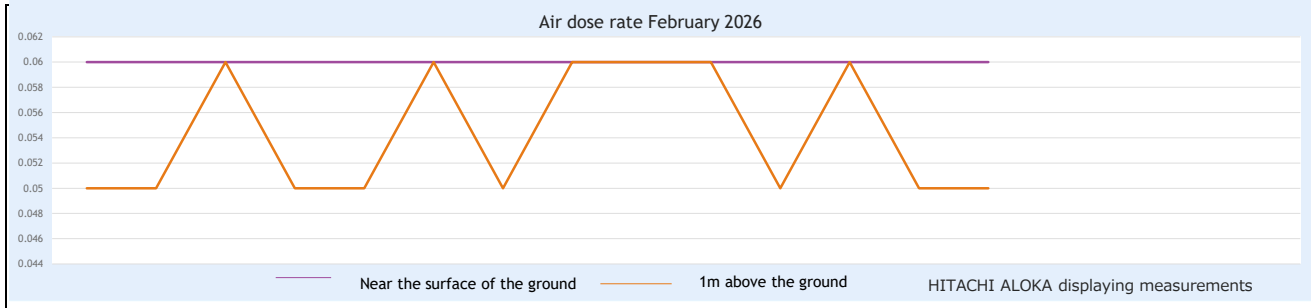
Measuring instrument		Feature
Liquid Scintillation Counter		
Product of Hidex HIDEX 300SLL	Product of PerkinElmer Japan Quantulus GCT 6220	Equipment for measuring low-energy beta-ray emission nuclides
		Measuring nuclide Strontium90 Half-life 30 years Organic bound tritium Half-life 12.3 years Free-water tritium Half-life 12.3 years All samples are measured in liquid condition after several days of pretreatment.

(Bq/Kg raw:Weight of raw sample Bq/Kg dry:Weight of dried sample)

Samples	Sampling Point	Sampling Month	Measurement Result			Uncertainty			Minimum Limit of Detection	
			T(Tissue free water)	Under Minimum Limit of Detection	Bq/L	±	—	Bq/L		Bq/L
Oyster	Miyagi Pref.	Nov-25	T(Tissue free water)	Under Minimum Limit of Detection	Bq/L	±	—	Bq/L	0.37	Bq/L
Oyster	Miyagi Pref.	Nov-25	T(Tissue free water)	Under Minimum Limit of Detection	Bq/kg raw	±	—	Bq/L	0.08	Bq/kg raw
Sea water C (surface)	Off the coast of Fukushima Nuclear Power Plant1	Nov-25	T(free)	0.31	Bq/L	±	0.06	Bq/kg raw	0.05	Bq/L
Sea waterC (lower)	Off the coast of Fukushima Nuclear Power Plant1	Nov-25	T(free)	0.26	Bq/L	±	0.06	Bq/L	0.05	Bq/L
Sea water D (surface)	Off the coast of Fukushima Nuclear Power Plant1	Nov-25	T(free)	0.16	Bq/L	±	0.04	Bq/L	0.04	Bq/L
Sea waterD (lower)	Off the coast of Fukushima Nuclear Power Plant1	Nov-25	T(free)	0.22	Bq/L	±	0.04	Bq/L	0.04	Bq/L
Sea water (surface)	Tomioka Port/ Fukushima Pref.	Nov-25	T(free)	0.37	Bq/L	±	0.04	Bq/L	0.04	Bq/L
Sea water (surface)	Sendai New Port/ Miyagi	Jun-25	T(free)	0.15	Bq/L	±	0.04	Bq/L	0.04	Bq/L
Sea water (surface)	Hamaichi Coast/ Miyagi Pref.	Jun-25	T(free)	0.13	Bq/kg dry	±	0.04	Bq/L	0.04	Bq/L
Sea water (surface)	Arahama Coast/ Miyagi Pref.	Jun-25	T(free)	0.15	Bq/kg dry	±	0.04	Bq/L	0.04	Bq/L

Air dose rate February 2026

Measuring Instrument		Measuring Place
CsI Scintillation survey meter	NaI Scintillation survey meter	Yokocho Park, Onahama, Iwaki, Fukushima
©HITACHI ALOKA TCS-1172	⑦HORIBA Radi PA-1100	
		
Feature: measuring air (space) radiation dose and radioactive surface contamination of human body and other things		



Measuring instrument		HORIBA Radi	
Measuring Date	Weather	Near the surface of the ground (µSv/h)	1m above the ground (µSv/h)
2026/2/2	☀️	0.067	0.057
2026/2/3	☀️	0.068	0.056
2026/2/4	☀️	0.068	0.063
2026/2/5	☀️	0.067	0.059
2026/2/6	☀️	0.064	0.059
Measuring Date	Weather	Near the surface of the ground (µSv/h)	1m above the ground (µSv/h)
2026/2/9	☀️	0.067	0.062
2026/2/10	☁️	0.065	0.055
2026/2/12	☀️	0.067	0.062
2026/2/13	☀️	0.068	0.061
Measuring Date	Weather	Near the surface of the ground (µSv/h)	1m above the ground (µSv/h)
2026/2/16	☀️	0.065	0.061
2026/2/17	☀️	0.062	0.061
2026/2/18	☀️	0.062	0.061
2026/2/19	☀️	0.067	0.062
2026/2/20	☀️	0.064	0.061
Measuring Date	Weather	Near the surface of the ground (µSv/h)	1m above the ground (µSv/h)
2026/2/24	☁️	0.062	0.053
2026/2/25	☔️	0.066	0.061
2026/2/26	☁️	0.065	0.058
2026/2/27	☀️	0.066	0.058
Measuring Date	Weather	Near the surface of the ground	1m above the ground (µSv/h)