



Radiation Measurement Results of 177 Items in May





When samples include natural radionuclides we can't deny the possibility of their radiation value counted together in our results.

The list below only shows the measurement results of the samples brought in.

Radioactive contamination level may differ according to sampling points even within the same address.

★Gamma-ray

Measuring instrument		Feature	Guide to lower limit※
Na I Scintillation Spectrometer			
Product of ATOMTEX AT1320A	Product of BERTHOLD LB2045	• Gamma-ray spectrometer with Na I scintillation detector.	Food (Sample 1kg) Lower limit 1.0Bq/Kg
			Soil (Sample 1kg) Lower limit 2.5Bq/Kg
			Material (Sample 1kg) Lower limit 1.0Bq/Kg
			Water (Sample 20L) Lower limit 0.02Bq/L

※The lower limit varies depending on the sample weight and measurement time.

Measuring instrument: Na I Scintillation Spectrometer

(Bq/kg raw: Weight of raw sample Bq/kg dry: Weight of dried sample)

Samples	Sampling Point	Sampling Month	Measurement Result		Uncertainty		Total Amount of Cesium	Minimum Limit of Detection		
Sweet potato	Funehiki, Tamura, Fukushima	Apr-24	Cs137	— Bq/kg raw	±	— Bq/kg raw	Under Minimum Limit of Detection	Cs137	2.0	Bq/kg raw
			Cs134	— Bq/kg raw	±	— Bq/kg raw		Cs134	1.9	Bq/kg raw
Sweet potato	Hirata, Ishikawa, Fukushima	Apr-24	Cs137	— Bq/kg raw	±	— Bq/kg raw	Under Minimum Limit of Detection	Cs137	2.1	Bq/kg raw
			Cs134	— Bq/kg raw	±	— Bq/kg raw		Cs134	1.9	Bq/kg raw
Sweet potato	Sanzyo, Niigata	May-24	Cs137	— Bq/kg raw	±	— Bq/kg raw	Under Minimum Limit of Detection	Cs137	2.3	Bq/kg raw
			Cs134	— Bq/kg raw	±	— Bq/kg raw		Cs134	2.2	Bq/kg raw
Potato	Hokkaido	Apr-24	Cs137	— Bq/kg raw	±	— Bq/kg raw	Under Minimum Limit of Detection	Cs137	1.9	Bq/kg raw
			Cs134	— Bq/kg raw	±	— Bq/kg raw		Cs134	1.8	Bq/kg raw
New potatoes	Kagoshima Pref.	Apr-24	Cs137	— Bq/kg raw	±	— Bq/kg raw	Under Minimum Limit of Detection	Cs137	2.3	Bq/kg raw
			Cs134	— Bq/kg raw	±	— Bq/kg raw		Cs134	2.2	Bq/kg raw
Jerusalem artichoke(dried)	Tamura, Koriyama, Fukushima	Mar-24	Cs137	— Bq/kg raw	±	— Bq/kg raw	Under Minimum Limit of Detection	Cs137	5.6	Bq/kg raw
			Cs134	— Bq/kg raw	±	— Bq/kg raw		Cs134	4.3	Bq/kg raw
Japanese white radish	Kita, Niigata, Niigata Pref.	May-24	Cs137	— Bq/kg raw	±	— Bq/kg raw	Under Minimum Limit of Detection	Cs137	1.9	Bq/kg raw
			Cs134	— Bq/kg raw	±	— Bq/kg raw		Cs134	1.8	Bq/kg raw
Freeze-dried Japanese white radish	Kawauchi, Futaba, Fukushima	Mar-24	Cs137	— Bq/kg raw	±	— Bq/kg raw	Under Minimum Limit of Detection	Cs137	7.0	Bq/kg raw
			Cs134	— Bq/kg raw	±	— Bq/kg raw		Cs134	6.6	Bq/kg raw
Turnip	Kashiwa, Chiba	Apr-24	Cs137	— Bq/kg raw	±	— Bq/kg raw	Under Minimum Limit of Detection	Cs137	1.9	Bq/kg raw
			Cs134	— Bq/kg raw	±	— Bq/kg raw		Cs134	1.8	Bq/kg raw
Carrot	Tokushima Pref.	Apr-24	Cs137	— Bq/kg raw	±	— Bq/kg raw	Under Minimum Limit of Detection	Cs137	2.1	Bq/kg raw
			Cs134	— Bq/kg raw	±	— Bq/kg raw		Cs134	1.9	Bq/kg raw
Bamboo shoot	Tagami, Minamikanbara, Niigata	May-24	Cs137	— Bq/kg raw	±	— Bq/kg raw	Under Minimum Limit of Detection	Cs137	2.3	Bq/kg raw
			Cs134	— Bq/kg raw	±	— Bq/kg raw		Cs134	1.8	Bq/kg raw
Bamboo shoot	Tainai, Niigata	May-24	Cs137	— Bq/kg raw	±	— Bq/kg raw	Under Minimum Limit of Detection	Cs137	2.3	Bq/kg raw
			Cs134	— Bq/kg raw	±	— Bq/kg raw		Cs134	1.8	Bq/kg raw
Lotus root	Okuchi, Nagaoka, Niigata	May-24	Cs137	— Bq/kg raw	±	— Bq/kg raw	Under Minimum Limit of Detection	Cs137	2.0	Bq/kg raw
			Cs134	— Bq/kg raw	±	— Bq/kg raw		Cs134	1.9	Bq/kg raw
Burdock	Hirata, Ishikawa, Fukushima	Apr-24	Cs137	— Bq/kg raw	±	— Bq/kg raw	Under Minimum Limit of Detection	Cs137	2.4	Bq/kg raw
			Cs134	— Bq/kg raw	±	— Bq/kg raw		Cs134	2.3	Bq/kg raw
Cabbage	Kanagawa Pref.	Apr-24	Cs137	— Bq/kg raw	±	— Bq/kg raw	Under Minimum Limit of Detection	Cs137	2.8	Bq/kg raw
			Cs134	— Bq/kg raw	±	— Bq/kg raw		Cs134	2.6	Bq/kg raw
Cabbage	Kita, Niigata Niigata Pref.	May-24	Cs137	— Bq/kg raw	±	— Bq/kg raw	Under Minimum Limit of Detection	Cs137	1.9	Bq/kg raw
			Cs134	— Bq/kg raw	±	— Bq/kg raw		Cs134	1.8	Bq/kg raw
Spring onion	Minamisoma, Fukushima	Apr-24	Cs137	— Bq/kg raw	±	— Bq/kg raw	Under Minimum Limit of Detection	Cs137	2.9	Bq/kg raw
			Cs134	— Bq/kg raw	±	— Bq/kg raw		Cs134	2.7	Bq/kg raw

※"_" used in Measurement Result and Uncertainty shows that the value is below the detection limit.

But it does not necessary mean 0(zero)Bq/kg.

★Gamma-ray

(Bq/kg raw:Weight of raw sample Bq/kg dry:Weight of dried sample)

Samples	Sampling Point	Sampling Month	Measurement Result		Uncertainty		Total Amount of Cesium	Minimum Limit of Detection		
			Cs137	Bq/kg raw	±	Bq/kg raw		Cs137	Bq/kg raw	Cs134
Green onion	Rifu, Miyagi Miyagi Pref.	Apr-24	Cs137	—	±	—	Under Minimum Limit of Detection	Cs137	3.1	Bq/kg raw
			Cs134	—	±	—		Cs134	2.8	Bq/kg raw
Leek	Ogoe, Tamura, Fukushima	May-24	Cs137	—	±	—	Under Minimum Limit of Detection	Cs137	2.9	Bq/kg raw
			Cs134	—	±	—		Cs134	2.7	Bq/kg raw
Eggplant	Maebashi, Gunma	Apr-24	Cs137	—	±	—	Under Minimum Limit of Detection	Cs137	3.1	Bq/kg raw
			Cs134	—	±	—		Cs134	2.8	Bq/kg raw
Tomato	Saitama Pref.	Apr-24	Cs137	—	±	—	Under Minimum Limit of Detection	Cs137	1.4	Bq/kg raw
			Cs134	—	±	—		Cs134	1.1	Bq/kg raw
Cherry tomato	Shizuoka Pref.	Apr-24	Cs137	—	±	—	Under Minimum Limit of Detection	Cs137	1.3	Bq/kg raw
			Cs134	—	±	—		Cs134	1.0	Bq/kg raw
Kiwi fruit	Wakayama Pref.	Apr-24	Cs137	—	±	—	Under Minimum Limit of Detection	Cs137	2.2	Bq/kg raw
			Cs134	—	±	—		Cs134	2.1	Bq/kg raw
Uwagold (Mandarin orange)	Uwazima, Ehime	Apr-24	Cs137	—	±	—	Under Minimum Limit of Detection	Cs137	1.6	Bq/kg raw
			Cs134	—	±	—		Cs134	1.3	Bq/kg raw
Lemon	Wakayama Pref.	Apr-24	Cs137	—	±	—	Under Minimum Limit of Detection	Cs137	1.1	Bq/kg raw
			Cs134	—	±	—		Cs134	1.0	Bq/kg raw
Green beans	Iitate, Soma, Fukushima	Mar-24	Cs137	2.0	±	1.1	2.0	Cs137	1.2	Bq/kg raw
			Cs134	—	±	—		Cs134	1.0	Bq/kg raw
Ukogi	Fukushima City	Apr-24	Cs137	—	±	—	Under Minimum Limit of Detection	Cs137	3.7	Bq/kg raw
			Cs134	—	±	—		Cs134	2.9	Bq/kg raw
Yukina	Sendai, Miyagi	Apr-24	Cs137	—	±	—	Under Minimum Limit of Detection	Cs137	2.5	Bq/kg raw
			Cs134	—	±	—		Cs134	2.4	Bq/kg raw
Butterbur	Shibata, Niigata	May-24	Cs137	—	±	—	Under Minimum Limit of Detection	Cs137	1.6	Bq/kg raw
			Cs134	—	±	—		Cs134	1.3	Bq/kg raw
Butterbur	Minamisoma, Fukushima	Apr-24	Cs137	—	±	—	Under Minimum Limit of Detection	Cs137	1.7	Bq/kg raw
			Cs134	—	±	—		Cs134	1.3	Bq/kg raw
Warabi	Niigata Pref.	May-24	Cs137	12.0	±	2.0	12.0	Cs137	1.5	Bq/kg raw
			Cs134	—	±	—		Cs134	1.2	Bq/kg raw
Warabi	Sado, Niigata	May-24	Cs137	—	±	—	Under Minimum Limit of Detection	Cs137	1.3	Bq/kg raw
			Cs134	—	±	—		Cs134	1.1	Bq/kg raw
Warabi	Matto, Oziya, Niigata	May-24	Cs137	—	±	—	Under Minimum Limit of Detection	Cs137	1.4	Bq/kg raw
			Cs134	—	±	—		Cs134	1.1	Bq/kg raw
Warabi	Yonezawa, Yamagata	May-24	Cs137	2.6	±	1.1	2.6	Cs137	1.4	Bq/kg raw
			Cs134	—	±	—		Cs134	1.2	Bq/kg raw
Warabi	Fukushima City	Apr-24	Cs137	—	±	—	Under Minimum Limit of Detection	Cs137	1.3	Bq/kg raw
			Cs134	—	±	—		Cs134	1.0	Bq/kg raw
Dried warabi	Tadami, Minamiaizu, Fukushima	Mar-24	Cs137	—	±	—	Under Minimum Limit of Detection	Cs137	3.2	Bq/kg raw
			Cs134	—	±	—		Cs134	2.5	Bq/kg raw
Udo	Miharu, Tamura, Fukushima	Apr-24	Cs137	—	±	—	Under Minimum Limit of Detection	Cs137	1.3	Bq/kg raw
			Cs134	—	±	—		Cs134	1.0	Bq/kg raw
Udo	Fukushima City	Apr-24	Cs137	—	±	—	Under Minimum Limit of Detection	Cs137	1.4	Bq/kg raw
			Cs134	—	±	—		Cs134	1.1	Bq/kg raw
Japanese parsley	Ishinomaki, Miyagi	Apr-24	Cs137	—	±	—	Under Minimum Limit of Detection	Cs137	1.6	Bq/kg raw
			Cs134	—	±	—		Cs134	1.4	Bq/kg raw
Hosta	Fukushima City	Apr-24	Cs137	—	±	—	Under Minimum Limit of Detection	Cs137	2.0	Bq/kg raw
			Cs134	—	±	—		Cs134	1.6	Bq/kg raw
Shidoke	Fukushima Pref.	May-24	Cs137	—	±	—	Under Minimum Limit of Detection	Cs137	3.4	Bq/kg raw
			Cs134	—	±	—		Cs134	3.1	Bq/kg raw

※"_" used in Measurement Result and Uncertainty shows that the value is below the detection limit.

★Gamma-ray

(Bq/kg raw:Weight of raw sample Bq/kg dry:Weight of dried sample)

Samples	Sampling Point	Sampling Month	Measurement Result		Uncertainty		Total Amount of Cesium	Minimum Limit of Detection		
			Cs137	Bq/kg raw	±	Bq/kg raw		Cs137	Bq/kg raw	Cs134
Thistle	Yonezawa, Yamagata	May-24	Cs137	—	±	—	Under Minimum Limit of Detection	Cs137	1.4	Bq/kg raw
			Cs134	—	±	—		Cs134	1.1	Bq/kg raw
Small dried sardines	Domestic	Nov-23	Cs137	—	±	—	Under Minimum Limit of Detection	Cs137	8.5	Bq/kg raw
			Cs134	—	±	—		Cs134	8.0	Bq/kg raw
Shitake mushroom grown in bacteria-bed	Aga, Higashikanbara, Niigata	May-24	Cs137	2.1	±	1.1	2.1	Cs137	1.4	Bq/kg raw
			Cs134	—	±	—		Cs134	1.1	Bq/kg raw
Dried shiitake mushroom (pulpwood)	Yamatsuri, Higashishirakawa, Fukushima	Mar-24	Cs137	8.0	±	5.8	8.0	Cs137	7.6	Bq/kg raw
			Cs134	—	±	—		Cs134	5.9	Bq/kg raw
Milk	Aizubange, Kawanuma, Fukushima	Apr-24	Cs137	—	±	—	Under Minimum Limit of Detection	Cs137	1.4	Bq/kg raw
			Cs134	—	±	—		Cs134	1.3	Bq/kg raw
Soil	Iida, Kashima, Iwaki/ Iida Children's Playground	Apr-24	Cs137	164.0	±	17.5	164.0	Cs137	2.7	Bq/kg dry
			Cs134	—	±	—		Cs134	2.5	Bq/kg dry
Soil	Iida, Kashima, Iwaki/ Iida Children's Playground	Apr-24	Cs137	350.0	±	36.6	355.4	Cs137	2.1	Bq/kg dry
			Cs134	5.4	±	1.1		Cs134	2.5	Bq/kg dry
Soil	Iida, Kashima, Iwaki/ Iida Children's Playground	Apr-24	Cs137	1010.0	±	103.0	1027.3	Cs137	1.6	Bq/kg dry
			Cs134	17.3	±	2.0		Cs134	1.7	Bq/kg dry
Soil	Iida, Kashima, Iwaki/ Iida Children's Playground	Apr-24	Cs137	345.0	±	35.4	349.6	Cs137	1.1	Bq/kg dry
			Cs134	4.6	±	0.7		Cs134	1.4	Bq/kg dry
Soil	Iida, Kashima, Iwaki/ Iida Children's Playground	Apr-24	Cs137	291.0	±	30.0	296.9	Cs137	1.3	Bq/kg dry
			Cs134	5.9	±	0.9		Cs134	1.5	Bq/kg dry
Soil (under the swing)	Iida, Kashima, Iwaki/ Iida Children's Playground	Apr-24	Cs137	324.0	±	37.1	324.0	Cs137	10.6	Bq/kg dry
			Cs134	—	±	—		Cs134	9.6	Bq/kg dry
Soil (at the step of a slide)	Iida, Kashima, Iwaki/ Iida Children's Playground	Apr-24	Cs137	359.0	±	36.7	365.4	Cs137	1.2	Bq/kg dry
			Cs134	6.4	±	0.9		Cs134	1.3	Bq/kg dry
Soil (under the bench)	Iida, Kashima, Iwaki/ Iida Children's Playground	Apr-24	Cs137	—	±	—	Under Minimum Limit of Detection	Cs137	2.4	Bq/kg dry
			Cs134	—	±	—		Cs134	2.4	Bq/kg dry
Soil	Funado, kashima, Iwaki/Funado Children's Playground.2	Apr-24	Cs137	93.4	±	10.3	93.4	Cs137	2.5	Bq/kg dry
			Cs134	—	±	—		Cs134	2.3	Bq/kg dry
Soil	Funado, kashima, Iwaki/Funado Children's Playground.2	Apr-24	Cs137	138.0	±	15.0	138.0	Cs137	2.9	Bq/kg dry
			Cs134	—	±	—		Cs134	2.7	Bq/kg dry
Soil	Funado, kashima, Iwaki/Funado Children's Playground.2	Apr-24	Cs137	145.0	±	15.6	145.0	Cs137	2.6	Bq/kg dry
			Cs134	—	±	—		Cs134	2.4	Bq/kg dry
Soil	Funado, kashima, Iwaki/Funado Children's Playground.2	Apr-24	Cs137	237.0	±	24.5	241.2	Cs137	1.2	Bq/kg dry
			Cs134	4.2	±	0.7		Cs134	1.4	Bq/kg dry
Soil	Funado, kashima, Iwaki/Funado Children's Playground.2	Apr-24	Cs137	487.0	±	49.9	498.7	Cs137	1.2	Bq/kg dry
			Cs134	11.7	±	1.4		Cs134	1.3	Bq/kg dry
Soil	Funado, kashima, Iwaki/Funado Children's Playground.2	Apr-24	Cs137	157.0	±	16.8	157.0	Cs137	2.8	Bq/kg dry
			Cs134	—	±	—		Cs134	2.5	Bq/kg dry
Soil	Sakae, Onahama, Iwaki/ Yoneno Park	Mar-24	Cs137	139.0	±	14.9	139.0	Cs137	2.6	Bq/kg dry
			Cs134	—	±	—		Cs134	2.4	Bq/kg dry
Soil	Sakae, Onahama, Iwaki/ Yoneno Park	Mar-24	Cs137	117.0	±	12.7	117.0	Cs137	2.8	Bq/kg dry
			Cs134	—	±	—		Cs134	2.6	Bq/kg dry
Soil	Sakae, Onahama, Iwaki/ Yoneno Park	Mar-24	Cs137	123.0	±	13.5	123.0	Cs137	3.3	Bq/kg dry
			Cs134	—	±	—		Cs134	3.0	Bq/kg dry
Soil	Sakae, Onahama, Iwaki/ Yoneno Park	Mar-24	Cs137	5.6	±	0.9	5.6	Cs137	1.6	Bq/kg dry
			Cs134	—	±	—		Cs134	1.9	Bq/kg dry
Soil (under the horizontal bar)	Sakae, Onahama, Iwaki/ Yoneno Park	Mar-24	Cs137	189.0	±	19.7	192.2	Cs137	1.1	Bq/kg dry
			Cs134	3.2	±	0.6		Cs134	1.3	Bq/kg dry

※"_" used in Measurement Result and Uncertainty shows that the value is below the detection limit.

But it does not necessary mean 0(zero)Bq/kg.



★Gamma-ray

(Bq/kg raw:Weight of raw sample Bq/kg dry:Weight of dried sample)

Samples	Sampling Point	Sampling Month	Measurement Result		Uncertainty		Total Amount of Cesium	Minimum Limit of Detection		
			Cs137	Bq/kg dry	±	Bq/kg dry		Cs137	Bq/kg dry	
Soil (under the monkey bars)	Sakae, Onahama, Iwaki/ Yoneno Park	Mar-24	Cs137	—	±	—	Under Minimum Limit of Detection	Cs137	1.1	
			Cs134	—	±	—		Cs134	1.1	
Soil (under the seesaw)	Sakae, Onahama, Iwaki/ Yoneno Park	Mar-24	Cs137	181.0	±	18.7	184.6	Cs137	1.0	
			Cs134	3.6	±	0.6		Cs134	1.2	
Soil (under the bench)	Sakae, Onahama, Iwaki/ Yoneno Park	Mar-24	Cs137	110.0	±	12.0	110.0	Cs137	2.5	
			Cs134	—	±	—		Cs134	2.3	
Soil	Kashima, Iwaki/ Kubosorimachi Children's Playground	Apr-24	Cs137	355.0	±	36.4	362.4	Cs137	1.2	
			Cs134	7.4	±	1.0		Cs134	1.3	
Soil	Kashima, Iwaki/ Kubosorimachi Children's Playground	Apr-24	Cs137	571.0	±	59.1	580.8	Cs137	2.4	
			Cs134	9.8	±	1.6		Cs134	2.7	
Soil	Kashima, Iwaki/ Kubosorimachi Children's Playground	Apr-24	Cs137	565.0	±	58.4	576.0	Cs137	2.1	
			Cs134	11.0	±	1.6		Cs134	2.3	
Soil	Kashima, Iwaki/ Kubosorimachi Children's Playground	Apr-24	Cs137	507.0	±	51.8	517.7	Cs137	1.5	
			Cs134	10.7	±	1.5		Cs134	1.7	
Soil (under the bench)	Kashima, Iwaki/ Kubosorimachi Children's Playground	Apr-24	Cs137	392.0	±	40.1	399.8	Cs137	1.3	
			Cs134	7.8	±	1.1		Cs134	1.5	
Soil (under the bench)	Kashima, Iwaki/ Kubosorimachi Children's Playground	Apr-24	Cs137	456.0	±	46.6	462.9	Cs137	1.3	
			Cs134	6.9	±	1.0		Cs134	1.4	
Sea sand (surface)	Nakoso, Iwaki/ Nakoso Coast①	May-24	Cs137	13.1	±	1.8	13.1	Cs137	1.0	
			Cs134	—	±	—		Cs134	1.3	
Sea sand (15cm deep)		May-24	Cs137	6.0	±	0.9	6.0	Cs137	1.1	
			Cs134	—	±	—		Cs134	1.1	
Sea sand (30cm deep)		May-24	Cs137	11.3	±	1.3	11.3	Cs137	0.7	
			Cs134	—	±	—		Cs134	0.7	
Sea sand (50cm deep)		May-24	Cs137	9.7	±	1.2	9.7	Cs137	0.7	
			Cs134	—	±	—		Cs134	0.7	
Sea sand (surface)		Nakoso, Iwaki/ Nakoso Coast②	May-24	Cs137	2.8	±	0.5	2.8	Cs137	1.2
				Cs134	—	±	—		Cs134	1.2
Sea sand (15cm deep)	May-24		Cs137	1.8	±	0.4	1.8	Cs137	1.1	
			Cs134	—	±	—		Cs134	1.2	
Sea sand (30cm deep)	May-24		Cs137	2.8	±	0.4	2.8	Cs137	0.6	
			Cs134	—	±	—		Cs134	0.6	
Sea sand (50cm deep)	May-24		Cs137	8.4	±	1.0	8.4	Cs137	0.6	
			Cs134	—	±	—		Cs134	0.6	
Sea sand (surface)	Nakoso, Iwaki/ Nakoso Coast③		May-24	Cs137	—	±	—	Under Minimum Limit of Detection	Cs137	0.6
				Cs134	—	±	—		Cs134	0.5
Sea sand (15cm deep)		May-24	Cs137	3.1	±	0.5	3.1	Cs137	1.0	
			Cs134	—	±	—		Cs134	1.0	
Sea sand (30cm deep)		May-24	Cs137	4.4	±	0.6	4.4	Cs137	1.0	
			Cs134	—	±	—		Cs134	1.1	
Sea sand (50cm deep)		May-24	Cs137	4.5	±	0.5	4.5	Cs137	0.6	
			Cs134	—	±	—		Cs134	0.6	
Sea sand (surface)		Nakoso, Iwaki/ Nakoso Coast④	May-24	Cs137	1.1	±	0.4	1.1	Cs137	1.0
				Cs134	—	±	—		Cs134	1.0
Sea sand (15cm deep)	May-24		Cs137	4.2	±	0.6	4.2	Cs137	1.0	
			Cs134	—	±	—		Cs134	1.0	
Sea sand (30cm deep)	May-24		Cs137	6.4	±	0.8	6.4	Cs137	0.5	
			Cs134	—	±	—		Cs134	0.6	

※"_" used in Measurement Result and Uncertainty shows that the value is below the detection limit.

But it does not necessary mean 0(zero)Bq/kg.



★Gamma-ray

(Bq/kg raw:Weight of raw sample Bq/kg dry:Weight of dried sample)

Samples	Sampling Point	Sampling Month	Measurement Result		Uncertainty		Total Amount of Cesium	Minimum Limit of Detection	
Sea sand (50cm deep)	Nakoso,Iwaki/ Nakoso Coast④	May-24	Cs137	9.3 Bq/kg dry	± 1.1 Bq/kg dry	9.3	Cs137	0.6 Bq/kg dry	
			Cs134	— Bq/kg dry	± — Bq/kg dry		Cs134	0.6 Bq/kg dry	
Sea sand (surface)	Nakoso,Iwaki/ Nakoso Coast⑤	May-24	Cs137	31.4 Bq/kg dry	± 3.6 Bq/kg dry	31.4	Cs137	1.5 Bq/kg dry	
			Cs134	— Bq/kg dry	± — Bq/kg dry		Cs134	1.1 Bq/kg dry	
Sea sand (15cm deep)	Nakoso,Iwaki/ Nakoso Coast⑤	May-24	Cs137	42.0 Bq/kg dry	± 4.7 Bq/kg dry	42.0	Cs137	1.6 Bq/kg dry	
			Cs134	— Bq/kg dry	± — Bq/kg dry		Cs134	1.2 Bq/kg dry	
Sea sand (30cm deep)	Nakoso,Iwaki/ Nakoso Coast⑤	May-24	Cs137	33.9 Bq/kg dry	± 3.9 Bq/kg dry	33.9	Cs137	0.7 Bq/kg dry	
			Cs134	— Bq/kg dry	± — Bq/kg dry		Cs134	0.7 Bq/kg dry	
Sea sand (50cm deep)	Nakoso,Iwaki/ Nakoso Coast⑤	May-24	Cs137	— Bq/kg dry	± — Bq/kg dry	Under Minimum Limit of Detection	Cs137	0.7 Bq/kg dry	
			Cs134	— Bq/kg dry	± — Bq/kg dry		Cs134	0.6 Bq/kg dry	
Sea sand (surface)	Nakoso,Iwaki/ Nakoso Coast⑥	May-24	Cs137	27.7 Bq/kg dry	± 3.1 Bq/kg dry	27.7	Cs137	1.1 Bq/kg dry	
			Cs134	— Bq/kg dry	± — Bq/kg dry		Cs134	1.1 Bq/kg dry	
Sea sand (15cm deep)	Nakoso,Iwaki/ Nakoso Coast⑥	May-24	Cs137	16.1 Bq/kg dry	± 1.9 Bq/kg dry	16.1	Cs137	1.1 Bq/kg dry	
			Cs134	— Bq/kg dry	± — Bq/kg dry		Cs134	1.0 Bq/kg dry	
Sea sand (30cm deep)	Nakoso,Iwaki/ Nakoso Coast⑥	May-24	Cs137	12.7 Bq/kg dry	± 1.4 Bq/kg dry	12.7	Cs137	0.6 Bq/kg dry	
			Cs134	— Bq/kg dry	± — Bq/kg dry		Cs134	0.6 Bq/kg dry	
Sea sand (50cm deep)	Nakoso,Iwaki/ Nakoso Coast⑥	May-24	Cs137	52.8 Bq/kg dry	± 5.8 Bq/kg dry	52.8	Cs137	1.4 Bq/kg dry	
			Cs134	— Bq/kg dry	± — Bq/kg dry		Cs134	1.1 Bq/kg dry	
Sea sand (surface)	Nakoso Iwaki/ Nakoso Coast⑦	May-24	Cs137	1.9 Bq/kg dry	± 0.5 Bq/kg dry	1.9	Cs137	1.0 Bq/kg dry	
			Cs134	— Bq/kg dry	± — Bq/kg dry		Cs134	0.9 Bq/kg dry	
Sea sand (15cm deep)	Nakoso Iwaki/ Nakoso Coast⑦	May-24	Cs137	2.3 Bq/kg dry	± 0.4 Bq/kg dry	2.3	Cs137	1.0 Bq/kg dry	
			Cs134	— Bq/kg dry	± — Bq/kg dry		Cs134	1.1 Bq/kg dry	
Sea sand (30cm deep)	Nakoso Iwaki/ Nakoso Coast⑦	May-24	Cs137	2.3 Bq/kg dry	± 0.3 Bq/kg dry	2.3	Cs137	0.5 Bq/kg dry	
			Cs134	— Bq/kg dry	± — Bq/kg dry		Cs134	0.5 Bq/kg dry	
Sea sand (50cm deep)	Nakoso Iwaki/ Nakoso Coast⑦	May-24	Cs137	6.0 Bq/kg dry	± 0.7 Bq/kg dry	6.0	Cs137	0.6 Bq/kg dry	
			Cs134	— Bq/kg dry	± — Bq/kg dry		Cs134	0.6 Bq/kg dry	

※"_" used in Measurement Result and Uncertainty shows that the value is below the detection limit.

But it does not necessary mean 0(zero)Bq/kg.



★Gamma-ray

Measuring instrument		Feature	Guide to lower limit※
Germanium Semiconductor detector			
ORTEC GEM30-70	CANBERRA GC4020	<ul style="list-style-type: none"> Radioactivity measurement series. Quantitative analysis based on "Gamma-ray spectrometry with germanium semiconductor detector." ORTEC GEM30-70 Relative efficiency 35% CANBERRA GC4020 Relative efficiency 43% 	Food (Sample 2kg) Lower limit 0.04Bq/Kg Soil (Sample 1kg) Lower limit 0.06Bq/Kg Material (Sample 1kg) Lower limit 0.06Bq/Kg Water (Sample 20L) Lower limit 0.001Bq/L

※The lower limit varies depending on the sample weight and measurement time.

Measuring instrument: Germanium Semiconductor detector

(Bq/kg raw: Weight of raw sample Bq/kg dry: Weight of dried sample)

Samples	Sampling Point	Sampling Month	Measuring instrument type	Measurement Result		Uncertainty		Total Amount of Cesium	Minimum Limit of Detection	
Rice	Maniwa, Okayama	Oct-23	CA	Cs137	0.1 Bq/kg raw	± 0.01 Bq/kg raw	0.1	Cs137	0.04 Bq/kg raw	0.04 Bq/kg raw
				Cs134	— Bq/kg raw	± — Bq/kg raw		Cs134	0.04 Bq/kg raw	
Brown rice	Maniwa, Okayama	Oct-23	OR	Cs137	0.3 Bq/kg raw	± 0.03 Bq/kg raw	0.3	Cs137	0.05 Bq/kg raw	0.05 Bq/kg raw
				Cs134	— Bq/kg raw	± — Bq/kg raw		Cs134	0.06 Bq/kg raw	
Bamboo shoot	Ogawa, Iwaki	Apr-24	CA	Cs137	4.5 Bq/kg raw	± 0.2 Bq/kg raw	4.5	Cs137	0.2 Bq/kg raw	0.2 Bq/kg raw
				Cs134	— Bq/kg raw	± — Bq/kg raw		Cs134	0.2 Bq/kg raw	
Bamboo shoot	Watari, Fukushima, Fukushima Pref.	Apr-24	CA	Cs137	21.8 Bq/kg raw	± 0.1 Bq/kg raw	21.8	Cs137	0.9 Bq/kg raw	0.9 Bq/kg raw
				Cs134	— Bq/kg raw	± — Bq/kg raw		Cs134	1.2 Bq/kg raw	
Bamboo shoot	Miharu, Tamura, Fukushima	May-24	CA	Cs137	76.0 Bq/kg raw	± 2.5 Bq/kg raw	77.3	Cs137	0.9 Bq/kg raw	0.9 Bq/kg raw
				Cs134	1.3 Bq/kg raw	± 0.3 Bq/kg raw		Cs134	0.9 Bq/kg raw	
Bamboo shoot	Yamatsuri, Higashishirakawa, Fukushima	Apr-24	CA	Cs137	4.5 Bq/kg raw	± 0.1 Bq/kg raw	4.5	Cs137	0.1 Bq/kg raw	0.1 Bq/kg raw
				Cs134	— Bq/kg raw	± — Bq/kg raw		Cs134	0.1 Bq/kg raw	
Bamboo shoot	Matsukawa, Fukushima, Fukushima Pref.	Apr-24	CA	Cs137	29.3 Bq/kg raw	± 2.0 Bq/kg raw	29.3	Cs137	1.3 Bq/kg raw	1.3 Bq/kg raw
				Cs134	— Bq/kg raw	± — Bq/kg raw		Cs134	1.2 Bq/kg raw	
Bamboo shoot	Tomioaka, Futaba, Fukushima	May-24	CA	Cs137	87.0 Bq/kg raw	± 3.5 Bq/kg raw	87.0	Cs137	2.4 Bq/kg raw	2.4 Bq/kg raw
				Cs134	— Bq/kg raw	± — Bq/kg raw		Cs134	2.9 Bq/kg raw	
Bamboo shoot (boiled)	Kamikaziro, Onahama, Iwaki	May-24	CA	Cs137	— Bq/kg raw	± — Bq/kg raw	Under Minimum Limit of Detection	Cs137	0.6 Bq/kg raw	0.6 Bq/kg raw
				Cs134	— Bq/kg raw	± — Bq/kg raw		Cs134	0.5 Bq/kg raw	
Aralia sprout	Hisanohama, Iwaki	Apr-24	CA	Cs137	8.9 Bq/kg raw	± 0.2 Bq/kg raw	8.9	Cs137	0.3 Bq/kg raw	0.3 Bq/kg raw
				Cs134	— Bq/kg raw	± — Bq/kg raw		Cs134	0.3 Bq/kg raw	
Aralia sprout (wild)	Watari, Fukushima, Fukushima Pref.	Apr-24	OR	Cs137	29.3 Bq/kg raw	± 4.2 Bq/kg raw	29.3	Cs137	4.3 Bq/kg raw	4.3 Bq/kg raw
				Cs134	— Bq/kg raw	± — Bq/kg raw		Cs134	5.8 Bq/kg raw	
Aralia sprout	Inawashiro, Yama, Fukushima	May-24	CA	Cs137	3.3 Bq/kg raw	± 0.5 Bq/kg raw	3.3	Cs137	0.2 Bq/kg raw	0.2 Bq/kg raw
				Cs134	— Bq/kg raw	± — Bq/kg raw		Cs134	0.2 Bq/kg raw	
Japanese parsley (wild)	Miharu, Tamura, Fukushima	Apr-24	OR	Cs137	3.2 Bq/kg raw	± 0.5 Bq/kg raw	3.2	Cs137	0.7 Bq/kg raw	0.7 Bq/kg raw
				Cs134	— Bq/kg raw	± — Bq/kg raw		Cs134	0.8 Bq/kg raw	
Koshiabura sprout	Inawashiro, Yama, Fukushima	Apr-24	CA	Cs137	189.1 Bq/kg raw	± 14.0 Bq/kg raw	189.1	Cs137	9.9 Bq/kg raw	9.9 Bq/kg raw
				Cs134	— Bq/kg raw	± — Bq/kg raw		Cs134	10.8 Bq/kg raw	
Koshiabura sprout	Miharu, Tamura, Fukushima	May-24	OR	Cs137	233.6 Bq/kg raw	± 7.6 Bq/kg raw	233.6	Cs137	4.8 Bq/kg raw	4.8 Bq/kg raw
				Cs134	— Bq/kg raw	± — Bq/kg raw		Cs134	5.1 Bq/kg raw	
Ostrich fern (wild)	Yamatsuri, Higashishirakawa, Fukushima	Apr-24	CA	Cs137	0.53 Bq/kg raw	± 0.07 Bq/kg raw	0.53	Cs137	0.1 Bq/kg raw	0.1 Bq/kg raw
				Cs134	— Bq/kg raw	± — Bq/kg raw		Cs134	0.1 Bq/kg raw	
Ostrich fern	Minamiaizu, Fukushima	May-24	CA	Cs137	2.9 Bq/kg raw	± 0.1 Bq/kg raw	2.9	Cs137	0.1 Bq/kg raw	0.1 Bq/kg raw
				Cs134	— Bq/kg raw	± — Bq/kg raw		Cs134	0.1 Bq/kg raw	
Butterbur	Kawauchi, Futaba, Fukushima	Mar-24	CA	Cs137	4.5 Bq/kg raw	± 0.5 Bq/kg raw	4.5	Cs137	0.8 Bq/kg raw	0.8 Bq/kg raw
				Cs134	— Bq/kg raw	± — Bq/kg raw		Cs134	0.9 Bq/kg raw	
Butterbur (wild)	Kamikaziro, Onahama, Iwaki	May-24	OR	Cs137	1.0 Bq/kg raw	± 0.2 Bq/kg raw	1.0	Cs137	0.8 Bq/kg raw	0.8 Bq/kg raw
				Cs134	— Bq/kg raw	± — Bq/kg raw		Cs134	0.8 Bq/kg raw	

※"—used in Measurement Result and Uncertainty shows that the value is below the detection limit.

But it does not necessary mean 0(zero)Bq/kg.

Samples	Sampling Point	Sampling Month	Measuring instrument type	Measurement Result		Uncertainty		Total Amount of Cesium	Minimum Limit of Detection	
Warabi(wild)	Miharu, Tamura, Fukushima	May-24	CA	Cs137	— Bq/kg raw	±	— Bq/kg raw	Under Minimum Limit of Detection	Cs137	2.2 Bq/kg raw
				Cs134	— Bq/kg raw	±	— Bq/kg raw		Cs134	2.2 Bq/kg raw
Warabi(wild)	Funehiki, Tamura, Fukushima	May-24	OR	Cs137	— Bq/kg raw	±	— Bq/kg raw	Under Minimum Limit of Detection	Cs137	1.7 Bq/kg raw
				Cs134	— Bq/kg raw	±	— Bq/kg raw		Cs134	1.8 Bq/kg raw
Warabi	Inawashiro, Yama, Fukushima	May-24	OR	Cs137	60.7 Bq/kg raw	±	0.20 Bq/kg raw	61.7	Cs137	0.08 Bq/kg raw
				Cs134	1.0 Bq/kg raw	±	0.05 Bq/kg raw		Cs134	0.08 Bq/kg raw
Alpine leek	Iitate, Soma, Fukushima	Mar-24	CA	Cs137	0.9 Bq/kg raw	±	0.06 Bq/kg raw	0.9	Cs137	0.1 Bq/kg raw
				Cs134	— Bq/kg raw	±	— Bq/kg raw		Cs134	0.1 Bq/kg raw
Ume	Izumigaoka, Iwaki	May-24	OR	Cs137	— Bq/kg raw	±	— Bq/kg raw	Under Minimum Limit of Detection	Cs137	0.2 Bq/kg raw
				Cs134	— Bq/kg raw	±	— Bq/kg raw		Cs134	0.2 Bq/kg raw
Loquat	Ohara, Onahama, Iwaki	May-24	OR	Cs137	0.16 Bq/kg raw	±	0.06 Bq/kg raw	0.16	Cs137	0.1 Bq/kg raw
				Cs134	— Bq/kg raw	±	— Bq/kg raw		Cs134	0.1 Bq/kg raw
Loquat	Ohara, Onahama, Iwaki	May-24	OR	Cs137	— Bq/kg raw	±	— Bq/kg raw	Under Minimum Limit of Detection	Cs137	0.1 Bq/kg raw
				Cs134	— Bq/kg raw	±	— Bq/kg raw		Cs134	0.2 Bq/kg raw
Prunus tomentosa	Ohara, Onahama, Iwaki	May-24	CA	Cs137	— Bq/kg raw	±	— Bq/kg raw	Under Minimum Limit of Detection	Cs137	0.1 Bq/kg raw
				Cs134	— Bq/kg raw	±	— Bq/kg raw		Cs134	0.1 Bq/kg raw
Wakame seaweed(boiled)	Yotsukura Port/ Fukushima	May-24	OR	Cs137	— Bq/kg dry	±	— Bq/kg dry	Under Minimum Limit of Detection	Cs137	0.06 Bq/kg dry
				Cs134	— Bq/kg dry	±	— Bq/kg dry		Cs134	0.07 Bq/kg dry
Fox jacopever	Sendai Bay/ Fukushima	Apr-24	CA	Cs137	0.3 Bq/kg raw	±	0.09 Bq/kg raw	0.3	Cs137	0.1 Bq/kg raw
				Cs134	— Bq/kg raw	±	— Bq/kg raw		Cs134	0.1 Bq/kg raw
Fox jacopever	Sendai Bay/ Fukushima	Apr-24	OR	Cs137	0.3 Bq/kg raw	±	0.08 Bq/kg raw	0.3	Cs137	0.1 Bq/kg raw
				Cs134	— Bq/kg raw	±	— Bq/kg raw		Cs134	0.1 Bq/kg raw
White rockfish	Sendai Bay/ Fukushima	Apr-24	CA	Cs137	— Bq/kg raw	±	— Bq/kg raw	Under Minimum Limit of Detection	Cs137	0.3 Bq/kg raw
				Cs134	— Bq/kg raw	±	— Bq/kg raw		Cs134	0.4 Bq/kg raw
White rockfish	Sendai Bay/ Fukushima	Apr-24	CA	Cs137	— Bq/kg raw	±	— Bq/kg raw	Under Minimum Limit of Detection	Cs137	0.4 Bq/kg raw
				Cs134	— Bq/kg raw	±	— Bq/kg raw		Cs134	0.3 Bq/kg raw
White rockfish	Sendai Bay/ Fukushima	Apr-24	OR	Cs137	0.3 Bq/kg raw	±	0.1 Bq/kg raw	0.3	Cs137	0.2 Bq/kg raw
				Cs134	— Bq/kg raw	±	— Bq/kg raw		Cs134	0.2 Bq/kg raw
White rockfish	Sendai Bay/ Fukushima	Apr-24	CA	Cs137	— Bq/kg raw	±	— Bq/kg raw	Under Minimum Limit of Detection	Cs137	0.4 Bq/kg raw
				Cs134	— Bq/kg raw	±	— Bq/kg raw		Cs134	0.4 Bq/kg raw
White rockfish	Sendai Bay/ Fukushima	Apr-24	CA	Cs137	— Bq/kg raw	±	— Bq/kg raw	Under Minimum Limit of Detection	Cs137	0.5 Bq/kg raw
				Cs134	— Bq/kg raw	±	— Bq/kg raw		Cs134	0.4 Bq/kg raw
White rockfish	Sendai Bay/ Fukushima	Apr-24	CA	Cs137	— Bq/kg raw	±	— Bq/kg raw	Under Minimum Limit of Detection	Cs137	0.2 Bq/kg raw
				Cs134	— Bq/kg raw	±	— Bq/kg raw		Cs134	0.2 Bq/kg raw
Gurnard	Sendai Bay/ Fukushima	Apr-24	CA	Cs137	0.5 Bq/kg raw	±	0.1 Bq/kg raw	0.5	Cs137	0.3 Bq/kg raw
				Cs134	— Bq/kg raw	±	— Bq/kg raw		Cs134	0.3 Bq/kg raw
Bread	Iwaki City	Apr-24	CA	Cs137	— Bq/kg raw	±	— Bq/kg raw	Under Minimum Limit of Detection	Cs137	0.5 Bq/kg raw
				Cs134	— Bq/kg raw	±	— Bq/kg raw		Cs134	0.5 Bq/kg raw
Tap water (suspended solid)	Kiyokawa, Aikou, Kanagawa	Mar-24	CA	Cs137	— Bq/L	±	— Bq/L	Under Minimum Limit of Detection	Cs137	0.001 Bq/L
				Cs134	— Bq/L	±	— Bq/L		Cs134	0.001 Bq/L
Tap water	Kiyokawa, Aikou, Kanagawa	Mar-24	OR	Cs137	— Bq/L	±	— Bq/L	Under Minimum Limit of Detection	Cs137	0.001 Bq/L
				Cs134	— Bq/L	±	— Bq/L		Cs134	0.001 Bq/L
Well water	Misato, Aizu, Fukushima	May-24	OR	Cs137	— Bq/L	±	— Bq/L	Under Minimum Limit of Detection	Cs137	0.0009 Bq/L
				Cs134	— Bq/L	±	— Bq/L		Cs134	0.001 Bq/L
Sea water A (surface)	Sendai Bay/ Fukushima	Apr-24	OR	Cs137	0.003 Bq/L	±	0.0005 Bq/L	0.003	Cs137	0.0009 Bq/L
				Cs134	— Bq/L	±	— Bq/L		Cs134	0.001 Bq/L
Sea water A (lower)	Sendai Bay/ Fukushima	Apr-24	OR	Cs137	0.005 Bq/L	±	0.0005 Bq/L	0.005	Cs137	0.0009 Bq/L
				Cs134	— Bq/L	±	— Bq/L		Cs134	0.001 Bq/L
Sea water B (surface)	Sendai Bay/ Fukushima	Apr-24	OR	Cs137	0.002 Bq/L	±	0.0005 Bq/L	0.002	Cs137	0.0009 Bq/L
				Cs134	— Bq/L	±	— Bq/L		Cs134	0.001 Bq/L

※"_"used in Measurement Result and Uncertainty shows that the value is below the detection limit.



But it does not necessary mean 0(zero)Bq/kg.

Samples	Sampling Point	Sampling Month	Measuring instrument type	Measurement Result		Uncertainty		Total Amount of Cesium	Minimum Limit of Detection	
Sea water B (lower)	Sendai Bay/ Fukushima	Apr-24	OR	Cs137	0.007 Bq/L	± 0.0006 Bq/L	0.007	Cs137	0.0009 Bq/L	
				Cs134	— Bq/L	± — Bq/L		Cs134	0.001 Bq/L	
Sea water C (surface)	Sendai Bay/ Fukushima	Apr-24	OR	Cs137	0.002 Bq/L	± 0.0005 Bq/L	0.002	Cs137	0.0009 Bq/L	
				Cs134	— Bq/L	± — Bq/L		Cs134	0.001 Bq/L	
Sea water C (lower)	Sendai Bay/ Fukushima	Apr-24	OR	Cs137	0.003 Bq/L	± 0.0005 Bq/L	0.003	Cs137	0.0009 Bq/L	
				Cs134	— Bq/L	± — Bq/L		Cs134	0.001 Bq/L	
Sea water A surface (Suspended solid)	Sendai Bay/ Fukushima	Apr-24	CA	Cs137	— Bq/L	± — Bq/L	Under Minimum Limit of Detection	Cs137	0.001 Bq/L	
				Cs134	— Bq/L	± — Bq/L		Cs134	0.001 Bq/L	
Sea water A lower (Suspended solid)	Sendai Bay/ Fukushima	Apr-24	OR	Cs137	0.003 Bq/L	± 0.0004 Bq/L	0.003	Cs137	0.0009 Bq/L	
				Cs134	— Bq/L	± — Bq/L		Cs134	0.001 Bq/L	
Sea water B surface (Suspended solid)	Sendai Bay/ Fukushima	Apr-24	OR	Cs137	— Bq/L	± — Bq/L	Under Minimum Limit of Detection	Cs137	0.001 Bq/L	
				Cs134	— Bq/L	± — Bq/L		Cs134	0.001 Bq/L	
Sea water B lower (Suspended solid)	Sendai Bay/ Fukushima	Apr-24	OR	Cs137	0.003 Bq/L	± 0.0008 Bq/L	0.003	Cs137	0.001 Bq/L	
				Cs134	— Bq/L	± — Bq/L		Cs134	0.001 Bq/L	
Sea water C surface (Suspended solid)	Sendai Bay/ Fukushima	Apr-24	OR	Cs137	— Bq/L	± — Bq/L	Under Minimum Limit of Detection	Cs137	0.001 Bq/L	
				Cs134	— Bq/L	± — Bq/L		Cs134	0.002 Bq/L	
Sea water C (Suspended solid)	Sendai Bay/ Fukushima	Apr-24	CA	Cs137	0.002 Bq/L	± 0.0009 Bq/L	0.002	Cs137	0.001 Bq/L	
				Cs134	— Bq/L	± — Bq/L		Cs134	0.001 Bq/L	
Soil	Okuma, Futaba, Fukushima	May-24	CA	Cs137	414390 Bq/kg dry	± 1360 Bq/kg dry	421225	Cs137	239 Bq/kg dry	
				Cs134	6835 Bq/kg dry	± 142 Bq/kg dry		Cs134	271 Bq/kg dry	
Soil	Okuma, Futaba, Fukushima	May-24	CA	Cs137	226090 Bq/kg dry	± 900 Bq/kg dry	229835	Cs137	162 Bq/kg dry	
				Cs134	3745 Bq/kg dry	± 95 Bq/kg dry		Cs134	186 Bq/kg dry	
Soil	Kiyokawa, Aikou, Kanagawa	Mar-24	CA	Cs137	56.7 Bq/kg dry	± 0.4 Bq/kg dry	58.0	Cs137	0.3 Bq/kg dry	
				Cs134	1.3 Bq/kg dry	± 0.1 Bq/kg dry		Cs134	0.3 Bq/kg dry	
Soil (under the slide)	Iida, Kashima, Iwaki/ Iida Children's playground	Apr-24	OR	Cs137	297.4 Bq/kg dry	± 6.4 Bq/kg dry	303.6	Cs137	2.6 Bq/kg dry	
				Cs134	6.2 Bq/kg dry	± 1.4 Bq/kg dry		Cs134	2.5 Bq/kg dry	
Soil	Sakae, Onahama, Iwaki/ Yoneno Park	Mar-24	OR	Cs137	304.7 Bq/kg dry	± 4.9 Bq/kg dry	309.7	Cs137	2.1 Bq/kg dry	
				Cs134	5.0 Bq/kg dry	± 1.2 Bq/kg dry		Cs134	2.4 Bq/kg dry	
Soil	Kashima, Iwaki/ Kubosorimachi Children's playground	Apr-24	OR	Cs137	270.6 Bq/kg dry	± 5.8 Bq/kg dry	274.8	Cs137	2.6 Bq/kg dry	
				Cs134	4.2 Bq/kg dry	± 1.3 Bq/kg dry		Cs134	2.5 Bq/kg dry	

※"_"used in Measurement Result and Uncertainty shows that the value is below the detection limit.

But it does not necessary mean 0(zero)Bq/kg.

★Beta-ray

Measuring instrument		Feature
Liquid Scintillation Counter		
Product of Hidex HIDEX 300SLL	Product of PerkinElmer Japan Quantulus GCT 6220	Equipment for measuring low-energy beta-ray emission nuclides
		Measuring nuclide Strontium90 Half-life 30 years Organically bound 3H Half-life 12.3 years Free-water 3H Half-life 12.3 years
All samples are measured in liquid condition after several days of pretreatment.		

(Bq/Kg raw:Weight of raw sample Bq/Kg dry:Weight of dried sample)

Samples	Sampling Point	Sampling Month	Measurement Result			Uncertainty		Minimum Limit of Detection	
Well water	Misato, Aizu, Oonuma, Fukushima	May-24	T (free)	0.35	Bq/L	± 0.05	Bq/L	0.04	Bq/L
Sea water A (surface)	Fukushima Daiichi Nuclear Power Station Offing	Aug-23	T (free)	Under Minimum Limit of Detection	Bq/L	± -	Bq/L	0.04	Bq/L
Sea water A (lower)	Fukushima Daiichi Nuclear Power Station Offing	Aug-23	T (free)	Under Minimum Limit of Detection	Bq/L	± -	Bq/L	0.04	Bq/L
Sea water B (surface)	Fukushima Daiichi Nuclear Power Station Offing	Aug-23	T (free)	Under Minimum Limit of Detection	Bq/L	± -	Bq/L	0.04	Bq/L
Sea water B (lower)	Fukushima Daiichi Nuclear Power Station Offing	Aug-23	T (free)	Under Minimum Limit of Detection	Bq/L	± -	Bq/L	0.04	Bq/L
Sea water C (surface)	Fukushima Daiichi Nuclear Power Station Offing	Aug-23	T (free)	0.08	Bq/L	± 0.04	Bq/L	0.04	Bq/L
Sea water C (lower)	Fukushima Daiichi Nuclear Power Station Offing	Aug-23	T (free)	0.07	Bq/L	± 0.04	Bq/L	0.04	Bq/L
Soil	Nishihara, Okinawa	May-21	Sr90	Under Minimum Limit of Detection	Bq/kg dry	± -	Bq/kg dry	1.82	Bq/kg dry
Soil	Onnason, Okinawa	May-21	Sr90	Under Minimum Limit of Detection	Bq/kg dry	± -	Bq/kg dry	1.71	Bq/kg dry
Soil	Shimohei, Iwate	May-21	Sr90	Under Minimum Limit of Detection	Bq/kg dry	± -	Bq/kg dry	1.74	Bq/kg dry
Soil④	Fukushima, Fukushima Pref./Azuma General sports park	Jun-21	Sr90	Under Minimum Limit of Detection	Bq/kg dry	± -	Bq/kg dry	1.70	Bq/kg dry
Soil②	Fukushima, Fukushima Pref./Azuma General sports park	Jun-21	Sr90	Under Minimum Limit of Detection	Bq/kg dry	± -	Bq/kg dry	1.47	Bq/kg dry
Tap water	Kiyokawa, Aikou, Kanagawa	Mar-24	Sr90	Under Minimum Limit of Detection	Bq/L	± -	Bq/L	0.0004	Bq/L
Well water	Misato, Aizu, Oonuma, Fukushima	May-24	Sr90	Under Minimum Limit of Detection	Bq/L	± -	Bq/L	0.0004	Bq/L
Sea water	Soma Port/ Fukushima Pref.	Dec-23	Sr90	Under Minimum Limit of Detection	Bq/L	± -	Bq/L	0.0005	Bq/L
Sea water A (surface)	Sendai Bay/ Fukushima Pref.	Apr-24	Sr90	0.0005	Bq/L	± 0.0003	Bq/L	0.0004	Bq/L

Measurement results of 16 items by germanium semiconductor detector

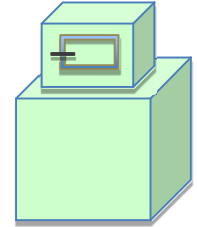
Dr.Tetsuji Imanaka, Institute of Multiple Nuclear Science, Kyoto University

In order to convey more measurement results to everyone, we have asked Dr. Tetsuji Imanaka of the Institute of Advanced Nuclear Science, Kyoto University, to measure low-dose samples using germanium semiconductor detectors. Measurement samples are not only from Fukushima Prefecture but also come from other prefectures. Please compare data based on measurements from various regions and use them to protect your children from radiation exposure.

★Gamma-ray

Measuring instrument : Germanium Semiconductor detector




- Product of CANBERRA(CA),USA GX3018 Relative efficiency 30% or more
- Product of ORTEC(OR),USA GMX25-70 Relative efficiency 35%

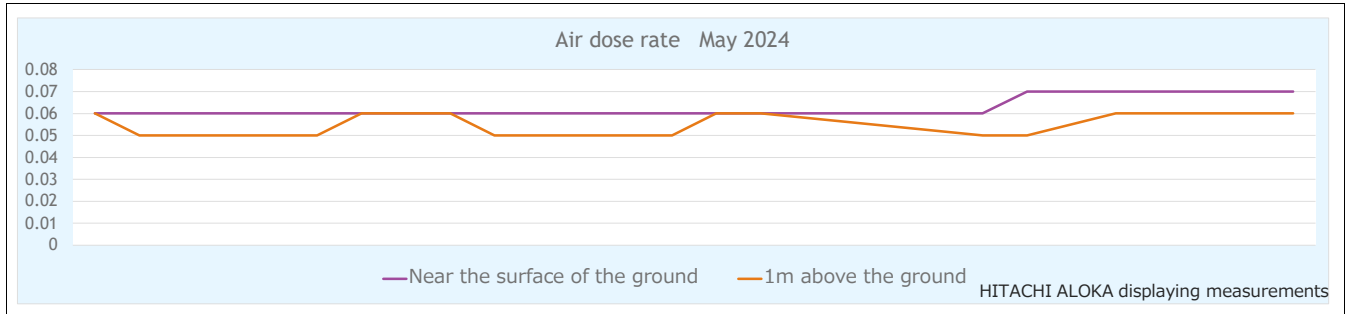


(Bq/kg raw:Weight of raw sample Bq/kg dry:Weight of dried sample)

Samples	Sampling Point	Sampling Month	Measuring instrument type	Measurement Result		Uncertainty		Total Amount of Cesium	Minimum Limit of Detection	
				Cs137	Cs134	±	±		Cs137	Cs134
Potato	Kawauchi, Futaba, Fukushima	Mar-24	OR	Cs137	0.11 Bq/kg raw	± 0.04 Bq/kg raw	0.11	Cs137	Bq/kg raw	
				Cs134	— Bq/kg raw	± — Bq/kg raw			Cs134	Bq/kg raw
Turnip	Koriyama, Fukushima	Mar-24	OR	Cs137	— Bq/kg raw	± — Bq/kg raw	Under Minimum Limit of Detection	Cs137	0.06 Bq/kg raw	
				Cs134	— Bq/kg raw	± — Bq/kg raw			Cs134	Bq/kg raw
Chinese cabbage	Naraha, Futaba, Fukushima	Mar-24	OR	Cs137	0.35 Bq/kg raw	± 0.07 Bq/kg raw	0.35	Cs137	Bq/kg raw	
				Cs134	— Bq/kg raw	± — Bq/kg raw			Cs134	Bq/kg raw
Broccoli	Tamakawa, Ishikawa, Fukushima	Feb-24	OR	Cs137	— Bq/kg raw	± — Bq/kg raw	Under Minimum Limit of Detection	Cs137	0.14 Bq/kg raw	
				Cs134	— Bq/kg raw	± — Bq/kg raw			Cs134	Bq/kg raw
Paprika	Hanawa, Higashishirakawa, Fukushima	Feb-24	OR	Cs137	— Bq/kg raw	± — Bq/kg raw	Under Minimum Limit of Detection	Cs137	0.08 Bq/kg raw	
				Cs134	— Bq/kg raw	± — Bq/kg raw			Cs134	Bq/kg raw
Leek	Iitate, Soma, Fukushima	Mar-24	CA	Cs137	5.1 Bq/kg raw	± 0.6 Bq/kg raw	5.1	Cs137	Bq/kg raw	
				Cs134	— Bq/kg raw	± — Bq/kg raw			Cs134	Bq/kg raw
Spinach	Yabuki, Nishishirakawa, Fukushima	Mar-24	OR	Cs137	0.7 Bq/kg raw	± 0.1 Bq/kg raw	0.7	Cs137	Bq/kg raw	
				Cs134	— Bq/kg raw	± — Bq/kg raw			Cs134	Bq/kg raw
Potherb mustard	Tomioka, Futaba, Fukushima	Mar-24	OR	Cs137	4.0 Bq/kg raw	± 0.2 Bq/kg raw	4.0	Cs137	Bq/kg raw	
				Cs134	— Bq/kg raw	± — Bq/kg raw			Cs134	Bq/kg raw
Tatsoi	Nemie, Futaba, Fukushima	Feb-24	CA	Cs137	0.48 Bq/kg raw	± 0.03 Bq/kg raw	0.48	Cs137	Bq/kg raw	
				Cs134	— Bq/kg raw	± — Bq/kg raw			Cs134	Bq/kg raw
Purple-stem mustard	Tomioka, Futaba, Fukushima	Feb-24	OR	Cs137	5.4 Bq/kg raw	± 0.2 Bq/kg raw	5.4	Cs137	Bq/kg raw	
				Cs134	— Bq/kg raw	± — Bq/kg raw			Cs134	Bq/kg raw
Hassaku Orange	Iwaki City	Feb-24	OR	Cs137	0.04 Bq/kg raw	± 0.02 Bq/kg raw	0.04	Cs137	Bq/kg raw	
				Cs134	— Bq/kg raw	± — Bq/kg raw			Cs134	Bq/kg raw
Soybeans	Tsukuba, Ibaraki	Mar-24	OR	Cs137	— Bq/kg raw	± — Bq/kg raw	Under Minimum Limit of Detection	Cs137	0.7 Bq/kg raw	
				Cs134	— Bq/kg raw	± — Bq/kg raw			Cs134	Bq/kg raw
Tofu	Naka, Ibaraki	Feb-24	OR	Cs137	0.1 Bq/kg raw	± 0.03 Bq/kg raw	0.1	Cs137	Bq/kg raw	
				Cs134	— Bq/kg raw	± — Bq/kg raw			Cs134	Bq/kg raw
Green soybean	Tomioka, Futaba, Fukushima	Feb-24	OR	Cs137	41.0 Bq/kg raw	± 1.1 Bq/kg raw	41.0	Cs137	Bq/kg raw	
				Cs134	— Bq/kg raw	± — Bq/kg raw			Cs134	Bq/kg raw
Spaghetti	Turkey	Sep-23	OR	Cs137	— Bq/kg raw	± — Bq/kg raw	Under Minimum Limit of Detection	Cs137	0.3 Bq/kg raw	
				Cs134	— Bq/kg raw	± — Bq/kg raw			Cs134	Bq/kg raw
Shiitake mushroom	Funehiki, Tamura, Fukushima	Feb-24	OR	Cs137	0.16 Bq/kg raw	± 0.04 Bq/kg raw	0.16	Cs137	Bq/kg raw	
				Cs134	— Bq/kg raw	± — Bq/kg raw			Cs134	Bq/kg raw

Air dose rate May 2024

Measuring Instrument		Measuring Place
CsI Scintillation survey meter	NaI Scintillation survey meter	Yokocho Park, Onahama, Iwaki, Fukushima
ⓂHITACHI ALOKA TCS-1172	ⓂHORIBA Radi PA-1100	
		
Feature: Measuring air (space) radiation dose and radioactive surface contamination of human body and other things.		



Measuring Date	Weather	HITACHI ALOKA	HORIBA Radi	HITACHI ALOKA	HORIBA Radi
		Near the surface of the ground(μSv/h)		1m above the ground(μSv/h)	
2024/5/1	☔	0.06	0.066	0.06	0.065
2024/5/2	☀️	0.06	0.061	0.05	0.060
2024/5/7	☔	0.06	0.062	0.05	0.065
2024/5/8	☁️	0.06	0.066	0.05	0.054
2024/5/9	☁️	0.06	0.069	0.06	0.062
2024/5/10	☀️	0.06	0.061	0.06	0.058
2024/5/13	☔	0.06	0.066	0.06	0.070
2024/5/14	☀️	0.06	0.061	0.05	0.058
2024/5/15	☀️	0.06	0.063	0.05	0.061
2024/5/16	☔	0.06	0.063	0.05	0.056
2024/5/17	☀️	0.06	0.066	0.06	0.062
2024/5/20	☔/☀️	0.06	0.067	0.06	0.062
2024/5/21	☀️	0.06	0.068	0.05	0.060
2024/5/22	☀️	0.05	0.059	0.07	0.072
2024/5/23	☁️	0.07	0.073	0.06	0.063
2024/5/24	☀️	0.07	0.071	0.06	0.065
2024/5/27	☁️	0.07	0.074	0.06	0.063
2024/5/28	☔	0.06	0.065	0.05	0.054
2024/5/29	☀️	0.06	0.067	0.05	0.057
2024/5/30	☀️	0.07	0.069	0.06	0.060
2024/5/31	☔	0.06	0.063	0.05	0.059