



Radiation Measurement Results of 177 Items in November





When samples include natural radionuclides we can't deny the possibility of their radiation value counted together in our results.

The list below only shows the measurement results of the samples brought in.

Radioactive contamination level may differ according to sampling points even within the same address.

★Gamma-ray

Measuring instrument		Feature	Guide to lower limit※
Na I Scintillation Spectrometer			
Product of ATOMETX AT1320A	Product of BERTHOLD LB2045	· Gamma-ray spectrometer with Na I scintillation detector.	Food (Sample 1kg) Lower limit 1.0Bq/Kg
			Soil (Sample 1kg) Lower limit 2.5Bq/Kg
			Material (Sample 1kg) Lower limit 1.0Bq/Kg
			Water (Sample 20L) Lower limit 0.02Bq/L

※The lower limit varies depending on the sample weight and measurement time.

Measuring instrument: Na I Scintillation Spectrometer (Bq/kg raw: Weight of raw sample Bq/kg dry: Weight of dried sample)

Samples	Sampling Point	Sampling Month	Measurement Result		Uncertainty	Total Amount of Cesium	Minimum Limit of Detection	
Taro	Fukushima, Fukushima Pref.	Oct-22	Cs137	— Bq/kg raw	± — Bq/kg raw	Under Minimum Limit of Detection	Cs137	2.4 Bq/kg raw
			Cs134	— Bq/kg raw	± — Bq/kg raw		Cs134	2.2 Bq/kg raw
Sweet potato	Namie, Futaba, Fukushima	Nov-22	Cs137	3.1 Bq/kg raw	± 1.40 Bq/kg raw	3.1	Cs137	2.2 Bq/kg raw
			Cs134	— Bq/kg raw	± — Bq/kg raw		Cs134	2.0 Bq/kg raw
Sweet potato	Kawauchi, Futaba, Fukushima	Nov-22	Cs137	— Bq/kg raw	± — Bq/kg raw	Under Minimum Limit of Detection	Cs137	2.0 Bq/kg raw
			Cs134	— Bq/kg raw	± — Bq/kg raw		Cs134	1.9 Bq/kg raw
Sweet potato	Koriyama, Fukushima	Oct-22	Cs137	— Bq/kg raw	± — Bq/kg raw	Under Minimum Limit of Detection	Cs137	2.7 Bq/kg raw
			Cs134	— Bq/kg raw	± — Bq/kg raw		Cs134	2.5 Bq/kg raw
Sweet potato	Kawamata, Date, Fukushima	Oct-22	Cs137	— Bq/kg raw	± — Bq/kg raw	Under Minimum Limit of Detection	Cs137	1.7 Bq/kg raw
			Cs134	— Bq/kg raw	± — Bq/kg raw		Cs134	1.3 Bq/kg raw
Sweet potato	Fukushima, Fukushima Pref.	Oct-22	Cs137	— Bq/kg raw	± — Bq/kg raw	Under Minimum Limit of Detection	Cs137	2.3 Bq/kg raw
			Cs134	— Bq/kg raw	± — Bq/kg raw		Cs134	2.1 Bq/kg raw
Sweet potato	Kunimi, Date, Fukushima	Oct-22	Cs137	— Bq/kg raw	± — Bq/kg raw	Under Minimum Limit of Detection	Cs137	2.2 Bq/kg raw
			Cs134	— Bq/kg raw	± — Bq/kg raw		Cs134	2.0 Bq/kg raw
Chinese yam	Inawashiro, Yama, Fukushima	Nov-22	Cs137	— Bq/kg raw	± — Bq/kg raw	Under Minimum Limit of Detection	Cs137	1.4 Bq/kg raw
			Cs134	— Bq/kg raw	± — Bq/kg raw		Cs134	1.1 Bq/kg raw
Japanese white radish	Hirono, Futaba, Fukushima	Nov-22	Cs137	— Bq/kg raw	± — Bq/kg raw	Under Minimum Limit of Detection	Cs137	1.3 Bq/kg raw
			Cs134	— Bq/kg raw	± — Bq/kg raw		Cs134	1.3 Bq/kg raw
Japanese white radish	Aizubandai, Fukushima	Nov-22	Cs137	— Bq/kg raw	± — Bq/kg raw	Under Minimum Limit of Detection	Cs137	1.3 Bq/kg raw
			Cs134	— Bq/kg raw	± — Bq/kg raw		Cs134	1.0 Bq/kg raw
Turnip (pulp)	Iwaki City	Oct-22	Cs137	— Bq/kg raw	± — Bq/kg raw	Under Minimum Limit of Detection	Cs137	2.2 Bq/kg raw
			Cs134	— Bq/kg raw	± — Bq/kg raw		Cs134	1.8 Bq/kg raw
Turnip (leaf)	Otsuki, Koriyama, Fukushima	Oct-22	Cs137	— Bq/kg raw	± — Bq/kg raw	Under Minimum Limit of Detection	Cs137	2.4 Bq/kg raw
			Cs134	— Bq/kg raw	± — Bq/kg raw		Cs134	1.9 Bq/kg raw
salad turnip	Otsuki, Koriyama, Fukushima	Oct-22	Cs137	— Bq/kg raw	± — Bq/kg raw	Under Minimum Limit of Detection	Cs137	2.4 Bq/kg raw
			Cs134	— Bq/kg raw	± — Bq/kg raw		Cs134	2.3 Bq/kg raw
Chinese cabbage	Tomioka, Futaba, Fukushima	Nov-22	Cs137	— Bq/kg raw	± — Bq/kg raw	Under Minimum Limit of Detection	Cs137	1.7 Bq/kg raw
			Cs134	— Bq/kg raw	± — Bq/kg raw		Cs134	1.6 Bq/kg raw
Burdock	Tokiwa, Tamura, Fukushima	Oct-22	Cs137	— Bq/kg raw	± — Bq/kg raw	Under Minimum Limit of Detection	Cs137	1.4 Bq/kg raw
			Cs134	— Bq/kg raw	± — Bq/kg raw		Cs134	1.2 Bq/kg raw
Garland chrysanthemum	Naraha, Futaba, Fukushima	Nov-22	Cs137	— Bq/kg raw	± — Bq/kg raw	Under Minimum Limit of Detection	Cs137	2.0 Bq/kg raw
			Cs134	— Bq/kg raw	± — Bq/kg raw		Cs134	1.7 Bq/kg raw
Green pepper	Bandai, Yama, Fukushima.	Nov-22	Cs137	— Bq/kg raw	± — Bq/kg raw	Under Minimum Limit of Detection	Cs137	3.5 Bq/kg raw
			Cs134	— Bq/kg raw	± — Bq/kg raw		Cs134	3.3 Bq/kg raw

※"—" used in Measurement Result and Uncertainty shows that the value is below the detection limit.

But it does not necessary mean 0(zero)Bq/kg.

★Gamma-ray

(Bq/kg raw:Weight of raw sample Bq/kg dry:Weight of dried sample)

Samples	Sampling Point	Sampling Month	Measurement Result		Uncertainty		Total Amount of Cesium	Minimum Limit of Detection	
Lotus root	Kitakata, Fukushima.	Nov-22	Cs137	— Bq/kg raw	±	— Bq/kg raw	Under Minimum Limit of Detection	Cs137	3.3 Bq/kg raw
			Cs134	— Bq/kg raw	±	— Bq/kg raw		Cs134	3.0 Bq/kg raw
Yacon	Koriyama, Fukushima	Oct-22	Cs137	— Bq/kg raw	±	— Bq/kg raw	Under Minimum Limit of Detection	Cs137	1.6 Bq/kg raw
			Cs134	— Bq/kg raw	±	— Bq/kg raw		Cs134	1.2 Bq/kg raw
Yacon	Aizuyanaizu, Fukushima	Nov-22	Cs137	— Bq/kg raw	±	— Bq/kg raw	Under Minimum Limit of Detection	Cs137	2.4 Bq/kg raw
			Cs134	— Bq/kg raw	±	— Bq/kg raw		Cs134	2.2 Bq/kg raw
Chayote	Hirono, Futaba, Fukushima	Nov-22	Cs137	— Bq/kg raw	±	— Bq/kg raw	Under Minimum Limit of Detection	Cs137	1.7 Bq/kg raw
			Cs134	— Bq/kg raw	±	— Bq/kg raw		Cs134	1.6 Bq/kg raw
Chayote	Aizumisato, Onuma, Fukushima	Nov-22	Cs137	— Bq/kg raw	±	— Bq/kg raw	Under Minimum Limit of Detection	Cs137	1.3 Bq/kg raw
			Cs134	— Bq/kg raw	±	— Bq/kg raw		Cs134	1.0 Bq/kg raw
Edible chrysanthemum	Aizubange, Kawanuma, Fukushima	Nov-22	Cs137	— Bq/kg raw	±	— Bq/kg raw	Under Minimum Limit of Detection	Cs137	8.3 Bq/kg raw
			Cs134	— Bq/kg raw	±	— Bq/kg raw		Cs134	7.9 Bq/kg raw
Cauliflower	Naraha, Futaba, Fukushima	Nov-22	Cs137	— Bq/kg raw	±	— Bq/kg raw	Under Minimum Limit of Detection	Cs137	2.4 Bq/kg raw
			Cs134	— Bq/kg raw	±	— Bq/kg raw		Cs134	2.3 Bq/kg raw
Yuzu	Miharu, Tamura, Fukushima	Nov-22	Cs137	— Bq/kg raw	±	— Bq/kg raw	Under Minimum Limit of Detection	Cs137	1.5 Bq/kg raw
			Cs134	— Bq/kg raw	±	— Bq/kg raw		Cs134	1.2 Bq/kg raw
Pear	Fukushima, Fukushima Pref.	Oct-22	Cs137	— Bq/kg raw	±	— Bq/kg raw	Under Minimum Limit of Detection	Cs137	1.5 Bq/kg raw
			Cs134	— Bq/kg raw	±	— Bq/kg raw		Cs134	1.2 Bq/kg raw
Apple	Miharu, Tamura, Fukushima	Nov-22	Cs137	— Bq/kg raw	±	— Bq/kg raw	Under Minimum Limit of Detection	Cs137	1.3 Bq/kg raw
			Cs134	— Bq/kg raw	±	— Bq/kg raw		Cs134	1.1 Bq/kg raw
Apple	Sukagawa, Fukushima	Oct-22	Cs137	— Bq/kg raw	±	— Bq/kg raw	Under Minimum Limit of Detection	Cs137	2.2 Bq/kg raw
			Cs134	— Bq/kg raw	±	— Bq/kg raw		Cs134	2.0 Bq/kg raw
Apple	Aizubandai, Fukushima	Nov-22	Cs137	— Bq/kg raw	±	— Bq/kg raw	Under Minimum Limit of Detection	Cs137	1.9 Bq/kg raw
			Cs134	— Bq/kg raw	±	— Bq/kg raw		Cs134	1.8 Bq/kg raw
Persimmon	Okuma, Futaba, Fukushima	Nov-22	Cs137	17.2 Bq/kg raw	±	3.9 Bq/kg raw	17.2	Cs137	2.5 Bq/kg raw
			Cs134	— Bq/kg raw	±	— Bq/kg raw		Cs134	2.3 Bq/kg raw
Persimmon	Namie, Futaba, Fukushima	Nov-22	Cs137	4.1 Bq/kg raw	±	1.3 Bq/kg raw	4.1	Cs137	1.8 Bq/kg raw
			Cs134	— Bq/kg raw	±	— Bq/kg raw		Cs134	1.7 Bq/kg raw
Persimmon	Miharu, Tamura, Fukushima	Nov-22	Cs137	— Bq/kg raw	±	— Bq/kg raw	Under Minimum Limit of Detection	Cs137	1.0 Bq/kg raw
			Cs134	— Bq/kg raw	±	— Bq/kg raw		Cs134	1.0 Bq/kg raw
Persimmon	Fukushima, Fukushima Pref.	Oct-22	Cs137	— Bq/kg raw	±	— Bq/kg raw	Under Minimum Limit of Detection	Cs137	2.4 Bq/kg raw
			Cs134	— Bq/kg raw	±	— Bq/kg raw		Cs134	2.2 Bq/kg raw
Persimmon	Aizubange, Kawanuma, Fukushima	Nov-22	Cs137	— Bq/kg raw	±	— Bq/kg raw	Under Minimum Limit of Detection	Cs137	2.2 Bq/kg raw
			Cs134	— Bq/kg raw	±	— Bq/kg raw		Cs134	2.0 Bq/kg raw
Grape	Kawauchi, Futaba, Fukushima	Nov-22	Cs137	— Bq/kg raw	±	— Bq/kg raw	Under Minimum Limit of Detection	Cs137	1.8 Bq/kg raw
			Cs134	— Bq/kg raw	±	— Bq/kg raw		Cs134	1.4 Bq/kg raw
Muscat	Aizuwakamatsu, Fukushima	Nov-22	Cs137	— Bq/kg raw	±	— Bq/kg raw	Under Minimum Limit of Detection	Cs137	5.1 Bq/kg raw
			Cs134	— Bq/kg raw	±	— Bq/kg raw		Cs134	4.2 Bq/kg raw
Fig	Namie, Futaba, Fukushima	Nov-22	Cs137	— Bq/kg raw	±	— Bq/kg raw	Under Minimum Limit of Detection	Cs137	1.3 Bq/kg raw
			Cs134	— Bq/kg raw	±	— Bq/kg raw		Cs134	1.0 Bq/kg raw
Kiwi fruit	Kawauchi, Futaba, Fukushima	Nov-22	Cs137	— Bq/kg raw	±	— Bq/kg raw	Under Minimum Limit of Detection	Cs137	1.8 Bq/kg raw
			Cs134	— Bq/kg raw	±	— Bq/kg raw		Cs134	1.4 Bq/kg raw
Chinese quince	Kikuta, Koriyama, Fukushima	Oct-22	Cs137	— Bq/kg raw	±	— Bq/kg raw	Under Minimum Limit of Detection	Cs137	2.7 Bq/kg raw
			Cs134	— Bq/kg raw	±	— Bq/kg raw		Cs134	2.5 Bq/kg raw
Nameko mushroom log grown (Pholiota microspora)	Kitakata, Fukushima.	Nov-22	Cs137	— Bq/kg raw	±	— Bq/kg raw	Under Minimum Limit of Detection	Cs137	2.2 Bq/kg raw
			Cs134	— Bq/kg raw	±	— Bq/kg raw		Cs134	1.7 Bq/kg raw
Shitake mushroom log grown (Lentinula edodes)	Nakata, Koriyama, Fukushima	Oct-22	Cs137	6.1 Bq/kg raw	±	1.2 Bq/kg raw	6.1	Cs137	1.1 Bq/kg raw
			Cs134	— Bq/kg raw	±	— Bq/kg raw		Cs134	1.0 Bq/kg raw

※"_" used in Measurement Result and Uncertainty shows that the value is below the detection limit.

But it does not necessary mean 0(zero)Bq/kg.



★Gamma-ray

(Bq/kg raw:Weight of raw sample Bq/kg dry:Weight of dried sample)

Samples	Sampling Point	Sampling Month	Measurement Result		Uncertainty		Total Amount of Cesium	Minimum Limit of Detection			
Shitake mushroom log grown (Lentinula edodes)	Aizubange, Kawanuma, Fukushima	Nov-22	Cs137	2.5	Bq/kg raw	± 1.0	Bq/kg raw	2.5	Cs137	1.3	Bq/kg raw
			Cs134	—	Bq/kg raw	± —	Bq/kg raw		Cs134	1.0	Bq/kg raw
Kiwi fruit	Fukushima, Fukushima Pref.	Oct-22	Cs137	—	Bq/kg raw	± —	Bq/kg raw	Under Minimum Limit of Detection	Cs137	2.0	Bq/kg raw
			Cs134	—	Bq/kg raw	± —	Bq/kg raw		Cs134	1.9	Bq/kg raw
Muscat	Yanagawa, Date, Fukushima	Oct-22	Cs137	—	Bq/kg raw	± —	Bq/kg raw	Under Minimum Limit of Detection	Cs137	1.6	Bq/kg raw
			Cs134	—	Bq/kg raw	± —	Bq/kg raw		Cs134	1.3	Bq/kg raw
Sarunashi	Kitashiobara, Yama, Fukushima	Oct-22	Cs137	—	Bq/kg raw	± —	Bq/kg raw	Under Minimum Limit of Detection	Cs137	1.5	Bq/kg raw
			Cs134	—	Bq/kg raw	± —	Bq/kg raw		Cs134	1.2	Bq/kg raw
Shitake mushroom log grown (Lentinula edodes)	Ono, Tamura, Fukushima	Oct-22	Cs137	17.4	Bq/kg raw	± 2.4	Bq/kg raw	17.4	Cs137	1.5	Bq/kg raw
			Cs134	—	Bq/kg raw	± —	Bq/kg raw		Cs134	1.3	Bq/kg raw
Shitake mushroom log grown (Lentinula edodes)	Nakata, Koriyama, Fukushima	Sep-22	Cs137	7.0	Bq/kg raw	± 2.4	Bq/kg raw	7.0	Cs137	3.3	Bq/kg raw
			Cs134	—	Bq/kg raw	± —	Bq/kg raw		Cs134	3.1	Bq/kg raw
Soil(in the park) under the Horizontal bar	Hirakubo Park Tairakamihirakubo, Iwaki	Oct-22	Cs137	140.0	Bq/kg dry	± 15.0	Bq/kg dry	140.0	Cs137	2.8	Bq/kg dry
			Cs134	—	Bq/kg dry	± —	Bq/kg dry		Cs134	2.5	Bq/kg dry
Soil (in the park)	Hirakubo Park Tairakamihirakubo, Iwaki	Oct-22	Cs137	113.0	Bq/kg dry	± 12.5	Bq/kg dry	113.0	Cs137	3.3	Bq/kg dry
			Cs134	—	Bq/kg dry	± —	Bq/kg dry		Cs134	2.9	Bq/kg dry
Soil (in the park)	Hirakubo Park Tairakamihirakubo, Iwaki	Oct-22	Cs137	78.2	Bq/kg dry	± 8.9	Bq/kg dry	78.2	Cs137	2.7	Bq/kg dry
			Cs134	—	Bq/kg dry	± —	Bq/kg dry		Cs134	3.3	Bq/kg dry
Soil (in the park)	Hirakubo Park Tairakamihirakubo, Iwaki	Oct-22	Cs137	38.3	Bq/kg dry	± 4.2	Bq/kg dry	38.3	Cs137	1.3	Bq/kg dry
			Cs134	—	Bq/kg dry	± —	Bq/kg dry		Cs134	1.5	Bq/kg dry
Soil (in the park)	Hirakubo Park Tairakamihirakubo, Iwaki	Oct-22	Cs137	9.1	Bq/kg dry	± 1.4	Bq/kg dry	9.1	Cs137	2.2	Bq/kg dry
			Cs134	—	Bq/kg dry	± —	Bq/kg dry		Cs134	2.6	Bq/kg dry
Soil(in the park) under the healthcare playground equipment	Hirakubo Park Tairakamihirakubo, Iwaki	Oct-22	Cs137	4.2	Bq/kg dry	± 0.8	Bq/kg dry	4.2	Cs137	1.7	Bq/kg dry
			Cs134	—	Bq/kg dry	± —	Bq/kg dry		Cs134	2.1	Bq/kg dry
Soil(in the park) under the playground equipment	Hirakubo Park Tairakamihirakubo, Iwaki	Oct-22	Cs137	4.1	Bq/kg dry	± 0.6	Bq/kg dry	4.1	Cs137	1.0	Bq/kg dry
			Cs134	—	Bq/kg dry	± —	Bq/kg dry		Cs134	1.4	Bq/kg dry
Soil (in the park)	Hirakubo Park Tairakamihirakubo, Iwaki	Oct-22	Cs137	—	Bq/kg dry	± —	Bq/kg dry	Under Minimum Limit of Detection	Cs137	2.4	Bq/kg dry
			Cs134	—	Bq/kg dry	± —	Bq/kg dry		Cs134	2.3	Bq/kg dry
Soil (in the park)	Hirakubo Park Tairakamihirakubo, Iwaki	Oct-22	Cs137	—	Bq/kg dry	± —	Bq/kg dry	Under Minimum Limit of Detection	Cs137	2.4	Bq/kg dry
			Cs134	—	Bq/kg dry	± —	Bq/kg dry		Cs134	2.4	Bq/kg dry
Soil(in the park) under the seesaw	Hirakubo Park Tairakamihirakubo, Iwaki	Oct-22	Cs137	—	Bq/kg dry	± —	Bq/kg dry	Under Minimum Limit of Detection	Cs137	1.3	Bq/kg dry
			Cs134	—	Bq/kg dry	± —	Bq/kg dry		Cs134	1.3	Bq/kg dry
Soil(in the park) under the swing	Hirakubo Park Tairakamihirakubo, Iwaki	Oct-22	Cs137	—	Bq/kg dry	± —	Bq/kg dry	Under Minimum Limit of Detection	Cs137	2.3	Bq/kg dry
			Cs134	—	Bq/kg dry	± —	Bq/kg dry		Cs134	2.3	Bq/kg dry
Soil(in the park) under the slide	Hirakubo Park Tairakamihirakubo, Iwaki	Oct-22	Cs137	—	Bq/kg dry	± —	Bq/kg dry	Under Minimum Limit of Detection	Cs137	1.2	Bq/kg dry
			Cs134	—	Bq/kg dry	± —	Bq/kg dry		Cs134	1.1	Bq/kg dry
Soil(in the park) Sandbox	Hirakubo Park Tairakamihirakubo, Iwaki	Oct-22	Cs137	—	Bq/kg dry	± —	Bq/kg dry	Under Minimum Limit of Detection	Cs137	0.9	Bq/kg dry
			Cs134	—	Bq/kg dry	± —	Bq/kg dry		Cs134	0.9	Bq/kg dry
Soil (in the park)	Nakahirakubo- daini Park Tairanakahirakubo, Iwaki	Oct-22	Cs137	8.3	Bq/kg dry	± 1.3	Bq/kg dry	8.3	Cs137	2.0	Bq/kg dry
			Cs134	—	Bq/kg dry	± —	Bq/kg dry		Cs134	2.4	Bq/kg dry
Soil (in the park)	Nakahirakubo- daini Park Tairanakahirakubo, Iwaki	Oct-22	Cs137	3.6	Bq/kg dry	± 0.5	Bq/kg dry	3.6	Cs137	1.1	Bq/kg dry
			Cs134	—	Bq/kg dry	± —	Bq/kg dry		Cs134	1.3	Bq/kg dry
Soil (in the park)	Nakahirakubo- daini Park Tairanakahirakubo, Iwaki	Oct-22	Cs137	—	Bq/kg dry	± —	Bq/kg dry	Under Minimum Limit of Detection	Cs137	1.3	Bq/kg dry
			Cs134	—	Bq/kg dry	± —	Bq/kg dry		Cs134	1.3	Bq/kg dry
Soil (in the park)	Nakahirakubo- daini Park Tairanakahirakubo, Iwaki	Oct-22	Cs137	—	Bq/kg dry	± —	Bq/kg dry	Under Minimum Limit of Detection	Cs137	1.3	Bq/kg dry
			Cs134	—	Bq/kg dry	± —	Bq/kg dry		Cs134	1.3	Bq/kg dry
Soil (in the park)	Nakahirakubo- daini Park Tairanakahirakubo, Iwaki	Oct-22	Cs137	—	Bq/kg dry	± —	Bq/kg dry	Under Minimum Limit of Detection	Cs137	2.3	Bq/kg dry
			Cs134	—	Bq/kg dry	± —	Bq/kg dry		Cs134	2.2	Bq/kg dry

※"—" used in Measurement Result and Uncertainty shows that the value is below the detection limit.

But it does not necessary mean 0(zero)Bq/kg.



★Gamma-ray

(Bq/kg raw:Weight of raw sample Bq/kg dry:Weight of dried sample)

Samples	Sampling Point	Sampling Month	Measurement Result		Uncertainty		Total Amount of Cesium	Minimum Limit of Detection	
Soil(in the park) under the swing	Nakahirakubo-daini Park Tairanakahirakubo, Iwaki	Oct-22	Cs137	— Bq/kg dry	±	— Bq/kg dry	Under Minimum Limit of Detection	Cs137	2.5 Bq/kg dry
			Cs134	— Bq/kg dry	±	— Bq/kg dry		Cs134	2.4 Bq/kg dry
Soil(in the park) Sandbox	Nakahirakubo-daini Park Tairanakahirakubo, Iwaki	Oct-22	Cs137	— Bq/kg dry	±	— Bq/kg dry	Under Minimum Limit of Detection	Cs137	1.7 Bq/kg dry
			Cs134	— Bq/kg dry	±	— Bq/kg dry		Cs134	1.6 Bq/kg dry
Soil(in the park) under the slide	Nakahirakubo-daini Park Tairanakahirakubo, Iwaki	Oct-22	Cs137	— Bq/kg dry	±	— Bq/kg dry	Under Minimum Limit of Detection	Cs137	2.2 Bq/kg dry
			Cs134	— Bq/kg dry	±	— Bq/kg dry		Cs134	2.2 Bq/kg dry
Soil(in the park) under the horizontal bar	Nakahirakubo-daini Park Tairanakahirakubo, Iwaki	Oct-22	Cs137	— Bq/kg dry	±	— Bq/kg dry	Under Minimum Limit of Detection	Cs137	1.3 Bq/kg dry
			Cs134	— Bq/kg dry	±	— Bq/kg dry		Cs134	1.3 Bq/kg dry
Soil (in the park)	Nakahirakubo-daiichi Park Tairanakahirakubo, Iwaki	Oct-22	Cs137	336.0 Bq/kg dry	±	35.0 Bq/kg dry	344.8	Cs137	2.3 Bq/kg dry
			Cs134	8.8 Bq/kg dry	±	1.5 Bq/kg dry		Cs134	2.8 Bq/kg dry
Soil (in the park)	Nakahirakubo-daiichi Park Tairanakahirakubo, Iwaki	Oct-22	Cs137	86.5 Bq/kg dry	±	9.7 Bq/kg dry	86.5	Cs137	2.6 Bq/kg dry
			Cs134	— Bq/kg dry	±	— Bq/kg dry		Cs134	3.3 Bq/kg dry
Soil (in the park)	Nakahirakubo-daiichi Park Tairanakahirakubo, Iwaki	Oct-22	Cs137	72.6 Bq/kg dry	±	8.0 Bq/kg dry	72.6	Cs137	2.1 Bq/kg dry
			Cs134	— Bq/kg dry	±	— Bq/kg dry		Cs134	2.5 Bq/kg dry
Soil (in the park)	Nakahirakubo-daiichi Park Tairanakahirakubo, Iwaki	Oct-22	Cs137	— Bq/kg dry	±	— Bq/kg dry	Under Minimum Limit of Detection	Cs137	1.4 Bq/kg dry
			Cs134	— Bq/kg dry	±	— Bq/kg dry		Cs134	1.3 Bq/kg dry
Soil(in the park) Sandbox	Nakahirakubo-daiichi Park Tairanakahirakubo, Iwaki	Oct-22	Cs137	— Bq/kg dry	±	— Bq/kg dry	Under Minimum Limit of Detection	Cs137	1.6 Bq/kg dry
			Cs134	— Bq/kg dry	±	— Bq/kg dry		Cs134	1.6 Bq/kg dry
Soil(in the park) under the slide	Nakahirakubo-daiichi Park Tairanakahirakubo, Iwaki	Oct-22	Cs137	— Bq/kg dry	±	— Bq/kg dry	Under Minimum Limit of Detection	Cs137	1.3 Bq/kg dry
			Cs134	— Bq/kg dry	±	— Bq/kg dry		Cs134	1.3 Bq/kg dry
Soil(in the park) under the playground equipment	Nakahirakubo-daiichi Park Tairanakahirakubo, Iwaki	Oct-22	Cs137	— Bq/kg dry	±	— Bq/kg dry	Under Minimum Limit of Detection	Cs137	1.4 Bq/kg dry
			Cs134	— Bq/kg dry	±	— Bq/kg dry		Cs134	1.4 Bq/kg dry
Soil(in the park) under the swing	Nakahirakubo-daiichi Park Tairanakahirakubo, Iwaki	Oct-22	Cs137	— Bq/kg dry	±	— Bq/kg dry	Under Minimum Limit of Detection	Cs137	1.4 Bq/kg dry
			Cs134	— Bq/kg dry	±	— Bq/kg dry		Cs134	1.4 Bq/kg dry
Soil (in the park)	Takasago Park Tairanakahirakubo, Iwaki	Oct-22	Cs137	19.9 Bq/kg dry	±	2.3 Bq/kg dry	19.9	Cs137	1.1 Bq/kg dry
			Cs134	— Bq/kg dry	±	— Bq/kg dry		Cs134	1.3 Bq/kg dry
Soil(in the park) under the tree	Takasago Park Tairanakahirakubo, Iwaki	Oct-22	Cs137	5.4 Bq/kg dry	±	0.8 Bq/kg dry	5.4	Cs137	1.1 Bq/kg dry
			Cs134	— Bq/kg dry	±	— Bq/kg dry		Cs134	1.4 Bq/kg dry
Soil (in the park)	Takasago Park Tairanakahirakubo, Iwaki	Oct-22	Cs137	— Bq/kg dry	±	— Bq/kg dry	Under Minimum Limit of Detection	Cs137	1.4 Bq/kg dry
			Cs134	— Bq/kg dry	±	— Bq/kg dry		Cs134	1.4 Bq/kg dry
Soil (in the park)	Takasago Park Tairanakahirakubo, Iwaki	Oct-22	Cs137	— Bq/kg dry	±	— Bq/kg dry	Under Minimum Limit of Detection	Cs137	1.3 Bq/kg dry
			Cs134	— Bq/kg dry	±	— Bq/kg dry		Cs134	1.3 Bq/kg dry
Soil (in the park)	Takasago Park Tairanakahirakubo, Iwaki	Oct-22	Cs137	— Bq/kg dry	±	— Bq/kg dry	Under Minimum Limit of Detection	Cs137	1.4 Bq/kg dry
			Cs134	— Bq/kg dry	±	— Bq/kg dry		Cs134	1.4 Bq/kg dry
Soil (in the park)	Takasago Park Tairanakahirakubo, Iwaki	Oct-22	Cs137	— Bq/kg dry	±	— Bq/kg dry	Under Minimum Limit of Detection	Cs137	2.5 Bq/kg dry
			Cs134	— Bq/kg dry	±	— Bq/kg dry		Cs134	2.5 Bq/kg dry
Soil(in the park) under the animal seesaw	Takasago Park Tairanakahirakubo, Iwaki	Oct-22	Cs137	— Bq/kg dry	±	— Bq/kg dry	Under Minimum Limit of Detection	Cs137	1.4 Bq/kg dry
			Cs134	— Bq/kg dry	±	— Bq/kg dry		Cs134	1.4 Bq/kg dry
Soil(in the park) Sandbox	Takasago Park Tairanakahirakubo, Iwaki	Oct-22	Cs137	— Bq/kg dry	±	— Bq/kg dry	Under Minimum Limit of Detection	Cs137	1.7 Bq/kg dry
			Cs134	— Bq/kg dry	±	— Bq/kg dry		Cs134	1.6 Bq/kg dry
Soil(in the park) under the slide	Takasago Park Tairanakahirakubo, Iwaki	Oct-22	Cs137	— Bq/kg dry	±	— Bq/kg dry	Under Minimum Limit of Detection	Cs137	1.4 Bq/kg dry
			Cs134	— Bq/kg dry	±	— Bq/kg dry		Cs134	1.4 Bq/kg dry
Soil(in the park) under the horizontal bar	Takasago Park Tairanakahirakubo, Iwaki	Oct-22	Cs137	— Bq/kg dry	±	— Bq/kg dry	Under Minimum Limit of Detection	Cs137	1.4 Bq/kg dry
			Cs134	— Bq/kg dry	±	— Bq/kg dry		Cs134	1.3 Bq/kg dry
Soil (in the park)	Kamiyoshima Park Yoshima, Iwaki	Oct-22	Cs137	480.0 Bq/kg dry	±	49.2 Bq/kg dry	493.2	Cs137	1.5 Bq/kg dry
			Cs134	13.2 Bq/kg dry	±	1.7 Bq/kg dry		Cs134	1.8 Bq/kg dry
Soil (in the park)	Kamiyoshima Park Yoshima, Iwaki	Oct-22	Cs137	380.0 Bq/kg dry	±	38.8 Bq/kg dry	390.6	Cs137	1.3 Bq/kg dry
			Cs134	10.6 Bq/kg dry	±	1.4 Bq/kg dry		Cs134	1.5 Bq/kg dry

※"_" used in Measurement Result and Uncertainty shows that the value is below the detection limit.

But it does not necessary mean 0(zero)Bq/kg.



★Gamma-ray

(Bq/kg raw:Weight of raw sample Bq/kg dry:Weight of dried sample)



Samples	Sampling Point	Sampling Month	Measurement Result		Uncertainty	Total Amount of Cesium	Minimum Limit of Detection	
Soil (in the park)	Kamiyoshima Park Yoshima, Iwaki	Oct-22	Cs137	287.0 Bq/kg dry	± 29.6 Bq/kg dry	294.6	Cs137	1.5 Bq/kg dry
			Cs134	7.6 Bq/kg dry	± 1.2 Bq/kg dry		Cs134	1.7 Bq/kg dry
Soil (in the park)	Kamiyoshima Park Yoshima, Iwaki	Oct-22	Cs137	277.0 Bq/kg dry	± 29.2 Bq/kg dry	284.3	Cs137	2.3 Bq/kg dry
			Cs134	7.3 Bq/kg dry	± 1.4 Bq/kg dry		Cs134	3.0 Bq/kg dry
Soil (in the park)	Kamiyoshima Park Yoshima, Iwaki	Oct-22	Cs137	229.0 Bq/kg dry	± 23.7 Bq/kg dry	234.4	Cs137	1.2 Bq/kg dry
			Cs134	5.4 Bq/kg dry	± 0.8 Bq/kg dry		Cs134	1.4 Bq/kg dry
Soil (in the park)	Kamiyoshima Park Yoshima, Iwaki	Oct-22	Cs137	11.6 Bq/kg dry	± 1.4 Bq/kg dry	11.6	Cs137	1.3 Bq/kg dry
			Cs134	— Bq/kg dry	± — Bq/kg dry		Cs134	1.5 Bq/kg dry
Soil (in the park)	Kamiyoshima Park Yoshima, Iwaki	Oct-22	Cs137	— Bq/kg dry	± — Bq/kg dry	Under Minimum Limit of Detection	Cs137	2.2 Bq/kg dry
			Cs134	— Bq/kg dry	± — Bq/kg dry		Cs134	2.2 Bq/kg dry
Soil(in the park) under the slide	Kamiyoshima Park Yoshima, Iwaki	Oct-22	Cs137	— Bq/kg dry	± — Bq/kg dry	Under Minimum Limit of Detection	Cs137	1.9 Bq/kg dry
			Cs134	— Bq/kg dry	± — Bq/kg dry		Cs134	1.8 Bq/kg dry
Soil(in the park) under the animal seesaw	Kamiyoshima Park Yoshima, Iwaki	Oct-22	Cs137	— Bq/kg dry	± — Bq/kg dry	Under Minimum Limit of Detection	Cs137	2.0 Bq/kg dry
			Cs134	— Bq/kg dry	± — Bq/kg dry		Cs134	1.9 Bq/kg dry
Soil(in the park) under the swing	Kamiyoshima Park Yoshima, Iwaki	Oct-22	Cs137	— Bq/kg dry	± — Bq/kg dry	Under Minimum Limit of Detection	Cs137	1.0 Bq/kg dry
			Cs134	— Bq/kg dry	± — Bq/kg dry		Cs134	1.0 Bq/kg dry
Soil(in the park) under the rest area	Kamiyoshima Park Yoshima, Iwaki	Oct-22	Cs137	— Bq/kg dry	± — Bq/kg dry	Under Minimum Limit of Detection	Cs137	1.3 Bq/kg dry
			Cs134	— Bq/kg dry	± — Bq/kg dry		Cs134	1.2 Bq/kg dry
Moss	Izumigaoka, Iwaki	Nov-22	Cs137	385.3 Bq/kg raw	± 36.4 Bq/kg raw	395.0	Cs137	7.7 Bq/kg raw
			Cs134	9.7 Bq/kg raw	± 5.3 Bq/kg raw		Cs134	7.2 Bq/kg raw

※"_" used in Measurement Result and Uncertainty shows that the value is below the detection limit.

But it does not necessary mean 0(zero)Bq/kg.



★Gamma-ray

Measuring instrument		Feature		Guide to lower limit※	
Germanium Semiconductor detector					
ORTEC GEM30-70	CANBERRA GC4020	・ Radioactivity measurement series. Quantitative analysis based on "Gamma-ray spectrometry with germanium semiconductor detector." ・ ORTEC GEM30-70 Relative efficiency 35% ・ CANBERRA GC4020 Relative efficiency 43%		Food (Sample 2kg)	Lower limit 0.04Bq/Kg
				Soil (Sample 1kg)	Lower limit 0.06Bq/Kg
				Material (Sample 1kg)	Lower limit 0.06Bq/Kg
				Water (Sample 20L)	Lower limit 0.001Bq/L

※The lower limit varies depending on the sample weight and measurement time.

Measuring instrument: Germanium Semiconductor detector (Bq/kg raw: Weight of raw sample Bq/kg dry: Weight of dried sample)

Samples	Sampling Point	Sampling Month	Measuring instrument type	Measurement Result		Uncertainty		Total Amount of Cesium	Minimum Limit of Detection	
Rice (with chaff)	Okuma, Futaba, Fukushima	Oct-22	CA	Cs137	31.5 Bq/kg raw	± 0.4 Bq/kg raw	31.5	Cs137	0.6 Bq/kg raw	
				Cs134	— Bq/kg raw	± — Bq/kg raw			0.6 Bq/kg raw	
Rice (with chaff)	Fushiguro, Date, Fukushima	Nov-22	OR	Cs137	0.35 Bq/kg raw	± 0.03 Bq/kg raw	0.35	Cs137	0.06 Bq/kg raw	
				Cs134	— Bq/kg raw	± — Bq/kg raw			0.06 Bq/kg raw	
Black rice (with chaff)	Fushiguro, Date, Fukushima	Nov-22	CA	Cs137	0.58 Bq/kg raw	± 0.03 Bq/kg raw	0.58	Cs137	0.06 Bq/kg raw	
				Cs134	— Bq/kg raw	± — Bq/kg raw			0.05 Bq/kg raw	
Rice	Tenei, Iwase, Fukushima	Oct-22	OR	Cs137	0.1 Bq/kg raw	± 0.02 Bq/kg raw	0.1	Cs137	0.04 Bq/kg raw	
				Cs134	— Bq/kg raw	± — Bq/kg raw			0.04 Bq/kg raw	
Rice	Joban, Iwaki	Oct-22	CA	Cs137	0.26 Bq/kg raw	± 0.01 Bq/kg raw	0.26	Cs137	0.04 Bq/kg raw	
				Cs134	— Bq/kg raw	± — Bq/kg raw			0.03 Bq/kg raw	
Rice	Watanabe, Iwaki	Oct-22	OR	Cs137	0.09 Bq/kg raw	± 0.03 Bq/kg raw	0.09	Cs137	0.05 Bq/kg raw	
				Cs134	— Bq/kg raw	± — Bq/kg raw			0.06 Bq/kg raw	
Taro	Onahamasumiyoshi, Iwaki	Oct-22	OR	Cs137	— Bq/kg raw	± — Bq/kg raw	Under Minimum Limit of Detection	Cs137	0.1 Bq/kg raw	
				Cs134	— Bq/kg raw	± — Bq/kg raw			0.1 Bq/kg raw	
Sweet potato	Sakaihara, Nakoso, Iwaki	Oct-22	OR	Cs137	1.7 Bq/kg raw	± 0.1 Bq/kg raw	1.7	Cs137	0.1 Bq/kg raw	
				Cs134	— Bq/kg raw	± — Bq/kg raw			0.1 Bq/kg raw	
Sweet potato	Onahamasumiyoshi, Iwaki	Oct-22	CA	Cs137	— Bq/kg raw	± — Bq/kg raw	Under Minimum Limit of Detection	Cs137	0.2 Bq/kg raw	
				Cs134	— Bq/kg raw	± — Bq/kg raw			0.2 Bq/kg raw	
Ginkgo	Namie, Futaba, Fukushima	Nov-22	OR	Cs137	110.8 Bq/kg raw	± 8.3 Bq/kg raw	110.8	Cs137	5.9 Bq/kg raw	
				Cs134	— Bq/kg raw	± — Bq/kg raw			4.9 Bq/kg raw	
Matsutake mushroom (Tricholoma matsutake)	Nakajima, Yotsukura, Iwaki	Oct-22	OR	Cs137	175.0 Bq/kg raw	± 0.8 Bq/kg raw	179.7	Cs137	0.3 Bq/kg raw	
				Cs134	4.7 Bq/kg raw	± 0.2 Bq/kg raw			0.3 Bq/kg raw	
Matsutake rice	Kamogawa, Ogawa Iwaki	Oct-22	OR	Cs137	16.0 Bq/kg raw	± 0.2 Bq/kg raw	16.3	Cs137	0.2 Bq/kg raw	
				Cs134	0.3 Bq/kg raw	± 0.1 Bq/kg raw			0.2 Bq/kg raw	
Lake water (surface)	Lake Hibarako/ Fukushima Pref.	Oct-22	OR	Cs137	0.004 Bq/L	± 0.0005 Bq/L	0.004	Cs137	0.001 Bq/L	
				Cs134	— Bq/L	± — Bq/L			0.001 Bq/L	
Lake water (lower)	Lake Hibarako/ Fukushima Pref.	Oct-22	CA	Cs137	0.016 Bq/L	± 0.001 Bq/L	0.016	Cs137	0.001 Bq/L	
				Cs134	— Bq/L	± — Bq/L			0.001 Bq/L	
Lake water lake center (surface)	Lake Kasumigaura/ Ibaraki Pref.	Oct-22	OR	Cs137	0.007 Bq/L	± 0.0006 Bq/L	0.007	Cs137	0.001 Bq/L	
				Cs134	— Bq/L	± — Bq/L			0.001 Bq/L	
Lake water lake center (lower)	Lake Kasumigaura/ Ibaraki Pref.	Oct-22	CA	Cs137	0.007 Bq/L	± 0.0004 Bq/L	0.007	Cs137	0.0009 Bq/L	
				Cs134	— Bq/L	± — Bq/L			0.001 Bq/L	
Lake water (surface)	Lake Kasumigaura/ Ibaraki Pref.	Oct-22	OR	Cs137	0.006 Bq/L	± 0.0006 Bq/L	0.006	Cs137	0.001 Bq/L	
				Cs134	— Bq/L	± — Bq/L			0.001 Bq/L	
Suspended solid in lake water (surface)	Lake Hibarako/ Fukushima Pref.	Oct-22	OR	Cs137	— Bq/L	± — Bq/L	Under Minimum Limit of Detection	Cs137	0.001 Bq/L	
				Cs134	— Bq/L	± — Bq/L			0.002 Bq/L	
Suspended solid in lake water (lower)	Lake Hibarako/ Fukushima Pref.	Oct-22	CA	Cs137	0.054 Bq/L	± 0.001 Bq/L	0.054	Cs137	0.001 Bq/L	
				Cs134	— Bq/L	± — Bq/L			0.001 Bq/L	
Soil	Okuma, Futaba, Fukushima	Nov-22	CA	Cs137	15030.0 Bq/kg dry	± 193.8 Bq/kg dry	15455.3	Cs137	44.0 Bq/kg dry	
				Cs134	425.3 Bq/kg dry	± 37.5 Bq/kg dry			46.9 Bq/kg dry	

※"—"used in Measurement Result and Uncertainty shows that the value is below the detection limit.

But it does not necessary mean 0(zero)Bq/kg.

★Gamma-ray

(Bq/kg raw:Weight of raw sample Bq/kg dry:Weight of dried sample)

Samples	Sampling Point	Sampling Month	Measuring instrument type	Measurement Result		Uncertainty	Total Amount of Cesium	Minimum Limit of Detection	
Soil	Okuma, Futaba, Fukushima	Nov-22	CA	Cs137	19142.0 Bq/kg dry	± 235.4 Bq/kg dry	19643.7	Cs137	48.5 Bq/kg dry
				Cs134	501.7 Bq/kg dry	± 43.4 Bq/kg dry		Cs134	51.4 Bq/kg dry
Soil	Okuma, Futaba, Fukushima	Nov-22	CA	Cs137	31581.0 Bq/kg dry	± 329.1 Bq/kg dry	32414.8	Cs137	70.2 Bq/kg dry
				Cs134	833.8 Bq/kg dry	± 61.7 Bq/kg dry		Cs134	71.5 Bq/kg dry
Soil	Okuma, Futaba, Fukushima	Nov-22	CA	Cs137	61943.0 Bq/kg dry	± 193.8 Bq/kg dry	63727.8	Cs137	66.7 Bq/kg dry
				Cs134	1784.8 Bq/kg dry	± 67.7 Bq/kg dry		Cs134	76.7 Bq/kg dry
Soil	Sakaihara, Nakoso, Iwaki	Oct-22	OR	Cs137	134.5 Bq/kg dry	± 3.1 Bq/kg dry	137.7	Cs137	1.4 Bq/kg dry
				Cs134	3.2 Bq/kg dry	± 0.7 Bq/kg dry		Cs134	1.3 Bq/kg dry
Compost Soil	Nakajima, Yotsukura, Iwaki	Nov-22	OR	Cs137	16.0 Bq/kg dry	± 1.8 Bq/kg dry	16.0	Cs137	1.7 Bq/kg dry
				Cs134	— Bq/kg dry	± — Bq/kg dry		Cs134	1.6 Bq/kg dry
Lake bottom soil 0-5cm	Lake Hibarako/ Fukushima Pref.	Oct-22	CA	Cs137	878.6 Bq/kg dry	± 3.2 Bq/kg dry	903.4	Cs137	1.0 Bq/kg dry
				Cs134	24.8 Bq/kg dry	± 0.7 Bq/kg dry		Cs134	1.0 Bq/kg dry
Lake bottom soil 5-10cm	Lake Hibarako/ Fukushima Pref.	Oct-22	CA	Cs137	1486.4 Bq/kg dry	± 4.1 Bq/kg dry	1526.3	Cs137	1.0 Bq/kg dry
				Cs134	39.9 Bq/kg dry	± 0.8 Bq/kg dry		Cs134	1.0 Bq/kg dry
Lake bottom soil 10-15cm	Lake Hibarako/ Fukushima Pref.	Oct-22	CA	Cs137	957.1 Bq/kg dry	± 3.1 Bq/kg dry	983.4	Cs137	0.9 Bq/kg dry
				Cs134	26.3 Bq/kg dry	± 0.4 Bq/kg dry		Cs134	0.9 Bq/kg dry
Lake bottom soil 15-20cm	Lake Hibarako/ Fukushima Pref.	Oct-22	CA	Cs137	119.5 Bq/kg dry	± 1.2 Bq/kg dry	121.6	Cs137	0.8 Bq/kg dry
				Cs134	2.1 Bq/kg dry	± 0.4 Bq/kg dry		Cs134	0.7 Bq/kg dry
Lake bottom soil 20-25cm	Lake Hibarako/ Fukushima Pref.	Oct-22	CA	Cs137	73.6 Bq/kg dry	± 1.0 Bq/kg dry	73.6	Cs137	0.9 Bq/kg dry
				Cs134	— Bq/kg dry	± — Bq/kg dry		Cs134	0.7 Bq/kg dry
Lake bottom soil 25-30cm	Lake Hibarako/ Fukushima Pref.	Oct-22	CA	Cs137	35.1 Bq/kg dry	± 0.8 Bq/kg dry	35.1	Cs137	0.9 Bq/kg dry
				Cs134	— Bq/kg dry	± — Bq/kg dry		Cs134	0.9 Bq/kg dry
Lake bottom soil lake center 0-5cm	Lake Kasumigaura/ Ibaraki Pref.	Oct-22	CA	Cs137	263.9 Bq/kg dry	± 3.4 Bq/kg dry	270.8	Cs137	1.7 Bq/kg dry
				Cs134	6.9 Bq/kg dry	± 0.7 Bq/kg dry		Cs134	1.8 Bq/kg dry
Lake bottom soil lake center 5-10cm	Lake Kasumigaura/ Ibaraki Pref.	Oct-22	CA	Cs137	288.3 Bq/kg dry	± 1.9 Bq/kg dry	296.6	Cs137	0.8 Bq/kg dry
				Cs134	8.3 Bq/kg dry	± 0.3 Bq/kg dry		Cs134	0.9 Bq/kg dry
Lake bottom soil lake center 10-15cm	Lake Kasumigaura/ Ibaraki Pref.	Oct-22	OR	Cs137	321.7 Bq/kg dry	± 3.8 Bq/kg dry	330.0	Cs137	1.6 Bq/kg dry
				Cs134	8.3 Bq/kg dry	± 0.9 Bq/kg dry		Cs134	1.6 Bq/kg dry
Lake bottom soil lake center 15-20cm	Lake Kasumigaura/ Ibaraki Pref.	Oct-22	OR	Cs137	179.8 Bq/kg dry	± 1.6 Bq/kg dry	184.6	Cs137	0.8 Bq/kg dry
				Cs134	4.8 Bq/kg dry	± 0.5 Bq/kg dry		Cs134	0.8 Bq/kg dry
Lake bottom soil lake center 20-25cm	Lake Kasumigaura/ Ibaraki Pref.	Oct-22	OR	Cs137	59.4 Bq/kg dry	± 0.4 Bq/kg dry	60.6	Cs137	0.3 Bq/kg dry
				Cs134	1.2 Bq/kg dry	± 0.1 Bq/kg dry		Cs134	0.3 Bq/kg dry
Lake bottom soil lake center 25-30cm	Lake Kasumigaura/ Ibaraki Pref.	Oct-22	CA	Cs137	28.3 Bq/kg dry	± 0.7 Bq/kg dry	28.3	Cs137	0.8 Bq/kg dry
				Cs134	— Bq/kg dry	± — Bq/kg dry		Cs134	0.7 Bq/kg dry
Lake bottom soil lake center 30cm~	Lake Kasumigaura/ Ibaraki Pref.	Oct-22	CA	Cs137	17.2 Bq/kg dry	± 0.7 Bq/kg dry	17.2	Cs137	1.1 Bq/kg dry
				Cs134	— Bq/kg dry	± — Bq/kg dry		Cs134	1.1 Bq/kg dry
Lake bottom soil 0-5cm	Lake Kasumigaura/ Ibaraki Pref.	Oct-22	OR	Cs137	143.1 Bq/kg dry	± 2.7 Bq/kg dry	147.9	Cs137	1.6 Bq/kg dry
				Cs134	4.8 Bq/kg dry	± 0.8 Bq/kg dry		Cs134	1.5 Bq/kg dry
Lake bottom soil 5-10cm	Lake Kasumigaura/ Ibaraki Pref.	Oct-22	OR	Cs137	115.7 Bq/kg dry	± 2.4 Bq/kg dry	119.6	Cs137	1.6 Bq/kg dry
				Cs134	3.9 Bq/kg dry	± 0.8 Bq/kg dry		Cs134	1.5 Bq/kg dry
Lake bottom soil 10-15cm	Lake Kasumigaura/ Ibaraki Pref.	Oct-22	CA	Cs137	32.3 Bq/kg dry	± 0.3 Bq/kg dry	32.8	Cs137	0.4 Bq/kg dry
				Cs134	0.5 Bq/kg dry	± 0.2 Bq/kg dry		Cs134	0.4 Bq/kg dry
Lake bottom soil 15-20cm	Lake Kasumigaura/ Ibaraki Pref.	Oct-22	CA	Cs137	10.5 Bq/kg dry	± 0.4 Bq/kg dry	10.5	Cs137	0.8 Bq/kg dry
				Cs134	— Bq/kg dry	± — Bq/kg dry		Cs134	0.7 Bq/kg dry
Lake bottom soil 20-25cm	Lake Kasumigaura/ Ibaraki Pref.	Oct-22	OR	Cs137	4.0 Bq/kg dry	± 0.4 Bq/kg dry	4.0	Cs137	0.8 Bq/kg dry
				Cs134	— Bq/kg dry	± — Bq/kg dry		Cs134	0.8 Bq/kg dry
Lake bottom soil 25-30cm	Lake Kasumigaura/ Ibaraki Pref.	Oct-22	OR	Cs137	— Bq/kg dry	± — Bq/kg dry	Under Minimum Limit of Detection	Cs137	0.9 Bq/kg dry
				Cs134	— Bq/kg dry	± — Bq/kg dry		Cs134	0.9 Bq/kg dry

※"_"used in Measurement Result and Uncertainty shows that the value is below the detection limit.

But it does not necessary mean 0(zero)Bq/kg.

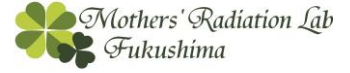
★Gamma-ray

(Bq/kg raw:Weight of raw sample Bq/kg dry:Weight of dried sample)



Samples	Sampling Point	Sampling Month	Measuring instrument type	Measurement Result		Uncertainty		Total Amount of Cesium	Minimum Limit of Detection	
Japanese paper	Setagaya, Tokyo	Nov-22	OR	Cs137	— Bq/kg raw	±	— Bq/kg raw	Under Minimum Limit of Detection	Cs137	6.2 Bq/kg raw
				Cs134	— Bq/kg raw	±	— Bq/kg raw		Cs134	10.4 Bq/kg raw
Cicada's shell	Katsushika/Chiyoda, Tokyo	Aug-89	OR	Cs137	— Bq/kg raw	±	— Bq/kg raw	Under Minimum Limit of Detection	Cs137	6.7 Bq/kg raw
				Cs134	— Bq/kg raw	±	— Bq/kg raw		Cs134	231341 Bq/kg raw
Cicada's shell	Setagaya, Tokyo	Aug-20	OR	Cs137	4.4 Bq/kg raw	±	1.3 Bq/kg raw	4.4	Cs137	2.6 Bq/kg raw
				Cs134	— Bq/kg raw	±	— Bq/kg raw		Cs134	5.6 Bq/kg raw
Cicada's shell	Katsushika, Tokyo	Nov-22	CA	Cs137	36.5 Bq/kg raw	±	1.6 Bq/kg raw	36.5	Cs137	2.5 Bq/kg raw
				Cs134	— Bq/kg raw	±	— Bq/kg raw		Cs134	3.6 Bq/kg raw

※"_"used in Measurement Result and Uncertainty shows that the value is below the detection limit.

But it does not necessary mean 0(zero)Bq/kg.



★Beta-ray

Measuring instrument		Feature
Liquid Scintillation Counter		
Product of Hidex HIDEX 300SLL	Product of PerkinElmer Japan Quantulus GCT 622	Equipment for measuring low-energy beta-ray emission nuclides
		Measuring nuclide Strontium90 Half-life 30 years Organically bound 3H Half-life 12.3 years Free-water 3H Half-life 12.3 years
All samples are measured in liquid condition after several days of pretreatment.		

(Bq/Kg raw:Weight of raw sample Bq/Kg dry:Weight of dried sample)

Samples	Sampling Point	Sampling Month	Measurement Result		Uncertainty		Minimum Limit of Detection	
Vapor (in the air)	Rokkasho, Kamikita Aomori	May-22	T (free)	0.84 Bq/L	± 0.14	Bq/L	0.12	Bq/L
Sea water (surface)	Obuchinuma/ Kamikita, Aomori	May-22	T (free)	0.40 Bq/L	± 0.13	Bq/L	0.12	Bq/L
Sea water (surface)	Tomari Port/ Kamikita, Aomori	May-22	T (free)	Under Minimum Limit of Detection Bq/L	± —	Bq/L	0.12	Bq/L
Sea water (surface)	Off the coast of Fukushima Nuclear Power Plant1 Point A	May-22	T (free)	Under Minimum Limit of Detection Bq/L	± —	Bq/L	0.11	Bq/L
Sea water (lower)	Off the coast of Fukushima Nuclear Power Plant1 Point A	May-22	T (free)	Under Minimum Limit of Detection Bq/L	± —	Bq/L	0.11	Bq/L
Sea water (surface)	Off the coast of Fukushima Nuclear Power Plant1 Point B	May-22	T (free)	Under Minimum Limit of Detection Bq/L	± —	Bq/L	0.11	Bq/kg dry
Sea water (lower)	Off the coast of Fukushima Nuclear Power Plant1 Point B	May-22	T (free)	Under Minimum Limit of Detection Bq/L	± —	Bq/L	0.12	Bq/kg dry
Sea water (surface)	Off the coast of Fukushima Nuclear Power Plant1 Point C	May-22	T (free)	Under Minimum Limit of Detection Bq/L	± —	Bq/L	0.11	Bq/L
Sea water (lower)	Off the coast of Fukushima Nuclear Power Plant1 Point C	May-22	T (free)	Under Minimum Limit of Detection Bq/L	± —	Bq/L	0.11	Bq/L
Sea water (surface)	Off the coast of Fukushima Nuclear Power Plant1 Point D	May-22	T (free)	Under Minimum Limit of Detection Bq/L	± —	Bq/L	0.11	Bq/L
Sea water (lower)	Off the coast of Fukushima Nuclear Power Plant1 Point D	May-22	T (free)	Under Minimum Limit of Detection Bq/L	± —	Bq/L	0.12	Bq/L
Sea water (surface)	Tomioka Port/ Fukushima Pref.	May-22	T (free)	Under Minimum Limit of Detection Bq/L	± —	Bq/L	0.11	Bq/L
Matsutake mushroom rice	Kamiogawa, Ogawa, Iwaki	Oct-22	Sr90	Under Minimum Limit of Detection Bq/kg dry	± —	Bq/kg dry	0.14	Bq/kg dry
Green tea	Japan (production)	Feb-22	Sr90	Under Minimum Limit of Detection Bq/kg dry	± —	Bq/kg dry	0.13	Bq/kg dry
White rockfish (head/bone)	Off the coast of Fukushima Nuclear Power Plant 1	Aug-22	Sr90	Under Minimum Limit of Detection Bq/kg dry	± —	Bq/kg dry	0.18	Bq/kg dry
Flounder (head/bone)	Off the coast of Fukushima Nuclear Power Plant 1	Aug-22	Sr90	Under Minimum Limit of Detection Bq/kg dry	± —	Bq/kg dry	0.12	Bq/kg dry
Red seabream (head/bone)	Off the coast of Fukushima Nuclear Power Plant 1	Aug-22	Sr90	Under Minimum Limit of Detection Bq/kg dry	± —	Bq/kg dry	0.12	Bq/kg dry
Tap water	Hitachiota, Ibaraki	Jul-22	Sr90	Under Minimum Limit of Detection Bq/L	± —	Bq/L	0.0006	Bq/L
Lake water (surface)	Lake Hibarako/ Fukushima Pref.	Oct-22	Sr90	0.0009 Bq/L	± 0.0005	Bq/L	0.0008	Bq/L

※"_" used in Measurement Result and Uncertainty shows that the value is below the detection limit.

But it does not necessary mean 0(zero)Bq/kg.

(Bq/Kg raw:Weight of raw sample Bq/Kg dry:Weight of dried sample)

Samples	Sampling Point	Sampling Month	Measurement Result		Uncertainty		Minimum Limit of Detection	
Lake water (lower)	Lake Hibarako/ Fukushima Pref.	Oct-22	Sr90	0.0007 Bq/L	± 0.0003 Bq/L	0.0005 Bq/L		
Lake water (surface)	Lake Kasumigaura/ Ibaraki Pref.	Oct-22	Sr90	0.0014 Bq/L	± 0.0003 Bq/L	0.0005 Bq/L		
Sea water (surface)	Off the coast of Fukushima Nuclear Power Plant1 Point D	Aug-22	Sr90	0.0007 Bq/L	± 0.0003 Bq/L	0.0004 Bq/L		
Sea water (lower)	Off the coast of Fukushima Nuclear Power Plant1 Point D	Aug-22	Sr90	0.0009 Bq/L	± 0.0002 Bq/L	0.0004 Bq/L		
Sea water (surface)	Tomioka Port/ Fukushima Pref.	Aug-22	Sr90	0.001 Bq/L	± 0.0003 Bq/L	0.0004 Bq/L		
Sea water (surface)	Kujigawa Estuary/ Ibaraki Pref.	Jul-22	Sr90	0.0012 Bq/L	± 0.0003 Bq/L	0.0005 Bq/L		
Soil	Onahama-tamagawa, Iwaki	May-21	Sr90	Under Minimum Limit of Detection Bq/kg dry	± — Bq/kg dry	0.81 Bq/kg dry		
Soil	Chayanuma Park Watari, Fukushima, Fukushima Pref.	Apr-21	Sr90	4.00 Bq/kg dry	± 0.58 Bq/kg dry	0.84 Bq/kg dry		
Soil	Tamatsuyuchuo Park Izumitamatsuyu, Iwaki	Sep-21	Sr90	Under Minimum Limit of Detection Bq/kg dry	± — Bq/kg dry	0.79 Bq/kg dry		
Soil	Nishinosato Park Jobannishigou, Iwaki	Sep-21	Sr90	Under Minimum Limit of Detection Bq/kg dry	± — Bq/kg dry	1.71 Bq/kg dry		

※"_" used in Measurement Result and Uncertainty shows that the value is below the detection limit.

But it does not necessary mean 0(zero)Bq/kg.



Measurement results of 16 items by germanium semiconductor detector

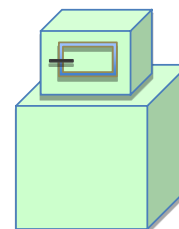
Dr.Tetsuji Imanaka, Institute of Multiple Nuclear Science, Kyoto University

In order to convey more measurement results to everyone, we have asked Dr. Tetsuji Imanaka of the Institute of Advanced Nuclear Science, Kyoto University, to measure low-dose samples using germanium semiconductor detectors. Measurement samples are not only from Fukushima Prefecture but also come from other prefectures. Please compare data based on measurements from various regions and use them to protect your children from radiation exposure.

★Gamma-ray

Measuring instrument : Germanium Semiconductor detector




- Product of CANBERRA(CA),USA GX3018 Relative efficiency 30% or more
- Product of ORTEC(OR),USA GMX25-70 Relative efficiency 35%

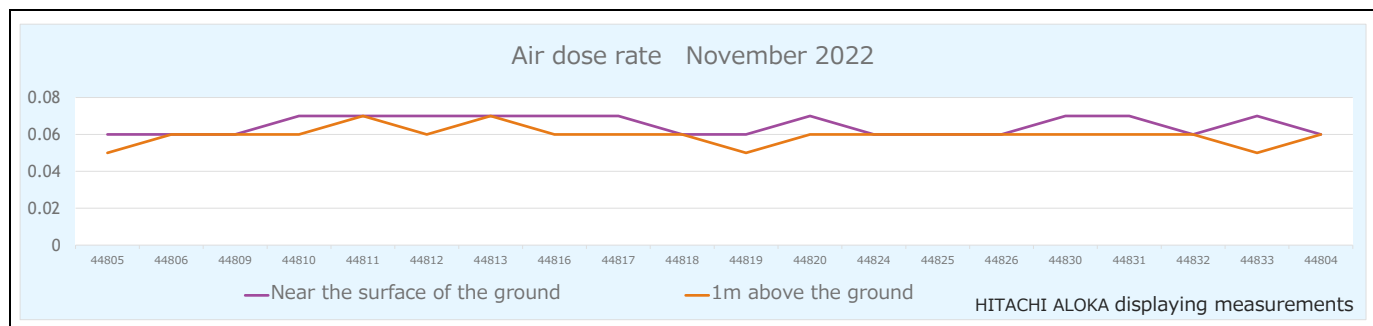






















(Bq/kg raw:Weight of raw sample Bq/kg dry:Weight of dried sample)

Samples	Sampling Point	Sampling Month	Measuring instrument type	Measurement Result		Uncertainty		Total Amount of Cesium	Minimum Limit of Detection	
Potato	Iitate, Soma, Fukushima	Sep-22	OR	Cs137	0.43 Bq/kg raw	± 0.04 Bq/kg raw	0.43	Cs137	Bq/kg raw	
				Cs134	— Bq/kg raw	± — Bq/kg raw		Cs134	Bq/kg raw	
Asparagus	Tamura, Koriyama, Fukushima	Aug-22	CA	Cs137	0.04 Bq/kg raw	± 0.01 Bq/kg raw	0.04	Cs137	Bq/kg raw	
				Cs134	— Bq/kg raw	± — Bq/kg raw		Cs134	Bq/kg raw	
Green soybeans	Koriyama, Fukushima	Sep-22	OR	Cs137	0.15 Bq/kg raw	± 0.08 Bq/kg raw	0.15	Cs137	Bq/kg raw	
				Cs134	— Bq/kg raw	± — Bq/kg raw		Cs134	Bq/kg raw	
common bean	Funehiki, Tamura, Fukushima	Sep-22	CA	Cs137	0.09 Bq/kg raw	± 0.04 Bq/kg raw	0.09	Cs137	Bq/kg raw	
				Cs134	— Bq/kg raw	± — Bq/kg raw		Cs134	Bq/kg raw	
Malabar spinach	Iitate, Soma, Fukushima	Sep-22	OR	Cs137	0.24 Bq/kg raw	± 0.03 Bq/kg raw	0.24	Cs137	Bq/kg raw	
				Cs134	— Bq/kg raw	± — Bq/kg raw		Cs134	Bq/kg raw	
Basil	Tamura, Fukushima	Aug-22	OR	Cs137	— Bq/kg raw	± — Bq/kg raw	Under Minimum Limit of Detection	Cs137	0.3 Bq/kg raw	
				Cs134	— Bq/kg raw	± — Bq/kg raw		Cs134	Bq/kg raw	
Japanese ginger	Nishida, Koriyama, Fukushima	Jul-22	CA	Cs137	0.16 Bq/kg raw	± 0.03 Bq/kg raw	0.16	Cs137	Bq/kg raw	
				Cs134	— Bq/kg raw	± — Bq/kg raw		Cs134	Bq/kg raw	
Japanese ginger	Koriyama, Fukushima	Aug-22	CA	Cs137	1.9 Bq/kg raw	± 0.1 Bq/kg raw	1.9	Cs137	Bq/kg raw	
				Cs134	— Bq/kg raw	± — Bq/kg raw		Cs134	Bq/kg raw	
Corn	Konan, Koriyama, Fukushima	Aug-22	CA	Cs137	— Bq/kg raw	± — Bq/kg raw	Under Minimum Limit of Detection	Cs137	0.1 Bq/kg raw	
				Cs134	— Bq/kg raw	± — Bq/kg raw		Cs134	Bq/kg raw	
Tomato	Funehiki, Tamura, Fukushima	Aug-22	OR	Cs137	0.03 Bq/kg raw	± 0.01 Bq/kg raw	0.03	Cs137	Bq/kg raw	
				Cs134	— Bq/kg raw	± — Bq/kg raw		Cs134	Bq/kg raw	
Shitake mushroom log grown (Lentinula edodes)	Fukushima Pref.	Sep-22	CA	Cs137	20.0 Bq/kg raw	± 0.2 Bq/kg raw	20.4	Cs137	Bq/kg raw	
				Cs134	0.4 Bq/kg raw	± 0.03 Bq/kg raw		Cs134	Bq/kg raw	
Oldham blueberry	Otama, Adachi, Fukushima	Sep-22	CA	Cs137	0.46 Bq/kg raw	± 0.06 Bq/kg raw	0.46	Cs137	Bq/kg raw	
				Cs134	— Bq/kg raw	± — Bq/kg raw		Cs134	Bq/kg raw	
Japanese pear	Ose, Koriyama, Fukushima	Aug-22	OR	Cs137	0.04 Bq/kg raw	± 0.02 Bq/kg raw	0.04	Cs137	Bq/kg raw	
				Cs134	— Bq/kg raw	± — Bq/kg raw		Cs134	Bq/kg raw	
Japanese pear	Kagamiishi, Iwase, Fukushima	Sep-22	OR	Cs137	— Bq/kg raw	± — Bq/kg raw	Under Minimum Limit of Detection	Cs137	0.04 Bq/kg raw	
				Cs134	— Bq/kg raw	± — Bq/kg raw		Cs134	Bq/kg raw	
Peach	Ogoe, Tamura, Fukushima	Aug-22	OR	Cs137	— Bq/kg raw	± — Bq/kg raw	Under Minimum Limit of Detection	Cs137	0.05 Bq/kg raw	
				Cs134	— Bq/kg raw	± — Bq/kg raw		Cs134	Bq/kg raw	
Fig	Nishida, Koriyama, Fukushima	Aug-22	CA	Cs137	0.2 Bq/kg raw	± 0.04 Bq/kg raw	0.2	Cs137	Bq/kg raw	
				Cs134	— Bq/kg raw	± — Bq/kg raw		Cs134	Bq/kg raw	

Air dose rate November 2022

Measuring Instrument		Measuring Place
CsI Scintillation survey meter	NaI Scintillation survey meter	Yokocho Park, Onahama, Iwaki, Fukushima
ⓂHITACHI ALOKA TCS-1172	ⓂHORIBA Radi PA-1100	
		
Feature: Measuring air (space) radiation dose and radioactive surface contamination of human body and other things.		



Measuring Date	Weather	HITACHI ALOKA Near the surface of the ground(μSv/h)	HORIBA Radi Near the surface of the ground(μSv/h)	HITACHI ALOKA 1m above the ground(μSv/h)	HORIBA Radi 1m above the ground(μSv/h)
2022/11/1		0.06	0.064	0.06	0.06
2022/11/2		0.06	0.075	0.07	0.067
2022/11/4		0.06	0.064	0.07	0.066
2022/11/7		0.07	0.056	0.07	0.057
2022/11/8		0.05	0.067	0.06	0.072
2022/11/9		0.07	0.075	0.07	0.07
2022/11/10		0.07	0.074	0.07	0.071
2022/11/11		0.06	0.074	0.05	0.052
2022/11/14		0.06	0.058	0.06	0.06
2022/11/15		0.08	0.081	0.08	0.082
2022/11/16		0.07	0.073	0.06	0.069
2022/11/17		0.07	0.07	0.05	0.06
2022/11/18		0.07	0.079	0.06	0.062
2022/11/21		0.07	0.071	0.05	0.057
2022/11/22		0.07	0.072	0.06	0.061
2022/11/24		0.07	0.07	0.05	0.057
2022/11/25		0.07	0.07	0.06	0.062
2022/11/28		0.07	0.07	0.06	0.062
2022/11/29		0.07	0.06	0.06	0.061
2022/11/30		0.07	0.07	0.06	0.066

※On 11/11 exclusively, HITACHI ALOKA PDR-111 was used instead of HORIBA Radi PA-1100