



# Radiation Measurement Results of 182 Items in August





When samples include natural radionuclides we can't deny the possibility of their radiation value counted together in our results.

The list below only shows the measurement results of the samples brought in.

Radioactive contamination level may differ according to sampling points even within the same address.

## ★Gamma-ray

Measuring instrument		Feature	Guide to lower limit※
Na I Scintillation Spectrometer			
Product of ATOMTEX AT1320A	Product of BERTHOLD LB2045	· Gamma-ray spectrometer with Na I scintillation detector.	Food (Sample 1kg) Lower limit 1.0Bq/Kg
			Soil (Sample 1kg) Lower limit 2.5Bq/Kg
			Material (Sample 1kg) Lower limit 1.0Bq/Kg
			Water (Sample 20L) Lower limit 0.02Bq/L

※The lower limit varies depending on the sample weight and measurement time.

Measuring instrument: Na I Scintillation Spectrometer (Bq/kg raw: Weight of raw sample Bq/kg dry: Weight of dried sample)

Samples	Sampling Point	Sampling Month	Measurement Result	Uncertainty	Total Amount of Cesium	Minimum Limit of Detection
Potato	Kasama, Ibaraki	Aug-22	Cs137	— Bq/kg raw ± — Bq/kg raw	Under Minimum Limit of Detection	Cs137 1.9 Bq/kg raw
			Cs134	— Bq/kg raw ± — Bq/kg raw		Cs134 1.7 Bq/kg raw
Potato	Hatoyama, Hiki, Saitama	Aug-22	Cs137	— Bq/kg raw ± — Bq/kg raw	Under Minimum Limit of Detection	Cs137 2.6 Bq/kg raw
			Cs134	— Bq/kg raw ± — Bq/kg raw		Cs134 2.5 Bq/kg raw
Carrot	Tamura, Koriyama, Fukushima	Jul-22	Cs137	— Bq/kg raw ± — Bq/kg raw	Under Minimum Limit of Detection	Cs137 1.6 Bq/kg raw
			Cs134	— Bq/kg raw ± — Bq/kg raw		Cs134 1.3 Bq/kg raw
Onion	Aizuwakamatsu, Fukushima	Jul-22	Cs137	— Bq/kg raw ± — Bq/kg raw	Under Minimum Limit of Detection	Cs137 2.6 Bq/kg raw
			Cs134	— Bq/kg raw ± — Bq/kg raw		Cs134 2.4 Bq/kg raw
Pumpkin (pulp)	Kakuda, Miyagi	Jul-22	Cs137	— Bq/kg raw ± — Bq/kg raw	Under Minimum Limit of Detection	Cs137 2.2 Bq/kg raw
			Cs134	— Bq/kg raw ± — Bq/kg raw		Cs134 2.0 Bq/kg raw
Pumpkin (seed, cotton)	Kakuda, Miyagi	Jul-22	Cs137	— Bq/kg raw ± — Bq/kg raw	Under Minimum Limit of Detection	Cs137 2.7 Bq/kg raw
			Cs134	— Bq/kg raw ± — Bq/kg raw		Cs134 2.2 Bq/kg raw
Pumpkin (pulp)	Hatoyama, Hiki, Saitama	Aug-22	Cs137	— Bq/kg raw ± — Bq/kg raw	Under Minimum Limit of Detection	Cs137 2.1 Bq/kg raw
			Cs134	— Bq/kg raw ± — Bq/kg raw		Cs134 2.0 Bq/kg raw
Pumpkin (seed, cotton)	Hatoyama, Hiki, Saitama	Aug-22	Cs137	— Bq/kg raw ± — Bq/kg raw	Under Minimum Limit of Detection	Cs137 2.3 Bq/kg raw
			Cs134	— Bq/kg raw ± — Bq/kg raw		Cs134 1.8 Bq/kg raw
Spaghetti squash	Moroyama, Iruma, Saitama	Aug-22	Cs137	— Bq/kg raw ± — Bq/kg raw	Under Minimum Limit of Detection	Cs137 2.5 Bq/kg raw
			Cs134	— Bq/kg raw ± — Bq/kg raw		Cs134 2.3 Bq/kg raw
Japanese red radish	Konan, Koriyama, Fukushima	Jul-22	Cs137	— Bq/kg raw ± — Bq/kg raw	Under Minimum Limit of Detection	Cs137 1.9 Bq/kg raw
			Cs134	— Bq/kg raw ± — Bq/kg raw		Cs134 1.8 Bq/kg raw
Tomato	Nihonmatsu, Fukushima	Jul-22	Cs137	— Bq/kg raw ± — Bq/kg raw	Under Minimum Limit of Detection	Cs137 2.5 Bq/kg raw
			Cs134	— Bq/kg raw ± — Bq/kg raw		Cs134 2.3 Bq/kg raw
Tomato	Nakada, Tome, Miyagi	Jul-22	Cs137	— Bq/kg raw ± — Bq/kg raw	Under Minimum Limit of Detection	Cs137 2.1 Bq/kg raw
			Cs134	— Bq/kg raw ± — Bq/kg raw		Cs134 2.0 Bq/kg raw
Eggplant	Kori, Date, Fukushima.	Jul-22	Cs137	— Bq/kg raw ± — Bq/kg raw	Under Minimum Limit of Detection	Cs137 2.4 Bq/kg raw
			Cs134	— Bq/kg raw ± — Bq/kg raw		Cs134 2.2 Bq/kg raw
Eggplant	Aizuwakamatsu, Fukushima	Jul-22	Cs137	— Bq/kg raw ± — Bq/kg raw	Under Minimum Limit of Detection	Cs137 2.3 Bq/kg raw
			Cs134	— Bq/kg raw ± — Bq/kg raw		Cs134 2.0 Bq/kg raw
Eggplant	Yabuki, Nishishirakawa, Fukushima	Aug-22	Cs137	— Bq/kg raw ± — Bq/kg raw	Under Minimum Limit of Detection	Cs137 1.7 Bq/kg raw
			Cs134	— Bq/kg raw ± — Bq/kg raw		Cs134 1.4 Bq/kg raw
Eggplant	Ogose, Iruma, Saitama	Aug-22	Cs137	— Bq/kg raw ± — Bq/kg raw	Under Minimum Limit of Detection	Cs137 3.3 Bq/kg raw
			Cs134	— Bq/kg raw ± — Bq/kg raw		Cs134 3.0 Bq/kg raw
White eggplant	Tamura, Koriyama, Fukushima	Jul-22	Cs137	— Bq/kg raw ± — Bq/kg raw	Under Minimum Limit of Detection	Cs137 3.0 Bq/kg raw
			Cs134	— Bq/kg raw ± — Bq/kg raw		Cs134 2.8 Bq/kg raw

※"—" used in Measurement Result and Uncertainty shows that the value is below the detection limit.

But it does not necessary mean 0(zero)Bq/kg.

★Gamma-ray

(Bq/kg raw:Weight of raw sample Bq/kg dry:Weight of dried sample)

Samples	Sampling Point	Sampling Month	Measurement Result		Uncertainty		Total Amount of Cesium	Minimum Limit of Detection	
			Cs137	Cs134	±	—		Cs137	Cs134
Cucumber	Kikuta, Koriyama, Fukushima	Jul-22	Cs137	—	±	—	Under Minimum Limit of Detection	Cs137	1.5
			Cs134	—	±	—		Cs134	1.2
Cucumber	Nihonmatsu, Fukushima	Jul-22	Cs137	—	±	—	Under Minimum Limit of Detection	Cs137	2.1
			Cs134	—	±	—		Cs134	2.0
Cucumber	Nihonmatsu, Fukushima	Jul-22	Cs137	—	±	—	Under Minimum Limit of Detection	Cs137	2.2
			Cs134	—	±	—		Cs134	2.0
Cucumber	Nihonmatsu, Fukushima	Aug-22	Cs137	—	±	—	Under Minimum Limit of Detection	Cs137	2.0
			Cs134	—	±	—		Cs134	1.9
Cucumber	Yamamoto, Watari, Miyagi	Jul-22	Cs137	—	±	—	Under Minimum Limit of Detection	Cs137	2.0
			Cs134	—	±	—		Cs134	1.6
Green pepper	Miharu, Tamura, Fukushima	Jul-22	Cs137	—	±	—	Under Minimum Limit of Detection	Cs137	2.2
			Cs134	—	±	—		Cs134	1.7
Green pepper	Otama, Adachi, Fukushima	Jul-22	Cs137	—	±	—	Under Minimum Limit of Detection	Cs137	2.0
			Cs134	—	±	—		Cs134	1.6
Green chili	Tokiwa, Tamura, Fukushima	Aug-22	Cs137	—	±	—	Under Minimum Limit of Detection	Cs137	2.0
			Cs134	—	±	—		Cs134	1.9
Chili	Tamura, Koriyama, Fukushima	Jul-22	Cs137	—	±	—	Under Minimum Limit of Detection	Cs137	1.8
			Cs134	—	±	—		Cs134	1.6
Colinkey	Otama, Adachi, Fukushima	Jul-22	Cs137	—	±	—	Under Minimum Limit of Detection	Cs137	2.1
			Cs134	—	±	—		Cs134	2.0
Colinkey (pulp)	Kasama, Ibaraki	Aug-22	Cs137	—	±	—	Under Minimum Limit of Detection	Cs137	1.5
			Cs134	—	±	—		Cs134	1.2
Colinkey (cotton)	Kasama, Ibaraki	Aug-22	Cs137	—	±	—	Under Minimum Limit of Detection	Cs137	1.7
			Cs134	—	±	—		Cs134	1.3
Zucchini	Funehiki, Tamura, Fukushima	Jul-22	Cs137	—	±	—	Under Minimum Limit of Detection	Cs137	2.1
			Cs134	—	±	—		Cs134	1.9
Wax gourd	Nihonmatsu, Fukushima	Jul-22	Cs137	—	±	—	Under Minimum Limit of Detection	Cs137	2.2
			Cs134	—	±	—		Cs134	2.1
Wax gourd	Hatoyama, Hiki, Saitama	Aug-22	Cs137	—	±	—	Under Minimum Limit of Detection	Cs137	1.8
			Cs134	—	±	—		Cs134	1.4
Gourd	Aizuwakamatsu, Fukushima	Jul-22	Cs137	—	±	—	Under Minimum Limit of Detection	Cs137	2.2
			Cs134	—	±	—		Cs134	2.1
Common bean	Tokiwa, Tamura, Fukushima	Aug-22	Cs137	—	±	—	Under Minimum Limit of Detection	Cs137	1.8
			Cs134	—	±	—		Cs134	1.4
Common bean	Kikuta, Koriyama, Fukushima	Jul-22	Cs137	—	±	—	Under Minimum Limit of Detection	Cs137	2.4
			Cs134	—	±	—		Cs134	1.9
Okra	Tamura, Koriyama, Fukushima	Jul-22	Cs137	—	±	—	Under Minimum Limit of Detection	Cs137	1.9
			Cs134	—	±	—		Cs134	1.5
Okra	Nihonmatsu, Fukushima	Jul-22	Cs137	—	±	—	Under Minimum Limit of Detection	Cs137	1.8
			Cs134	—	±	—		Cs134	1.4
Bitter gourd	Koriyama, Fukushima	Jul-22	Cs137	—	±	—	Under Minimum Limit of Detection	Cs137	3.0
			Cs134	—	±	—		Cs134	2.8
Malabar spinach	Mihota, Koriyama, Fukushima	Jul-22	Cs137	—	±	—	Under Minimum Limit of Detection	Cs137	1.9
			Cs134	—	±	—		Cs134	1.5
Malabar spinach	Kori, Date, Fukushima.	Jul-22	Cs137	—	±	—	Under Minimum Limit of Detection	Cs137	1.6
			Cs134	—	±	—		Cs134	1.5
Burdock	Tamura, Koriyama, Fukushima	Jul-22	Cs137	—	±	—	Under Minimum Limit of Detection	Cs137	2.2
			Cs134	—	±	—		Cs134	1.8

※"—" used in Measurement Result and Uncertainty shows that the value is below the detection limit.

But it does not necessary mean 0(zero)Bq/kg.



★Gamma-ray

(Bq/kg raw:Weight of raw sample Bq/kg dry:Weight of dried sample)

Samples	Sampling Point	Sampling Month	Measurement Result		Uncertainty		Total Amount of Cesium	Minimum Limit of Detection				
Beats	Otama, Adachi, Fukushima	Jul-22	Cs137	—	Bq/kg raw	±	—	Bq/kg raw	Under Minimum Limit of Detection	Cs137	3.2	Bq/kg raw
			Cs134	—	Bq/kg raw	±	—	Bq/kg raw		Cs134	3.0	Bq/kg raw
Water spinach	Fukushima, Fukushima Pref.	Jul-22	Cs137	—	Bq/kg raw	±	—	Bq/kg raw	Under Minimum Limit of Detection	Cs137	5.1	Bq/kg raw
			Cs134	—	Bq/kg raw	±	—	Bq/kg raw		Cs134	4.8	Bq/kg raw
Perilla	Ouse, Koriyama, Fukushima	Jul-22	Cs137	—	Bq/kg raw	±	—	Bq/kg raw	Under Minimum Limit of Detection	Cs137	6.7	Bq/kg raw
			Cs134	—	Bq/kg raw	±	—	Bq/kg raw		Cs134	5.4	Bq/kg raw
Peach	Fukushima Pref.	Jul-22	Cs137	—	Bq/kg raw	±	—	Bq/kg raw	Under Minimum Limit of Detection	Cs137	1.5	Bq/kg raw
			Cs134	—	Bq/kg raw	±	—	Bq/kg raw		Cs134	1.2	Bq/kg raw
Peach	Otama, Adachi, Fukushima	Jul-22	Cs137	—	Bq/kg raw	±	—	Bq/kg raw	Under Minimum Limit of Detection	Cs137	2.7	Bq/kg raw
			Cs134	—	Bq/kg raw	±	—	Bq/kg raw		Cs134	2.5	Bq/kg raw
Japanese pear	Fujimi, Saitama	Aug-22	Cs137	—	Bq/kg raw	±	—	Bq/kg raw	Under Minimum Limit of Detection	Cs137	1.0	Bq/kg raw
			Cs134	—	Bq/kg raw	±	—	Bq/kg raw		Cs134	1.0	Bq/kg raw
Water melon	Kori, Date, Fukushima.	Jul-22	Cs137	—	Bq/kg raw	±	—	Bq/kg raw	Under Minimum Limit of Detection	Cs137	1.8	Bq/kg raw
			Cs134	—	Bq/kg raw	±	—	Bq/kg raw		Cs134	1.7	Bq/kg raw
Water melon	Kasama, Ibaraki	Aug-22	Cs137	—	Bq/kg raw	±	—	Bq/kg raw	Under Minimum Limit of Detection	Cs137	1.1	Bq/kg raw
			Cs134	—	Bq/kg raw	±	—	Bq/kg raw		Cs134	1.0	Bq/kg raw
Melon	Funehiki, Tamura, Fukushima	Aug-22	Cs137	—	Bq/kg raw	±	—	Bq/kg raw	Under Minimum Limit of Detection	Cs137	2.4	Bq/kg raw
			Cs134	—	Bq/kg raw	±	—	Bq/kg raw		Cs134	1.9	Bq/kg raw
Plum	Nihonmatsu, Fukushima	Jul-22	Cs137	—	Bq/kg raw	±	—	Bq/kg raw	Under Minimum Limit of Detection	Cs137	2.4	Bq/kg raw
			Cs134	—	Bq/kg raw	±	—	Bq/kg raw		Cs134	2.2	Bq/kg raw
Oyster mushroom	Iwaki City	Jul-22	Cs137	—	Bq/kg raw	±	—	Bq/kg raw	Under Minimum Limit of Detection	Cs137	1.5	Bq/kg raw
			Cs134	—	Bq/kg raw	±	—	Bq/kg raw		Cs134	1.1	Bq/kg raw
Wood ear mushroom	Soma, Fukushima	Jul-22	Cs137	—	Bq/kg raw	±	—	Bq/kg raw	Under Minimum Limit of Detection	Cs137	1.8	Bq/kg raw
			Cs134	—	Bq/kg raw	±	—	Bq/kg raw		Cs134	1.5	Bq/kg raw
Miso	Nakajima, Nishishirakawa, Fukushima	Jun-22	Cs137	—	Bq/kg raw	±	—	Bq/kg raw	Under Minimum Limit of Detection	Cs137	1.8	Bq/kg raw
			Cs134	—	Bq/kg raw	±	—	Bq/kg raw		Cs134	1.5	Bq/kg raw
Soil(in the park) flower bed	Yamaguchi Park Tairakamiyama, Iwaki	Jul-22	Cs137	1850.0	Bq/kg dry	±	191.0	Bq/kg dry	1900.3	Cs137	4.4	Bq/kg dry
			Cs134	50.3	Bq/kg dry	±	6.1	Bq/kg dry		Cs134	4.8	Bq/kg dry
Soil(in the park) under the tree	Yamaguchi Park Tairakamiyama, Iwaki	Jul-22	Cs137	1510.0	Bq/kg dry	±	152.0	Bq/kg dry	1547.9	Cs137	1.6	Bq/kg dry
			Cs134	37.9	Bq/kg dry	±	4.2	Bq/kg dry		Cs134	1.6	Bq/kg dry
Soil (in the park)	Yamaguchi Park Tairakamiyama, Iwaki	Jul-22	Cs137	1420.0	Bq/kg dry	±	147.0	Bq/kg dry	1464.3	Cs137	5.2	Bq/kg dry
			Cs134	44.3	Bq/kg dry	±	5.7	Bq/kg dry		Cs134	5.9	Bq/kg dry
Soil (in the park)	Yamaguchi Park Tairakamiyama, Iwaki	Jul-22	Cs137	661.0	Bq/kg dry	±	67.3	Bq/kg dry	679.8	Cs137	1.4	Bq/kg dry
			Cs134	18.8	Bq/kg dry	±	2.3	Bq/kg dry		Cs134	1.6	Bq/kg dry
Soil (in the park)	Yamaguchi Park Tairakamiyama, Iwaki	Jul-22	Cs137	524.0	Bq/kg dry	±	55.0	Bq/kg dry	540.4	Cs137	2.8	Bq/kg dry
			Cs134	16.4	Bq/kg dry	±	2.3	Bq/kg dry		Cs134	3.6	Bq/kg dry
Soil (in the park)	Yamaguchi Park Tairakamiyama, Iwaki	Jul-22	Cs137	489.0	Bq/kg dry	±	50.0	Bq/kg dry	503.1	Cs137	1.3	Bq/kg dry
			Cs134	14.1	Bq/kg dry	±	1.8	Bq/kg dry		Cs134	1.6	Bq/kg dry
Soil (in the park)	Yamaguchi Park Tairakamiyama, Iwaki	Jul-22	Cs137	183.0	Bq/kg dry	±	18.9	Bq/kg dry	188.3	Cs137	1.3	Bq/kg dry
			Cs134	5.3	Bq/kg dry	±	0.9	Bq/kg dry		Cs134	1.6	Bq/kg dry
Soil (in the park)	Yamaguchi Park Tairakamiyama, Iwaki	Jul-22	Cs137	167.0	Bq/kg dry	±	17.5	Bq/kg dry	171.7	Cs137	1.2	Bq/kg dry
			Cs134	4.7	Bq/kg dry	±	0.8	Bq/kg dry		Cs134	1.5	Bq/kg dry
Soil(in the park) under the slide	Yamaguchi Park Tairakamiyama, Iwaki	Jul-22	Cs137	115.0	Bq/kg dry	±	12.0	Bq/kg dry	118.0	Cs137	1.0	Bq/kg dry
			Cs134	3.0	Bq/kg dry	±	0.6	Bq/kg dry		Cs134	1.3	Bq/kg dry
Soil(in the park) under the slide	Yamaguchi Park Tairakamiyama, Iwaki	Jul-22	Cs137	14.9	Bq/kg dry	±	1.8	Bq/kg dry	14.9	Cs137	1.2	Bq/kg dry
			Cs134	—	Bq/kg dry	±	—	Bq/kg dry		Cs134	1.5	Bq/kg dry
Soil(in the park) under the slide	Yamaguchi Park Tairakamiyama, Iwaki	Jul-22	Cs137	10.2	Bq/kg dry	±	1.3	Bq/kg dry	10.2	Cs137	1.2	Bq/kg dry
			Cs134	—	Bq/kg dry	±	—	Bq/kg dry		Cs134	1.4	Bq/kg dry

※"\_" used in Measurement Result and Uncertainty shows that the value is below the detection limit.

But it does not necessary mean 0(zero)Bq/kg.



★Gamma-ray

(Bq/kg raw:Weight of raw sample Bq/kg dry:Weight of dried sample)

Samples	Sampling Point	Sampling Month	Measurement Result		Uncertainty	Total Amount of Cesium	Minimum Limit of Detection	
Soil(ground)	Yamaguchi Park Tairakamiyama, Iwaki	Jul-22	Cs137	281.0 Bq/kg dry	± 29.4 Bq/kg dry	288.8	Cs137	2.0 Bq/kg dry
			Cs134	7.8 Bq/kg dry	± 1.3 Bq/kg dry		Cs134	2.3 Bq/kg dry
Soil(ground) under the bench	Yamaguchi Park Tairakamiyama, Iwaki	Jul-22	Cs137	264.0 Bq/kg dry	± 28.1 Bq/kg dry	271.8	Cs137	2.0 Bq/kg dry
			Cs134	7.8 Bq/kg dry	± 1.4 Bq/kg dry		Cs134	2.6 Bq/kg dry
Soil(ground)	Yamaguchi Park Tairakamiyama, Iwaki	Jul-22	Cs137	228.0 Bq/kg dry	± 23.5 Bq/kg dry	234.3	Cs137	1.2 Bq/kg dry
			Cs134	6.3 Bq/kg dry	± 0.9 Bq/kg dry		Cs134	1.4 Bq/kg dry
Soil(ground)	Yamaguchi Park Tairakamiyama, Iwaki	Jul-22	Cs137	143.0 Bq/kg dry	± 15.0 Bq/kg dry	146.5	Cs137	1.0 Bq/kg dry
			Cs134	3.5 Bq/kg dry	± 0.6 Bq/kg dry		Cs134	1.3 Bq/kg dry
Soil(ground)	Yamaguchi Park Tairakamiyama, Iwaki	Jul-22	Cs137	35.7 Bq/kg dry	± 4.2 Bq/kg dry	35.7	Cs137	1.9 Bq/kg dry
			Cs134	— Bq/kg dry	± — Bq/kg dry		Cs134	2.3 Bq/kg dry
Soil(ground)	Yamaguchi Park Tairakamiyama, Iwaki	Jul-22	Cs137	6.3 Bq/kg dry	± 1.0 Bq/kg dry	6.3	Cs137	2.0 Bq/kg dry
			Cs134	— Bq/kg dry	± — Bq/kg dry		Cs134	2.4 Bq/kg dry
Soil (in the park)	Miyanosaku Park Chuodai-kashima, Iwaki	Jul-22	Cs137	673.0 Bq/kg dry	± 68.3 Bq/kg dry	687.5	Cs137	1.4 Bq/kg dry
			Cs134	14.5 Bq/kg dry	± 1.9 Bq/kg dry		Cs134	1.6 Bq/kg dry
Soil(in the park) flower bed	Miyanosaku Park Chuodai-kashima, Iwaki	Jul-22	Cs137	435.0 Bq/kg dry	± 44.5 Bq/kg dry	446.5	Cs137	1.3 Bq/kg dry
			Cs134	11.5 Bq/kg dry	± 1.5 Bq/kg dry		Cs134	1.5 Bq/kg dry
Soil (in the park)	Miyanosaku Park Chuodai-kashima, Iwaki	Jul-22	Cs137	286.0 Bq/kg dry	± 29.3 Bq/kg dry	293.5	Cs137	1.0 Bq/kg dry
			Cs134	7.5 Bq/kg dry	± 1.0 Bq/kg dry		Cs134	1.2 Bq/kg dry
Soil(in the park) under the tree	Miyanosaku Park Chuodai-kashima, Iwaki	Jul-22	Cs137	280.0 Bq/kg dry	± 29.3 Bq/kg dry	289.7	Cs137	2.4 Bq/kg dry
			Cs134	9.7 Bq/kg dry	± 1.7 Bq/kg dry		Cs134	3.0 Bq/kg dry
Soil(in the park) under the seesaw	Miyanosaku Park Chuodai-kashima, Iwaki	Jul-22	Cs137	171.0 Bq/kg dry	± 18.2 Bq/kg dry	176.7	Cs137	1.5 Bq/kg dry
			Cs134	5.7 Bq/kg dry	± 1.0 Bq/kg dry		Cs134	1.7 Bq/kg dry
Soil (in the park)	Miyanosaku Park Chuodai-kashima, Iwaki	Jul-22	Cs137	150.0 Bq/kg dry	± 15.7 Bq/kg dry	154.3	Cs137	1.1 Bq/kg dry
			Cs134	4.3 Bq/kg dry	± 0.7 Bq/kg dry		Cs134	1.4 Bq/kg dry
Soil(in the park) under the animal playset	Miyanosaku Park Chuodai-kashima, Iwaki	Jul-22	Cs137	132.0 Bq/kg dry	± 13.7 Bq/kg dry	136.0	Cs137	0.8 Bq/kg dry
			Cs134	4.0 Bq/kg dry	± 0.6 Bq/kg dry		Cs134	1.0 Bq/kg dry
Soil(in the park) under the slide	Miyanosaku Park Chuodai-kashima, Iwaki	Jul-22	Cs137	106.0 Bq/kg dry	± 11.5 Bq/kg dry	108.8	Cs137	1.4 Bq/kg dry
			Cs134	2.8 Bq/kg dry	± 0.6 Bq/kg dry		Cs134	1.9 Bq/kg dry
Soil (in the park)	Miyanosaku Park Chuodai-kashima, Iwaki	Jul-22	Cs137	52.0 Bq/kg dry	± 5.8 Bq/kg dry	52.0	Cs137	1.9 Bq/kg dry
			Cs134	— Bq/kg dry	± — Bq/kg dry		Cs134	1.7 Bq/kg dry
Soil (in the park)	Miyanosaku Park Chuodai-kashima, Iwaki	Jul-22	Cs137	42.9 Bq/kg dry	± 4.7 Bq/kg dry	45.3	Cs137	1.1 Bq/kg dry
			Cs134	2.4 Bq/kg dry	± 0.6 Bq/kg dry		Cs134	1.4 Bq/kg dry
Soil(in the park) sandbox	Miyanosaku Park Chuodai-kashima, Iwaki	Jul-22	Cs137	37.2 Bq/kg dry	± 4.3 Bq/kg dry	37.2	Cs137	2.0 Bq/kg dry
			Cs134	— Bq/kg dry	± — Bq/kg dry		Cs134	1.8 Bq/kg dry
Soil(in the park) under the swing	Miyanosaku Park Chuodai-kashima, Iwaki	Jul-22	Cs137	22.9 Bq/kg dry	± 2.6 Bq/kg dry	22.9	Cs137	1.1 Bq/kg dry
			Cs134	— Bq/kg dry	± — Bq/kg dry		Cs134	1.3 Bq/kg dry
Soil (in the park)	Gotanda Park Jobankamiyunagaya, Iwaki	Aug-22	Cs137	720.0 Bq/kg dry	± 74.3 Bq/kg dry	741.1	Cs137	2.3 Bq/kg dry
			Cs134	21.1 Bq/kg dry	± 2.6 Bq/kg dry		Cs134	2.6 Bq/kg dry
Soil (in the park)	Gotanda Park Jobankamiyunagaya, Iwaki	Aug-22	Cs137	438.0 Bq/kg dry	± 44.9 Bq/kg dry	449.7	Cs137	1.4 Bq/kg dry
			Cs134	11.7 Bq/kg dry	± 1.5 Bq/kg dry		Cs134	1.5 Bq/kg dry
Soil (in the park)	Gotanda Park Jobankamiyunagaya, Iwaki	Aug-22	Cs137	217.0 Bq/kg dry	± 22.3 Bq/kg dry	223.9	Cs137	1.0 Bq/kg dry
			Cs134	6.9 Bq/kg dry	± 0.9 Bq/kg dry		Cs134	1.1 Bq/kg dry
Soil (in the park)	Gotanda Park Jobankamiyunagaya, Iwaki	Aug-22	Cs137	112.0 Bq/kg dry	± 11.8 Bq/kg dry	115.3	Cs137	1.2 Bq/kg dry
			Cs134	3.3 Bq/kg dry	± 0.6 Bq/kg dry		Cs134	1.4 Bq/kg dry
Soil(in the park) sandbox	Gotanda Park Jobankamiyunagaya, Iwaki	Aug-22	Cs137	83.3 Bq/kg dry	± 9.1 Bq/kg dry	83.3	Cs137	2.1 Bq/kg dry
			Cs134	— Bq/kg dry	± — Bq/kg dry		Cs134	2.3 Bq/kg dry
Soil(in the park) under the slide	Gotanda Park Jobankamiyunagaya, Iwaki	Aug-22	Cs137	39.0 Bq/kg dry	± 4.5 Bq/kg dry	39.0	Cs137	1.6 Bq/kg dry
			Cs134	— Bq/kg dry	± — Bq/kg dry		Cs134	1.9 Bq/kg dry

※"\_" used in Measurement Result and Uncertainty shows that the value is below the detection limit.

But it does not necessary mean 0(zero)Bq/kg.



★Gamma-ray

(Bq/kg raw:Weight of raw sample Bq/kg dry:Weight of dried sample)

Samples	Sampling Point	Sampling Month	Measurement Result		Uncertainty		Total Amount of Cesium	Minimum Limit of Detection	
Soil (in the park)	Gotanda Park Jobankamiyunagaya, Iwaki	Aug-22	Cs137	11.9 Bq/kg dry	± 1.7 Bq/kg dry	11.9	Cs137	2.0 Bq/kg dry	
			Cs134	— Bq/kg dry	± — Bq/kg dry		Cs134	2.4 Bq/kg dry	
Soil(in the park) in the flower bed	Gotanda Park Jobankamiyunagaya, Iwaki	Aug-22	Cs137	8.1 Bq/kg dry	± 1.1 Bq/kg dry	8.1	Cs137	1.1 Bq/kg dry	
			Cs134	— Bq/kg dry	± — Bq/kg dry		Cs134	1.4 Bq/kg dry	
Soil(in the park) under the swing	Gotanda Park Jobankamiyunagaya, Iwaki	Aug-22	Cs137	— Bq/kg dry	± — Bq/kg dry	Under Minimum Limit of Detection	Cs137	2.2 Bq/kg dry	
			Cs134	— Bq/kg dry	± — Bq/kg dry		Cs134	2.2 Bq/kg dry	
Soil(in the park) under the horizontal bar	Gotanda Park Jobankamiyunagaya, Iwaki	Aug-22	Cs137	— Bq/kg dry	± — Bq/kg dry	Under Minimum Limit of Detection	Cs137	1.8 Bq/kg dry	
			Cs134	— Bq/kg dry	± — Bq/kg dry		Cs134	1.9 Bq/kg dry	
Soil (in the park)	Gotanda Park Jobankamiyunagaya, Iwaki	Aug-22	Cs137	— Bq/kg dry	± — Bq/kg dry	Under Minimum Limit of Detection	Cs137	1.3 Bq/kg dry	
			Cs134	— Bq/kg dry	± — Bq/kg dry		Cs134	1.3 Bq/kg dry	
Soil (in the park)	Minamigaoka Park Jobankamiyunagaya, Iwaki	Aug-22	Cs137	473.0 Bq/kg dry	± 49.5 Bq/kg dry	488.3	Cs137	2.5 Bq/kg dry	
			Cs134	15.3 Bq/kg dry	± 2.1 Bq/kg dry		Cs134	3.1 Bq/kg dry	
Soil(in the park) under the swing	Minamigaoka Park Jobankamiyunagaya, Iwaki	Aug-22	Cs137	397.0 Bq/kg dry	± 40.6 Bq/kg dry	408.9	Cs137	1.2 Bq/kg dry	
			Cs134	11.9 Bq/kg dry	± 1.5 Bq/kg dry		Cs134	1.4 Bq/kg dry	
Soil(in the park) under the slide	Minamigaoka Park Jobankamiyunagaya, Iwaki	Aug-22	Cs137	286.0 Bq/kg dry	± 29.4 Bq/kg dry	296.1	Cs137	1.0 Bq/kg dry	
			Cs134	10.1 Bq/kg dry	± 1.3 Bq/kg dry		Cs134	1.1 Bq/kg dry	
Soil(in the park) under the bench	Minamigaoka Park Jobankamiyunagaya, Iwaki	Aug-22	Cs137	287.0 Bq/kg dry	± 30.1 Bq/kg dry	295.5	Cs137	1.7 Bq/kg dry	
			Cs134	8.5 Bq/kg dry	± 1.4 Bq/kg dry		Cs134	2.1 Bq/kg dry	
Soil (in the park)	Minamigaoka Park Jobankamiyunagaya, Iwaki	Aug-22	Cs137	272.0 Bq/kg dry	± 28.6 Bq/kg dry	280.5	Cs137	2.2 Bq/kg dry	
			Cs134	8.5 Bq/kg dry	± 1.4 Bq/kg dry		Cs134	2.6 Bq/kg dry	
Soil (in the park)	Minamigaoka Park Jobankamiyunagaya, Iwaki	Aug-22	Cs137	161.0 Bq/kg dry	± 16.6 Bq/kg dry	164.9	Cs137	0.8 Bq/kg dry	
			Cs134	3.9 Bq/kg dry	± 0.6 Bq/kg dry		Cs134	1.0 Bq/kg dry	
Soil (in the park)	Minamigaoka Park Jobankamiyunagaya, Iwaki	Aug-22	Cs137	152.0 Bq/kg dry	± 15.8 Bq/kg dry	155.6	Cs137	1.0 Bq/kg dry	
			Cs134	3.6 Bq/kg dry	± 0.6 Bq/kg dry		Cs134	1.4 Bq/kg dry	
Soil (in the park)	Minamigaoka Park Jobankamiyunagaya, Iwaki	Aug-22	Cs137	149.0 Bq/kg dry	± 15.5 Bq/kg dry	154.5	Cs137	0.9 Bq/kg dry	
			Cs134	5.5 Bq/kg dry	± 0.8 Bq/kg dry		Cs134	1.1 Bq/kg dry	
Soil(in the park) under the horizontal bar	Minamigaoka Park Jobankamiyunagaya, Iwaki	Aug-22	Cs137	134.0 Bq/kg dry	± 14.3 Bq/kg dry	138.1	Cs137	1.5 Bq/kg dry	
			Cs134	4.1 Bq/kg dry	± 0.8 Bq/kg dry		Cs134	1.8 Bq/kg dry	
Soil(in the park) sandbox	Minamigaoka Park Jobankamiyunagaya, Iwaki	Aug-22	Cs137	81.5 Bq/kg dry	± 9.2 Bq/kg dry	81.5	Cs137	2.9 Bq/kg dry	
			Cs134	— Bq/kg dry	± — Bq/kg dry		Cs134	2.6 Bq/kg dry	
Soil(in the park) under the playground equipment	Minamigaoka Park Jobankamiyunagaya, Iwaki	Aug-22	Cs137	74.7 Bq/kg dry	± 8.3 Bq/kg dry	74.7	Cs137	2.4 Bq/kg dry	
			Cs134	— Bq/kg dry	± — Bq/kg dry		Cs134	2.2 Bq/kg dry	
Soil(in the park) under the horizontal bar	Kamanomae daiichi Park Jobankamanomae, Iwaki	Aug-22	Cs137	561.0 Bq/kg dry	± 57.4 Bq/kg dry	582.7	Cs137	1.5 Bq/kg dry	
			Cs134	21.7 Bq/kg dry	± 2.5 Bq/kg dry		Cs134	1.7 Bq/kg dry	
Soil (in the park)	Kamanomae daiichi Park Jobankamanomae, Iwaki	Aug-22	Cs137	352.0 Bq/kg dry	± 37.0 Bq/kg dry	361.4	Cs137	2.6 Bq/kg dry	
			Cs134	9.4 Bq/kg dry	± 1.7 Bq/kg dry		Cs134	3.1 Bq/kg dry	
Soil (in the park)	Kamanomae daiichi Park Jobankamanomae, Iwaki	Aug-22	Cs137	255.0 Bq/kg dry	± 26.3 Bq/kg dry	263.6	Cs137	1.2 Bq/kg dry	
			Cs134	8.6 Bq/kg dry	± 1.2 Bq/kg dry		Cs134	1.5 Bq/kg dry	
Soil(in the park) under the large playset	Kamanomae daiichi Park Jobankamanomae, Iwaki	Aug-22	Cs137	189.0 Bq/kg dry	± 19.7 Bq/kg dry	193.6	Cs137	1.4 Bq/kg dry	
			Cs134	4.6 Bq/kg dry	± 0.9 Bq/kg dry		Cs134	1.8 Bq/kg dry	
Soil (in the park)	Kamanomae daiichi Park Jobankamanomae, Iwaki	Aug-22	Cs137	121.0 Bq/kg dry	± 12.7 Bq/kg dry	125.0	Cs137	1.1 Bq/kg dry	
			Cs134	4.0 Bq/kg dry	± 0.7 Bq/kg dry		Cs134	1.3 Bq/kg dry	
Soil (in the park)	Kamanomae daiichi Park Jobankamanomae, Iwaki	Aug-22	Cs137	67.9 Bq/kg dry	± 7.8 Bq/kg dry	67.9	Cs137	2.7 Bq/kg dry	
			Cs134	— Bq/kg dry	± — Bq/kg dry		Cs134	3.3 Bq/kg dry	
Soil(in the park) under the slide	Kamanomae daiichi Park Jobankamanomae, Iwaki	Aug-22	Cs137	48.5 Bq/kg dry	± 5.5 Bq/kg dry	48.5	Cs137	2.1 Bq/kg dry	
			Cs134	— Bq/kg dry	± — Bq/kg dry		Cs134	1.9 Bq/kg dry	
Soil(in the park) under the swing	Kamanomae daiichi Park Jobankamanomae, Iwaki	Aug-22	Cs137	43.0 Bq/kg dry	± 4.9 Bq/kg dry	43.0	Cs137	2.0 Bq/kg dry	
			Cs134	— Bq/kg dry	± — Bq/kg dry		Cs134	2.3 Bq/kg dry	

※"—" used in Measurement Result and Uncertainty shows that the value is below the detection limit.

But it does not necessary mean 0(zero)Bq/kg.



★Gamma-ray

(Bq/kg raw:Weight of raw sample Bq/kg dry:Weight of dried sample)



Samples	Sampling Point	Sampling Month	Measurement Result		Uncertainty		Total Amount of Cesium	Minimum Limit of Detection	
Soil (in the park)	Kamanomae daiichi Park Jobankamanomae, Iwaki	Aug-22	Cs137	22.8 Bq/kg dry	± 2.6 Bq/kg dry	22.8	Cs137	1.1 Bq/kg dry	
			Cs134	— Bq/kg dry	± — Bq/kg dry		Cs134	1.3 Bq/kg dry	
Soil(in the park) under the basketball goal	Kamanomae daiichi Park Jobankamanomae, Iwaki	Aug-22	Cs137	22.1 Bq/kg dry	± 2.8 Bq/kg dry	22.1	Cs137	1.8 Bq/kg dry	
			Cs134	— Bq/kg dry	± — Bq/kg dry		Cs134	2.2 Bq/kg dry	
Soil (in the park)	Kamanomae daiichi Park Jobankamanomae, Iwaki	Aug-22	Cs137	— Bq/kg dry	± — Bq/kg dry	Under Minimum Limit of Detection	Cs137	2.1 Bq/kg dry	
			Cs134	— Bq/kg dry	± — Bq/kg dry		Cs134	2.1 Bq/kg dry	
Soil(in the park) under the bench	Kamanomae daiichi Park Jobankamanomae, Iwaki	Aug-22	Cs137	— Bq/kg dry	± — Bq/kg dry	Under Minimum Limit of Detection	Cs137	1.2 Bq/kg dry	
			Cs134	— Bq/kg dry	± — Bq/kg dry		Cs134	1.2 Bq/kg dry	
Soil (in the park)	Toyoma hamanasu Park Tairatoyoma, Iwaki	Aug-22	Cs137	— Bq/kg dry	± — Bq/kg dry	Under Minimum Limit of Detection	Cs137	2.2 Bq/kg dry	
			Cs134	— Bq/kg dry	± — Bq/kg dry		Cs134	2.3 Bq/kg dry	
Soil (in the park)	Toyoma hamanasu Park Tairatoyoma, Iwaki	Aug-22	Cs137	— Bq/kg dry	± — Bq/kg dry	Under Minimum Limit of Detection	Cs137	2.3 Bq/kg dry	
			Cs134	— Bq/kg dry	± — Bq/kg dry		Cs134	2.2 Bq/kg dry	
Soil (in the park)	Toyoma hamanasu Park Tairatoyoma, Iwaki	Aug-22	Cs137	— Bq/kg dry	± — Bq/kg dry	Under Minimum Limit of Detection	Cs137	2.5 Bq/kg dry	
			Cs134	— Bq/kg dry	± — Bq/kg dry		Cs134	2.5 Bq/kg dry	
Soil (in the park)	Toyoma hamanasu Park Tairatoyoma, Iwaki	Aug-22	Cs137	— Bq/kg dry	± — Bq/kg dry	Under Minimum Limit of Detection	Cs137	2.4 Bq/kg dry	
			Cs134	— Bq/kg dry	± — Bq/kg dry		Cs134	2.3 Bq/kg dry	
Soil (in the park)	Toyoma hamanasu Park Tairatoyoma, Iwaki	Aug-22	Cs137	— Bq/kg dry	± — Bq/kg dry	Under Minimum Limit of Detection	Cs137	1.3 Bq/kg dry	
			Cs134	— Bq/kg dry	± — Bq/kg dry		Cs134	1.3 Bq/kg dry	
Soil(in the park) under the bench	Toyoma hamanasu Park Tairatoyoma, Iwaki	Aug-22	Cs137	— Bq/kg dry	± — Bq/kg dry	Under Minimum Limit of Detection	Cs137	1.1 Bq/kg dry	
			Cs134	— Bq/kg dry	± — Bq/kg dry		Cs134	1.1 Bq/kg dry	
Soil(in the park) under the slide	Toyoma hamanasu Park Tairatoyoma, Iwaki	Aug-22	Cs137	— Bq/kg raw	± — Bq/kg raw	Under Minimum Limit of Detection	Cs137	1.5 Bq/kg raw	
			Cs134	— Bq/kg raw	± — Bq/kg raw		Cs134	1.5 Bq/kg raw	
Soil(in the park) under the swing	Toyoma hamanasu Park Tairatoyoma, Iwaki	Aug-22	Cs137	— Bq/kg dry	± — Bq/kg dry	Under Minimum Limit of Detection	Cs137	1.3 Bq/kg dry	
			Cs134	— Bq/kg dry	± — Bq/kg dry		Cs134	1.3 Bq/kg dry	
Soil (in the park)	Toyoma hamanasu Park Tairatoyoma, Iwaki	Aug-22	Cs137	— Bq/kg dry	± — Bq/kg dry	Under Minimum Limit of Detection	Cs137	2.4 Bq/kg dry	
			Cs134	— Bq/kg dry	± — Bq/kg dry		Cs134	2.4 Bq/kg dry	
Soil(in the park) under the slide	Toyoma hamanasu Park Tairatoyoma, Iwaki	Aug-22	Cs137	— Bq/kg dry	± — Bq/kg dry	Under Minimum Limit of Detection	Cs137	1.7 Bq/kg dry	
			Cs134	— Bq/kg dry	± — Bq/kg dry		Cs134	1.7 Bq/kg dry	
Soil(in the park) under the slide	Toyoma hamanasu Park Tairatoyoma, Iwaki	Aug-22	Cs137	— Bq/kg dry	± — Bq/kg dry	Under Minimum Limit of Detection	Cs137	1.0 Bq/kg dry	
			Cs134	— Bq/kg dry	± — Bq/kg dry		Cs134	1.0 Bq/kg dry	
Soil (in the park)	Toyoma hamanasu Park Tairatoyoma, Iwaki	Aug-22	Cs137	— Bq/kg dry	± — Bq/kg dry	Under Minimum Limit of Detection	Cs137	1.8 Bq/kg dry	
			Cs134	— Bq/kg dry	± — Bq/kg dry		Cs134	1.7 Bq/kg dry	

※"—" used in Measurement Result and Uncertainty shows that the value is below the detection limit.

But it does not necessary mean 0(zero)Bq/kg.



★Gamma-ray

Measuring instrument		Feature	Guide to lower limit※
Germanium Semiconductor detector			
ORTEC GEM30-70	CANBERRA GC4020	・ Radioactivity measurement series. Quantitative analysis based on "Gamma-ray spectrometry with germanium semiconductor detector." ・ ORTEC GEM30-70 Relative efficiency 35% ・ CANBERRA GC4020 Relative efficiency 43%	Food (Sample 2kg) Lower limit 0.04Bq/Kg Soil (Sample 1kg) Lower limit 0.06Bq/Kg Material (Sample 1kg) Lower limit 0.06Bq/Kg Water (Sample 20L) Lower limit 0.001Bq/L
			

※The lower limit varies depending on the sample weight and measurement time.

Measuring instrument: Germanium Semiconductor detector (Bq/kg raw: Weight of raw sample Bq/kg dry: Weight of dried sample)

Samples	Sampling Point	Sampling Month	Measuring instrument type	Measurement Result		Uncertainty		Total Amount of Cesium	Minimum Limit of Detection	
Rice	Koriyama, Fukushima	Oct-21	OR	Cs137	0.3 Bq/kg raw	± 0.06 Bq/kg raw	0.3	Cs137	0.1 Bq/kg raw	
				Cs134	— Bq/kg raw	± — Bq/kg raw			0.1 Bq/kg raw	
Potato	Kitaibaraki, Ibaraki	Jul-22	OR	Cs137	0.6 Bq/kg raw	± 0.1 Bq/kg raw	0.6	Cs137	0.1 Bq/kg raw	
				Cs134	— Bq/kg raw	± — Bq/kg raw			0.2 Bq/kg raw	
Soybeans	Nishigo, Nishishirakawa, Fukushima	Jun-22	OR	Cs137	18.1 Bq/kg raw	± 1.8 Bq/kg raw	18.1	Cs137	2.4 Bq/kg raw	
				Cs134	— Bq/kg raw	± — Bq/kg raw			2.3 Bq/kg raw	
Blueberry	Joban, Iwaki	Aug-22	OR	Cs137	— Bq/kg raw	± — Bq/kg raw	Under Minimum Limit of Detection	Cs137	0.1 Bq/kg raw	
				Cs134	— Bq/kg raw	± — Bq/kg raw			0.2 Bq/kg raw	
Milk	Tanagura, Higashishirakawa, Fukushima	May-22	OR	Cs137	— Bq/L	± — Bq/L	Under Minimum Limit of Detection	Cs137	0.07 Bq/L	
				Cs134	— Bq/L	± — Bq/L			0.07 Bq/L	
Bamboo shoot (madake)	Sakura, Tochigi	Jun-22	OR	Cs137	3.0 Bq/kg raw	± 0.1 Bq/kg raw	3.0	Cs137	0.2 Bq/kg raw	
				Cs134	— Bq/kg raw	± — Bq/kg raw			0.2 Bq/kg raw	
Okhotsk atka mackerel	HaragamaPort/ Fukushima Pref.	Jun-22	CA	Cs137	— Bq/kg raw	± — Bq/kg raw	Under Minimum Limit of Detection	Cs137	0.1 Bq/kg raw	
				Cs134	— Bq/kg raw	± — Bq/kg raw			0.1 Bq/kg raw	
Smelt	Kasumigaura, Ibaraki	Jul-21	OR	Cs137	4.5 Bq/kg raw	± 0.3 Bq/kg raw	4.5	Cs137	0.4 Bq/kg raw	
				Cs134	— Bq/kg raw	± — Bq/kg raw			0.6 Bq/kg raw	
Sardine	HaragamaPort/ Fukushima Pref.	Apr-22	OR	Cs137	— Bq/kg raw	± — Bq/kg raw	Under Minimum Limit of Detection	Cs137	0.1 Bq/kg raw	
				Cs134	— Bq/kg raw	± — Bq/kg raw			0.1 Bq/kg raw	
Horse mackerel	Nakanosaku Port/ Iwaki	Aug-22	CA	Cs137	— Bq/kg raw	± — Bq/kg raw	Under Minimum Limit of Detection	Cs137	0.2 Bq/kg raw	
				Cs134	— Bq/kg raw	± — Bq/kg raw			0.2 Bq/kg raw	
Horse mackerel	HaragamaPort/ Fukushima Pref.	Jul-22	OR	Cs137	0.4 Bq/kg raw	± 0.07 Bq/kg raw	0.4	Cs137	0.1 Bq/kg raw	
				Cs134	— Bq/kg raw	± — Bq/kg raw			0.1 Bq/kg raw	
Dashi soup	Japan (production)	Aug-22	OR	Cs137	— Bq/L	± — Bq/L	Under Minimum Limit of Detection	Cs137	0.02 Bq/L	
				Cs134	— Bq/L	± — Bq/L			0.02 Bq/L	
Bento①	Kume Island, Shimajiri, Okinawa	Aug-22	CA	Cs137	— Bq/kg raw	± — Bq/kg raw	Under Minimum Limit of Detection	Cs137	0.3 Bq/kg raw	
				Cs134	— Bq/kg raw	± — Bq/kg raw			0.3 Bq/kg raw	
Bento②	Kume Island, Shimajiri, Okinawa	Aug-22	CA	Cs137	— Bq/kg raw	± — Bq/kg raw	Under Minimum Limit of Detection	Cs137	0.1 Bq/kg raw	
				Cs134	— Bq/kg raw	± — Bq/kg raw			0.1 Bq/kg raw	
Bento③	Kume Island, Shimajiri, Okinawa	Aug-22	OR	Cs137	— Bq/kg raw	± — Bq/kg raw	Under Minimum Limit of Detection	Cs137	0.3 Bq/kg raw	
				Cs134	— Bq/kg raw	± — Bq/kg raw			0.3 Bq/kg raw	
Bento④	Kume Island, Shimajiri, Okinawa	Aug-22	CA	Cs137	— Bq/kg raw	± — Bq/kg raw	Under Minimum Limit of Detection	Cs137	0.2 Bq/kg raw	
				Cs134	— Bq/kg raw	± — Bq/kg raw			0.3 Bq/kg raw	
Side dish①	Kume Island, Shimajiri, Okinawa	Aug-22	CA	Cs137	— Bq/kg raw	± — Bq/kg raw	Under Minimum Limit of Detection	Cs137	0.2 Bq/kg raw	
				Cs134	— Bq/kg raw	± — Bq/kg raw			0.2 Bq/kg raw	
Side dish②	Kume Island, Shimajiri, Okinawa	Aug-22	OR	Cs137	— Bq/kg raw	± — Bq/kg raw	Under Minimum Limit of Detection	Cs137	0.5 Bq/kg raw	
				Cs134	— Bq/kg raw	± — Bq/kg raw			0.7 Bq/kg raw	
Suspended solid in sea water (surface)	Kumagawa Estuary/ Fukushima Pref.	Jun-22	CA	Cs137	0.08 Bq/L	± 0.002 Bq/L	0.08	Cs137	0.002 Bq/L	
				Cs134	— Bq/L	± — Bq/L			0.002 Bq/L	
Suspended solid in sea water (surface)	Iwasawa Beach/ Fukushima Pref.	Jun-22	CA	Cs137	0.127 Bq/L	± 0.002 Bq/L	0.131	Cs137	0.002 Bq/L	
				Cs134	0.004 Bq/L	± 0.0009 Bq/L			0.002 Bq/L	

※"\_"used in Measurement Result and Uncertainty shows that the value is below the detection limit.

But it does not necessary mean 0(zero)Bq/kg.



Samples	Sampling Point	Sampling Month	Measuring instrument type	Measurement Result		Uncertainty		Total Amount of Cesium	Minimum Limit of Detection	
Soil①	Okuma, Futaba, Fukushima	Aug-22	CA	Cs137	4.3 Bq/kg dry	± 0.7 Bq/kg dry	4.3	Cs137	1.3 Bq/kg dry	
				Cs134	— Bq/kg dry	± — Bq/kg dry		Cs134	1.2 Bq/kg dry	
Soil②	Okuma, Futaba, Fukushima	Aug-22	CA	Cs137	3000.7 Bq/kg dry	± 20.7 Bq/kg dry	3087.1	Cs137	5.0 Bq/kg dry	
				Cs134	86.4 Bq/kg dry	± 2.9 Bq/kg dry		Cs134	5.0 Bq/kg dry	
Soil③	Okuma, Futaba, Fukushima	Aug-22	OR	Cs137	14897.9 Bq/kg dry	± 14.9 Bq/kg dry	15311.1	Cs137	3.1 Bq/kg dry	
				Cs134	413.2 Bq/kg dry	± 2.9 Bq/kg dry		Cs134	3.5 Bq/kg dry	
Soil④	Okuma, Futaba, Fukushima	Aug-22	OR	Cs137	21166.0 Bq/kg dry	± 70.5 Bq/kg dry	21767.9	Cs137	14.5 Bq/kg dry	
				Cs134	601.9 Bq/kg dry	± 13.6 Bq/kg dry		Cs134	15.8 Bq/kg dry	
Soil⑤	Okuma, Futaba, Fukushima	Aug-22	OR	Cs137	20118.5 Bq/kg dry	± 87.3 Bq/kg dry	20668.0	Cs137	18.7 Bq/kg dry	
				Cs134	549.5 Bq/kg dry	± 16.7 Bq/kg dry		Cs134	20.3 Bq/kg dry	
Soil⑥	Okuma, Futaba, Fukushima	Aug-22	CA	Cs137	415.4 Bq/kg dry	± 4.4 Bq/kg dry	426.7	Cs137	1.7 Bq/kg dry	
				Cs134	11.3 Bq/kg dry	± 0.7 Bq/kg dry		Cs134	1.6 Bq/kg dry	
Soil⑦	Okuma, Futaba, Fukushima	Aug-22	OR	Cs137	21877.6 Bq/kg dry	± 35.1 Bq/kg dry	22474.3	Cs137	7.5 Bq/kg dry	
				Cs134	596.7 Bq/kg dry	± 6.8 Bq/kg dry		Cs134	8.3 Bq/kg dry	
Soil⑧	Okuma, Futaba, Fukushima	Aug-22	CA	Cs137	2061.3 Bq/kg dry	± 4.5 Bq/kg dry	2118.7	Cs137	1.0 Bq/kg dry	
				Cs134	57.4 Bq/kg dry	± 0.6 Bq/kg dry		Cs134	1.1 Bq/kg dry	
Soil⑨	Okuma, Futaba, Fukushima	Aug-22	CA	Cs137	10569.0 Bq/kg dry	± 31.6 Bq/kg dry	10875.3	Cs137	6.2 Bq/kg dry	
				Cs134	306.3 Bq/kg dry	± 4.2 Bq/kg dry		Cs134	6.6 Bq/kg dry	
Soil⑩	Okuma, Futaba, Fukushima	Aug-22	OR	Cs137	17275.0 Bq/kg dry	± 32.0 Bq/kg dry	17764.1	Cs137	6.9 Bq/kg dry	
				Cs134	489.1 Bq/kg dry	± 6.4 Bq/kg dry		Cs134	7.8 Bq/kg dry	
Soil⑪	Okuma, Futaba, Fukushima	Aug-22	CA	Cs137	8297.0 Bq/kg dry	± 23.4 Bq/kg dry	8525.0	Cs137	4.5 Bq/kg dry	
				Cs134	228.0 Bq/kg dry	± 4.6 Bq/kg dry		Cs134	5.6 Bq/kg dry	
Soil⑫	Okuma, Futaba, Fukushima	Aug-22	OR	Cs137	1613.6 Bq/kg dry	± 10.8 Bq/kg dry	1658.9	Cs137	3.2 Bq/kg dry	
				Cs134	45.3 Bq/kg dry	± 1.5 Bq/kg dry		Cs134	3.0 Bq/kg dry	
Soil⑬	Aizuwakamatsu, Fukushima	Aug-22	CA	Cs137	59.1 Bq/kg dry	± 0.8 Bq/kg dry	60.9	Cs137	0.6 Bq/kg dry	
				Cs134	1.8 Bq/kg dry	± 0.3 Bq/kg dry		Cs134	0.6 Bq/kg dry	
Soil⑭	Aizuwakamatsu, Fukushima	Aug-22	OR	Cs137	158.4 Bq/kg dry	± 1.2 Bq/kg dry	162.6	Cs137	0.6 Bq/kg dry	
				Cs134	4.2 Bq/kg dry	± 0.3 Bq/kg dry		Cs134	0.6 Bq/kg dry	
Soil⑮	Soma, Fukushima	Aug-22	CA	Cs137	20.3 Bq/kg dry	± 0.5 Bq/kg dry	21.0	Cs137	0.7 Bq/kg dry	
				Cs134	0.7 Bq/kg dry	± 0.3 Bq/kg dry		Cs134	0.6 Bq/kg dry	
Soil⑯	Soma, Fukushima	Aug-22	OR	Cs137	1026.3 Bq/kg dry	± 3.4 Bq/kg dry	1055.4	Cs137	0.9 Bq/kg dry	
				Cs134	29.1 Bq/kg dry	± 0.7 Bq/kg dry		Cs134	1.0 Bq/kg dry	
Hiba chip	Hachinohe, Aomori	Jun-22	OR	Cs137	— Bq/kg raw	± — Bq/kg raw	Under Minimum Limit of Detection	Cs137	0.2 Bq/kg raw	
				Cs134	— Bq/kg raw	± — Bq/kg raw		Cs134	0.2 Bq/kg raw	
Dobsonfly	Iitate, Soma, Fukushima	Aug-22	OR	Cs137	321.1 Bq/kg raw	± 7.5 Bq/kg raw	329.1	Cs137	7.1 Bq/kg raw	
				Cs134	8.0 Bq/kg raw	± 3.7 Bq/kg raw		Cs134	7.4 Bq/kg raw	
Stenopsyche marmorata	Iitate, Soma, Fukushima	Aug-22	CA	Cs137	29.3 Bq/kg raw	± 4.7 Bq/kg raw	29.3	Cs137	8.8 Bq/kg raw	
				Cs134	— Bq/kg raw	± — Bq/kg raw		Cs134	7.8 Bq/kg raw	
Vacuum cleaner dust	Cua Lo, Nghe An, Vietnam	May-22	OR	Cs137	— Bq/kg raw	± — Bq/kg raw	Under Minimum Limit of Detection	Cs137	0.5 Bq/kg raw	
				Cs134	— Bq/kg raw	± — Bq/kg raw		Cs134	0.5 Bq/kg raw	

※"\_"used in Measurement Result and Uncertainty shows that the value is below the detection limit.

But it does not necessary mean 0(zero)Bq/kg.



★Beta-ray

Measuring instrument		Feature
Liquid Scintillation Counter		
Product of Hidex <b>HIDEX 300SL</b>	Product of PerkinElmer Japan <b>Quantulus GCT 622</b>	Equipment for measuring low-energy beta-ray emission nuclides
		Measuring nuclide Strontium90 Half-life 30 years Organically bound 3H Half-life 12.3 years Free-water 3H Half-life 12.3 years
All samples are measured in liquid condition after several days of pretreatment.		

(Bq/Kg raw:Weight of raw sample Bq/Kg dry:Weight of dried sample)

Samples	Sampling Point	Sampling Month	Measurement Result		Uncertainty		Minimum Limit of Detection	
				Bq/kg dry		Bq/kg dry		Bq/kg dry
Dried bonito	Japan (production)	Jul-22	Sr90	Under Minimum Limit of Detection	Bq/kg dry	± —	Bq/kg dry	0.11 Bq/kg dry
Roundnose flounder	Off the coast of Fukushima Nuclear Power Plant1	Feb-22	Sr90	Under Minimum Limit of Detection	Bq/kg dry	± —	Bq/kg dry	0.2 Bq/kg dry
Mackerel	Off the coast of Fukushima Nuclear Power Plant1	May-22	Sr90	Under Minimum Limit of Detection	Bq/kg dry	± —	Bq/kg dry	0.4 Bq/kg dry
Soil	Okuma, Futaba, Fukushima	Aug-22	Sr90	4.36	Bq/kg dry	± 0.86	Bq/kg dry	1.26 Bq/kg dry
Soil	Okuma, Futaba, Fukushima	Aug-22	Sr90	5.49	Bq/kg dry	± 1.35	Bq/kg dry	1.99 Bq/kg dry
Soil	Yunohana Park Jobankamiyunagaya, Iwaki	Aug-21	Sr90	2.13	Bq/kg dry	± 1.01	Bq/kg dry	1.51 Bq/kg dry
Soil	Babajido Park Uchigotsuzura, Iwaki	Jul-21	Sr90	Under Minimum Limit of Detection	Bq/kg dry	± —	Bq/kg dry	1.67 Bq/kg dry
Soil	Izumigaokahanadate Park Izumigaoka, Iwaki	Sep-21	Sr90	Under Minimum Limit of Detection	Bq/kg dry	± —	Bq/kg dry	2.34 Bq/kg dry
Tap water	Tadami, Minamiaizu, Fukushima	Jun-22	Sr90	Under Minimum Limit of Detection	Bq/L	± —	Bq/L	0.0006 Bq/L
River water	Tadami, Minamiaizu, Fukushima	Jun-22	Sr90	Under Minimum Limit of Detection	Bq/L	± —	Bq/L	0.0009 Bq/L
Sea water (surface)	Kumagawa Estuary/ Fukushima Pref.	Jun-22	Sr90	Under Minimum Limit of Detection	Bq/L	± —	Bq/L	0.0008 Bq/L
Sea water (surface)	Iwasawa Beach/ Fukushima Pref.	Jun-22	Sr90	0.0012	Bq/L	± 0.0005	Bq/L	0.0006 Bq/L
Sea water (surface)	Sun marina/ Fukushima Pref.	Jun-22	Sr90	Under Minimum Limit of Detection	Bq/L	± —	Bq/L	0.0007 Bq/L

※"\_" used in Measurement Result and Uncertainty shows that the value is below the detection limit.

But it does not necessary mean 0(zero)Bq/kg.

# Measurement results of 16 items by germanium semiconductor detector

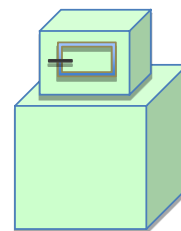
Dr.Tetsuji Imanaka, Institute of Multiple Nuclear Science, Kyoto University

In order to convey more measurement results to everyone, we have asked Dr. Tetsuji Imanaka of the Institute of Advanced Nuclear Science, Kyoto University, to measure low-dose samples using germanium semiconductor detectors. Measurement samples are not only from Fukushima Prefecture but also come from other prefectures. Please compare data based on measurements from various regions and use them to protect your children from radiation exposure.

## ★Gamma-ray

Measuring instrument : Germanium Semiconductor detector

- Product of CANBERRA(CA),USA GX3018 Relative efficiency 30% or more
- Product of ORTEC(OR),USA GMX25-70 Relative efficiency 35%



(Bq/kg raw:Weight of raw sample Bq/kg dry:Weight of dried sample)

Samples	Sampling Point	Sampling Month	Measuring instrument type	Measurement Result		Uncertainty		Total Amount of Cesium	Minimum Limit of Detection	
Cabbage	Iitate, Soma, Fukushima	Jun-22	CA	Cs137	5.5 Bq/kg raw	± 0.1 Bq/kg raw	5.63	Cs137	Bq/kg raw	
				Cs134	0.13 Bq/kg raw	± 0.03 Bq/kg raw		Cs134	Bq/kg raw	
Japanese white radish	Namie, Futaba, Fukushima	Jun-22	CA	Cs137	1.3 Bq/kg raw	± 0.05 Bq/kg raw	1.3	Cs137	Bq/kg raw	
				Cs134	— Bq/kg raw	± — Bq/kg raw		Cs134	Bq/kg raw	
Rhubarb	Fukushima, Fukushima Pref.	Jun-22	CA	Cs137	1.0 Bq/kg raw	± 0.06 Bq/kg raw	1.0	Cs137	Bq/kg raw	
				Cs134	— Bq/kg raw	± — Bq/kg raw		Cs134	Bq/kg raw	
Strawberry	Kawauchi, Futaba, Fukushima	May-22	CA	Cs137	— Bq/kg raw	± — Bq/kg raw	Under Minimum Limit of Detection	Cs137	0.09 Bq/kg raw	
				Cs134	— Bq/kg raw	± — Bq/kg raw		Cs134	Bq/kg raw	
Nameko mushroom	Otsuki, Koriyama, Fukushima	May-22	CA	Cs137	1.2 Bq/kg raw	± 0.05 Bq/kg raw	1.2	Cs137	Bq/kg raw	
				Cs134	— Bq/kg raw	± — Bq/kg raw		Cs134	Bq/kg raw	
Aburakogomi	Yonezawa, Yamagata	May-22	CA	Cs137	0.6 Bq/kg raw	± 0.1 Bq/kg raw	0.6	Cs137	Bq/kg raw	
				Cs134	— Bq/kg raw	± — Bq/kg raw		Cs134	Bq/kg raw	
Kogomi	Futaba, Fukushima	Apr-22	CA	Cs137	2.6 Bq/kg raw	± 0.1 Bq/kg raw	2.6	Cs137	Bq/kg raw	
				Cs134	— Bq/kg raw	± — Bq/kg raw		Cs134	Bq/kg raw	
Koshiabura	Nishikawa, Nishimurayama, Yamagata	May-22	CA	Cs137	4.1 Bq/kg raw	± 0.3 Bq/kg raw	4.1	Cs137	Bq/kg raw	
				Cs134	— Bq/kg raw	± — Bq/kg raw		Cs134	Bq/kg raw	
Hosta (cultivation)	Iitate, Soma, Fukushima	Jun-22	CA	Cs137	7.3 Bq/kg raw	± 0.2 Bq/kg raw	7.3	Cs137	Bq/kg raw	
				Cs134	— Bq/kg raw	± — Bq/kg raw		Cs134	Bq/kg raw	
Aralia sprout	Iwaki City	Apr-22	CA	Cs137	23.6 Bq/kg raw	± 0.4 Bq/kg raw	24.1	Cs137	Bq/kg raw	
				Cs134	0.5 Bq/kg raw	± 0.1 Bq/kg raw		Cs134	Bq/kg raw	
Warabi (cultivation)	Fukushima, Fukushima Pref.	Jun-22	CA	Cs137	2.7 Bq/kg raw	± 0.1 Bq/kg raw	2.7	Cs137	Bq/kg raw	
				Cs134	— Bq/kg raw	± — Bq/kg raw		Cs134	Bq/kg raw	
Butterbur	Nishigo, Nishishirakawa, Fukushima	Jun-22	CA	Cs137	4.7 Bq/kg raw	± 0.1 Bq/kg raw	4.8	Cs137	Bq/kg raw	
				Cs134	0.1 Bq/kg raw	± 0.04 Bq/kg raw		Cs134	Bq/kg raw	
Canola flower	Tenei, Iwase, Fukushima	Apr-22	CA	Cs137	2.0 Bq/kg raw	± 0.1 Bq/kg raw	2.0	Cs137	Bq/kg raw	
				Cs134	— Bq/kg raw	± — Bq/kg raw		Cs134	Bq/kg raw	
Udo	Iitate, Soma, Fukushima	Jun-22	CA	Cs137	5.9 Bq/kg raw	± 0.15 Bq/kg raw	6.0	Cs137	Bq/kg raw	
				Cs134	0.1 Bq/kg raw	± 0.04 Bq/kg raw		Cs134	Bq/kg raw	
Warabi (wild)	Tamura, Koriyama, Fukushima	May-22	OR	Cs137	2.3 Bq/kg raw	± 0.1 Bq/kg raw	2.3	Cs137	Bq/kg raw	
				Cs134	— Bq/kg raw	± — Bq/kg raw		Cs134	Bq/kg raw	
Koume	Fukushima, Fukushima Pref.	Jun-22	OR	Cs137	2.0 Bq/kg raw	± 0.5 Bq/kg raw	2.04	Cs137	Bq/kg raw	
				Cs134	0.04 Bq/kg raw	± 0.02 Bq/kg raw		Cs134	Bq/kg raw	

