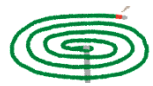




# Radiation Measurement Results of 175 Items in July





When samples include natural radionuclides we can't deny the possibility of their radiation value counted together in our results.

The list below only shows the measurement results of the samples brought in.

Radioactive contamination level may differ according to sampling points even within the same address.

## ★Gamma-ray

Measuring instrument		Feature	Guide to lower limit※
Na I Scintillation Spectrometer			
Product of ATOMTEX AT1320A	Product of BERTHOLD LB2045	· Gamma-ray spectrometer with Na I scintillation detector.	Food (Sample 1kg) Lower limit 1.0Bq/Kg
			Soil (Sample 1kg) Lower limit 2.5Bq/Kg
			Material (Sample 1kg) Lower limit 1.0Bq/Kg
			Water (Sample 20L) Lower limit 0.02Bq/L

※The lower limit varies depending on the sample weight and measurement time.

Measuring instrument: Na I Scintillation Spectrometer (Bq/kg raw: Weight of raw sample Bq/kg dry: Weight of dried sample)

Samples	Sampling Point	Sampling Month	Measurement Result		Uncertainty	Total Amount of Cesium	Minimum Limit of Detection	
Potato	Namie, Futaba, Fukushima	Jun-22	Cs137	—	Bq/kg raw ± — Bq/kg raw	Under Minimum Limit of Detection	Cs137	2.0 Bq/kg raw
			Cs134	—	Bq/kg raw ± — Bq/kg raw		Cs134	1.9 Bq/kg raw
Potato	Funehiki, Tamura, Fukushima	Jun-22	Cs137	—	Bq/kg raw ± — Bq/kg raw	Under Minimum Limit of Detection	Cs137	2.5 Bq/kg raw
			Cs134	—	Bq/kg raw ± — Bq/kg raw		Cs134	2.3 Bq/kg raw
Potato	Date, Date, Fukushima	Jun-22	Cs137	—	Bq/kg raw ± — Bq/kg raw	Under Minimum Limit of Detection	Cs137	1.4 Bq/kg raw
			Cs134	—	Bq/kg raw ± — Bq/kg raw		Cs134	1.1 Bq/kg raw
Potato	Date, Fukushima	Jun-22	Cs137	—	Bq/kg raw ± — Bq/kg raw	Under Minimum Limit of Detection	Cs137	1.8 Bq/kg raw
			Cs134	—	Bq/kg raw ± — Bq/kg raw		Cs134	1.6 Bq/kg raw
Potato	Sakura, Tochigi	Jun-22	Cs137	—	Bq/kg raw ± — Bq/kg raw	Under Minimum Limit of Detection	Cs137	2.4 Bq/kg raw
			Cs134	—	Bq/kg raw ± — Bq/kg raw		Cs134	2.2 Bq/kg raw
Potato	Hitachi, Ibaraki	Jul-22	Cs137	—	Bq/kg raw ± — Bq/kg raw	Under Minimum Limit of Detection	Cs137	1.8 Bq/kg raw
			Cs134	—	Bq/kg raw ± — Bq/kg raw		Cs134	1.7 Bq/kg raw
Carrot	Sakura, Tochigi	Jun-22	Cs137	—	Bq/kg raw ± — Bq/kg raw	Under Minimum Limit of Detection	Cs137	2.4 Bq/kg raw
			Cs134	—	Bq/kg raw ± — Bq/kg raw		Cs134	2.3 Bq/kg raw
Japanese white radish(pulp)	Koriyama, Fukushima	Jun-22	Cs137	—	Bq/kg raw ± — Bq/kg raw	Under Minimum Limit of Detection	Cs137	2.4 Bq/kg raw
			Cs134	—	Bq/kg raw ± — Bq/kg raw		Cs134	2.2 Bq/kg raw
Japanese white radish(leaves)	Koriyama, Fukushima	Jun-22	Cs137	—	Bq/kg raw ± — Bq/kg raw	Under Minimum Limit of Detection	Cs137	4.0 Bq/kg raw
			Cs134	—	Bq/kg raw ± — Bq/kg raw		Cs134	3.2 Bq/kg raw
Japanese white radish(pulp)	Hitachi, Ibaraki	Jul-22	Cs137	—	Bq/kg raw ± — Bq/kg raw	Under Minimum Limit of Detection	Cs137	2.6 Bq/kg raw
			Cs134	—	Bq/kg raw ± — Bq/kg raw		Cs134	2.4 Bq/kg raw
Dried Japanese white radish	Miharu, Tamura, Fukushima	Jun-22	Cs137	14.1	Bq/kg raw ± 3.5 Bq/kg raw	14.1	Cs137	3.2 Bq/kg raw
			Cs134	—	Bq/kg raw ± — Bq/kg raw		Cs134	2.5 Bq/kg raw
Eggplant	Minamisoma, Fukushima	Jun-22	Cs137	—	Bq/kg raw ± — Bq/kg raw	Under Minimum Limit of Detection	Cs137	3.4 Bq/kg raw
			Cs134	—	Bq/kg raw ± — Bq/kg raw		Cs134	3.2 Bq/kg raw
Eggplant	Tsukidate, Date, Fukushima	Jul-22	Cs137	—	Bq/kg raw ± — Bq/kg raw	Under Minimum Limit of Detection	Cs137	2.9 Bq/kg raw
			Cs134	—	Bq/kg raw ± — Bq/kg raw		Cs134	2.7 Bq/kg raw
Eggplant	Yamamoto, Watari, Miyagi	Jul-22	Cs137	—	Bq/kg raw ± — Bq/kg raw	Under Minimum Limit of Detection	Cs137	3.0 Bq/kg raw
			Cs134	—	Bq/kg raw ± — Bq/kg raw		Cs134	2.8 Bq/kg raw
Cucumber	Minamisoma, Fukushima	Jun-22	Cs137	—	Bq/kg raw ± — Bq/kg raw	Under Minimum Limit of Detection	Cs137	2.7 Bq/kg raw
			Cs134	—	Bq/kg raw ± — Bq/kg raw		Cs134	2.6 Bq/kg raw
Cucumber	Ryouzen, Date, Fukushima	Jul-22	Cs137	—	Bq/kg raw ± — Bq/kg raw	Under Minimum Limit of Detection	Cs137	2.4 Bq/kg raw
			Cs134	—	Bq/kg raw ± — Bq/kg raw		Cs134	2.2 Bq/kg raw
Cucumber	Hitachi, Ibaraki	Jul-22	Cs137	—	Bq/kg raw ± — Bq/kg raw	Under Minimum Limit of Detection	Cs137	2.3 Bq/kg raw
			Cs134	—	Bq/kg raw ± — Bq/kg raw		Cs134	2.1 Bq/kg raw

※"—" used in Measurement Result and Uncertainty shows that the value is below the detection limit.

But it does not necessary mean 0(zero)Bq/kg.

★Gamma-ray

(Bq/kg raw:Weight of raw sample Bq/kg dry:Weight of dried sample)

Samples	Sampling Point	Sampling Month	Measurement Result		Uncertainty		Total Amount of Cesium	Minimum Limit of Detection				
			Cs137	Cs134	±	—		Cs137	Cs134			
Zucchini	Ryouzen, Date, Fukushima	Jul-22	Cs137	—	Bq/kg raw	±	—	Bq/kg raw	Under Minimum Limit of Detection	Cs137	2.2	Bq/kg raw
			Cs134	—	Bq/kg raw	±	—	Bq/kg raw		Cs134	2.1	Bq/kg raw
Zucchini	Kori, Date, Fukushima.	Jun-22	Cs137	—	Bq/kg raw	±	—	Bq/kg raw	Under Minimum Limit of Detection	Cs137	2.3	Bq/kg raw
			Cs134	—	Bq/kg raw	±	—	Bq/kg raw		Cs134	2.1	Bq/kg raw
Zucchini	Hitachi, Ibaraki	Jul-22	Cs137	—	Bq/kg raw	±	—	Bq/kg raw	Under Minimum Limit of Detection	Cs137	2.5	Bq/kg raw
			Cs134	—	Bq/kg raw	±	—	Bq/kg raw		Cs134	2.4	Bq/kg raw
Common bean	Aizuwakamatsu, Fukushima	Jul-22	Cs137	—	Bq/kg raw	±	—	Bq/kg raw	Under Minimum Limit of Detection	Cs137	1.9	Bq/kg raw
			Cs134	—	Bq/kg raw	±	—	Bq/kg raw		Cs134	1.5	Bq/kg raw
String beans	Hitachi, Ibaraki	Jul-22	Cs137	—	Bq/kg raw	±	—	Bq/kg raw	Under Minimum Limit of Detection	Cs137	1.9	Bq/kg raw
			Cs134	—	Bq/kg raw	±	—	Bq/kg raw		Cs134	1.8	Bq/kg raw
Pumpkin	Otsuki, Koriyama, Fukushima	Jun-22	Cs137	—	Bq/kg raw	±	—	Bq/kg raw	Under Minimum Limit of Detection	Cs137	2.2	Bq/kg raw
			Cs134	—	Bq/kg raw	±	—	Bq/kg raw		Cs134	2.1	Bq/kg raw
Cabbage	Namie, Futaba, Fukushima	Jun-22	Cs137	—	Bq/kg raw	±	—	Bq/kg raw	Under Minimum Limit of Detection	Cs137	3.1	Bq/kg raw
			Cs134	—	Bq/kg raw	±	—	Bq/kg raw		Cs134	2.9	Bq/kg raw
Cabbage	Hitachi, Ibaraki	Jul-22	Cs137	—	Bq/kg raw	±	—	Bq/kg raw	Under Minimum Limit of Detection	Cs137	3.4	Bq/kg raw
			Cs134	—	Bq/kg raw	±	—	Bq/kg raw		Cs134	3.1	Bq/kg raw
Cabbage	Sakura, Tochigi	Jun-22	Cs137	—	Bq/kg raw	±	—	Bq/kg raw	Under Minimum Limit of Detection	Cs137	2.5	Bq/kg raw
			Cs134	—	Bq/kg raw	±	—	Bq/kg raw		Cs134	2.3	Bq/kg raw
Spinach	Inawashiro, Yama, Fukushima	Jul-22	Cs137	—	Bq/kg raw	±	—	Bq/kg raw	Under Minimum Limit of Detection	Cs137	2.0	Bq/kg raw
			Cs134	—	Bq/kg raw	±	—	Bq/kg raw		Cs134	1.6	Bq/kg raw
Japanese mustard spinach	Watari, Watari, Miyagi	Jul-22	Cs137	—	Bq/kg raw	±	—	Bq/kg raw	Under Minimum Limit of Detection	Cs137	2.9	Bq/kg raw
			Cs134	—	Bq/kg raw	±	—	Bq/kg raw		Cs134	2.7	Bq/kg raw
Malabar spinach	Yanagawa, Date, Fukushima	Jul-22	Cs137	—	Bq/kg raw	±	—	Bq/kg raw	Under Minimum Limit of Detection	Cs137	1.5	Bq/kg raw
			Cs134	—	Bq/kg raw	±	—	Bq/kg raw		Cs134	1.2	Bq/kg raw
Malabar spinach	Aizuwakamatsu, Fukushima	Jul-22	Cs137	—	Bq/kg raw	±	—	Bq/kg raw	Under Minimum Limit of Detection	Cs137	2.0	Bq/kg raw
			Cs134	—	Bq/kg raw	±	—	Bq/kg raw		Cs134	1.6	Bq/kg raw
Cauliflower	Kori, Date, Fukushima.	Jun-22	Cs137	—	Bq/kg raw	±	—	Bq/kg raw	Under Minimum Limit of Detection	Cs137	2.6	Bq/kg raw
			Cs134	—	Bq/kg raw	±	—	Bq/kg raw		Cs134	2.4	Bq/kg raw
Colinkey	Yanagawa, Date, Fukushima	Jul-22	Cs137	—	Bq/kg raw	±	—	Bq/kg raw	Under Minimum Limit of Detection	Cs137	1.9	Bq/kg raw
			Cs134	—	Bq/kg raw	±	—	Bq/kg raw		Cs134	1.4	Bq/kg raw
Colinkey	Aizuwakamatsu, Fukushima	Jul-22	Cs137	—	Bq/kg raw	±	—	Bq/kg raw	Under Minimum Limit of Detection	Cs137	1.9	Bq/kg raw
			Cs134	—	Bq/kg raw	±	—	Bq/kg raw		Cs134	1.5	Bq/kg raw
Burdock	Tamura, Koriyama, Fukushima	Jun-22	Cs137	—	Bq/kg raw	±	—	Bq/kg raw	Under Minimum Limit of Detection	Cs137	2.1	Bq/kg raw
			Cs134	—	Bq/kg raw	±	—	Bq/kg raw		Cs134	1.7	Bq/kg raw
Leek	Aizuwakamatsu, Fukushima	Jul-22	Cs137	—	Bq/kg raw	±	—	Bq/kg raw	Under Minimum Limit of Detection	Cs137	1.6	Bq/kg raw
			Cs134	—	Bq/kg raw	±	—	Bq/kg raw		Cs134	1.2	Bq/kg raw
Small green onion	Kikuta, Koriyama, Fukushima	Jun-22	Cs137	—	Bq/kg raw	±	—	Bq/kg raw	Under Minimum Limit of Detection	Cs137	1.9	Bq/kg raw
			Cs134	—	Bq/kg raw	±	—	Bq/kg raw		Cs134	1.5	Bq/kg raw
Red perilla	Mihota, Koriyama, Fukushima	Jun-22	Cs137	—	Bq/kg raw	±	—	Bq/kg raw	Under Minimum Limit of Detection	Cs137	4.7	Bq/kg raw
			Cs134	—	Bq/kg raw	±	—	Bq/kg raw		Cs134	4.4	Bq/kg raw
Perilla	Hitachi, Ibaraki	Jul-22	Cs137	—	Bq/kg raw	±	—	Bq/kg raw	Under Minimum Limit of Detection	Cs137	4.4	Bq/kg raw
			Cs134	—	Bq/kg raw	±	—	Bq/kg raw		Cs134	4.1	Bq/kg raw
Scallion	Tamura, Koriyama, Fukushima	Jun-22	Cs137	—	Bq/kg raw	±	—	Bq/kg raw	Under Minimum Limit of Detection	Cs137	2.6	Bq/kg raw
			Cs134	—	Bq/kg raw	±	—	Bq/kg raw		Cs134	2.4	Bq/kg raw
Kohlrabi	Fukushima, Fukushima Pref.	Jun-22	Cs137	—	Bq/kg raw	±	—	Bq/kg raw	Under Minimum Limit of Detection	Cs137	2.1	Bq/kg raw
			Cs134	—	Bq/kg raw	±	—	Bq/kg raw		Cs134	1.7	Bq/kg raw
Corn	Watari, Watari, Miyagi	Jul-22	Cs137	—	Bq/kg raw	±	—	Bq/kg raw	Under Minimum Limit of Detection	Cs137	1.2	Bq/kg raw
			Cs134	—	Bq/kg raw	±	—	Bq/kg raw		Cs134	1.0	Bq/kg raw

※"\_" used in Measurement Result and Uncertainty shows that the value is below the detection limit.

But it does not necessary mean 0(zero)Bq/kg.



★Gamma-ray

(Bq/kg raw:Weight of raw sample Bq/kg dry:Weight of dried sample)

Samples	Sampling Point	Sampling Month	Measurement Result		Uncertainty		Total Amount of Cesium	Minimum Limit of Detection			
			Cs137	Cs134	±	±		Cs137	Cs134		
Tomato	Minamisoma, Fukushima	Jun-22	Cs137	—	Bq/kg raw	±	—	Under Minimum Limit of Detection	Cs137	1.7	Bq/kg raw
			Cs134	—	Bq/kg raw	±	—		Cs134	1.6	Bq/kg raw
Tomato	Ryouzen, Date, Fukushima	Jul-22	Cs137	—	Bq/kg raw	±	—	Under Minimum Limit of Detection	Cs137	3.8	Bq/kg raw
			Cs134	—	Bq/kg raw	±	—		Cs134	3.6	Bq/kg raw
Soybeans	Nishigo, Nishishirakawa, Fukushima	Jun-22	Cs137	17.7	Bq/kg raw	±	3.1	17.7	Cs137	1.7	Bq/kg raw
			Cs134	—	Bq/kg raw	±	—		Cs134	1.4	Bq/kg raw
Green soybean	Fukushima, Fukushima Pref.	May-22	Cs137	28.0	Bq/kg raw	±	3.4	28.0	Cs137	1.4	Bq/kg raw
			Cs134	—	Bq/kg raw	±	—		Cs134	1.1	Bq/kg raw
Ume	Okuma, Futaba, Fukushima	Jun-22	Cs137	34.0	Bq/kg raw	±	7.1	34.0	Cs137	2.6	Bq/kg raw
			Cs134	—	Bq/kg raw	±	—		Cs134	2.4	Bq/kg raw
Ume	Fukushima Pref.	Jun-22	Cs137	7.8	Bq/kg raw	±	2.0	7.8	Cs137	1.9	Bq/kg raw
			Cs134	—	Bq/kg raw	±	—		Cs134	1.8	Bq/kg raw
Raw ume	Koriyama, Fukushima	Jun-22	Cs137	—	Bq/kg raw	±	—	Under Minimum Limit of Detection	Cs137	2.3	Bq/kg raw
			Cs134	—	Bq/kg raw	±	—		Cs134	2.1	Bq/kg raw
Blueberry	Miharu, Tamura, Fukushima	Jun-22	Cs137	—	Bq/kg raw	±	—	Under Minimum Limit of Detection	Cs137	1.9	Bq/kg raw
			Cs134	—	Bq/kg raw	±	—		Cs134	1.6	Bq/kg raw
Plum	Hobara, Date, Fukushima	Jul-22	Cs137	—	Bq/kg raw	±	—	Under Minimum Limit of Detection	Cs137	1.6	Bq/kg raw
			Cs134	—	Bq/kg raw	±	—		Cs134	1.4	Bq/kg raw
Warabi(wild)	Minamiaizu, Fukushima	Jun-22	Cs137	—	Bq/kg raw	±	—	Under Minimum Limit of Detection	Cs137	1.7	Bq/kg raw
			Cs134	—	Bq/kg raw	±	—		Cs134	1.4	Bq/kg raw
Shitake mushroom log grown(dried)	Yamatsuri, Higashishirakawa, Fukushima	Jun-22	Cs137	65.9	Bq/kg raw	±	10.8	65.9	Cs137	7.9	Bq/kg raw
			Cs134	—	Bq/kg raw	±	—		Cs134	6.2	Bq/kg raw
Shitake mushroom log grown(dried)	Tamura, Koriyama, Fukushima	Jun-22	Cs137	46.1	Bq/kg raw	±	9.4	46.1	Cs137	8.3	Bq/kg raw
			Cs134	—	Bq/kg raw	±	—		Cs134	6.3	Bq/kg raw
Dried shiitake mushroom	Shirakawa, Fukushima	Jun-22	Cs137	8.3	Bq/kg raw	±	5.0	8.3	Cs137	6.3	Bq/kg raw
			Cs134	—	Bq/kg raw	±	—		Cs134	5.0	Bq/kg raw
Shitake mushroom grown in bacteria-bed	Kurihara, Miyagi	Jul-22	Cs137	—	Bq/kg raw	±	—	Under Minimum Limit of Detection	Cs137	1.7	Bq/kg raw
			Cs134	—	Bq/kg raw	±	—		Cs134	1.5	Bq/kg raw
Eryngii mushroom	Iwaki City	Jun-22	Cs137	3.1	Bq/kg raw	±	1.7	3.1	Cs137	1.7	Bq/kg raw
			Cs134	—	Bq/kg raw	±	—		Cs134	1.1	Bq/kg raw
Rice miso	Kori, Date, Fukushima.	Jun-22	Cs137	—	Bq/kg raw	±	—	Under Minimum Limit of Detection	Cs137	1.3	Bq/kg raw
			Cs134	—	Bq/kg raw	±	—		Cs134	1.3	Bq/kg raw
Konjac	Ishikawa, Ishikawa, Fukushima	Jun-22	Cs137	—	Bq/kg raw	±	—	Under Minimum Limit of Detection	Cs137	2.2	Bq/kg raw
			Cs134	—	Bq/kg raw	±	—		Cs134	2.1	Bq/kg raw
Soy pulp	Tamura, Koriyama, Fukushima	Jun-22	Cs137	—	Bq/kg raw	±	—	Under Minimum Limit of Detection	Cs137	1.7	Bq/kg raw
			Cs134	—	Bq/kg raw	±	—		Cs134	1.6	Bq/kg raw
Buckwheat	Tamura, Fukushima	May-22	Cs137	—	Bq/kg raw	±	—	Under Minimum Limit of Detection	Cs137	1.2	Bq/kg raw
			Cs134	—	Bq/kg raw	±	—		Cs134	1.0	Bq/kg raw
Soil(in the park) under the bench	Hamanosaku Park Chuodai-takaku, Iwaki	Jun-22	Cs137	586.0	Bq/kg dry	±	59.6	602.4	Cs137	1.3	Bq/kg dry
			Cs134	16.4	Bq/kg dry	±	1.9		Cs134	1.5	Bq/kg dry
Soil (in the park)	Hamanosaku Park Chuodai-takaku, Iwaki	Jun-22	Cs137	542.0	Bq/kg dry	±	56.5	563.1	Cs137	2.6	Bq/kg dry
			Cs134	21.1	Bq/kg dry	±	2.7		Cs134	2.9	Bq/kg dry
Soil (in the park)	Hamanosaku Park Chuodai-takaku, Iwaki	Jun-22	Cs137	312.0	Bq/kg dry	±	32.2	320.9	Cs137	1.4	Bq/kg dry
			Cs134	8.9	Bq/kg dry	±	1.3		Cs134	1.7	Bq/kg dry
Soil (in the park)	Hamanosaku Park Chuodai-takaku, Iwaki	Jun-22	Cs137	123.0	Bq/kg dry	±	12.9	127.2	Cs137	1.1	Bq/kg dry
			Cs134	4.2	Bq/kg dry	±	0.7		Cs134	1.4	Bq/kg dry
Soil (in the park)	Hamanosaku Park Chuodai-takaku, Iwaki	Jun-22	Cs137	72.5	Bq/kg dry	±	8.7	72.5	Cs137	1.5	Bq/kg dry
			Cs134	—	Bq/kg dry	±	—		Cs134	2.0	Bq/kg dry

※"\_" used in Measurement Result and Uncertainty shows that the value is below the detection limit.

But it does not necessary mean 0(zero)Bq/kg.



★Gamma-ray

(Bq/kg raw:Weight of raw sample Bq/kg dry:Weight of dried sample)

Samples	Sampling Point	Sampling Month	Measurement Result		Uncertainty		Total Amount of Cesium	Minimum Limit of Detection	
Soil (in the park)	Hamanosaku Park Chuodai-takaku, Iwaki	Jun-22	Cs137	38.4 Bq/kg dry	± 4.5 Bq/kg dry	38.4	Cs137	1.7 Bq/kg dry	
			Cs134	— Bq/kg dry	± — Bq/kg dry		Cs134	2.1 Bq/kg dry	
Soil(in the park) under the slide	Hamanosaku Park Chuodai-takaku, Iwaki	Jun-22	Cs137	33.3 Bq/kg dry	± 3.7 Bq/kg dry	33.3	Cs137	1.2 Bq/kg dry	
			Cs134	— Bq/kg dry	± — Bq/kg dry		Cs134	1.4 Bq/kg dry	
Soil(in the park) under the swing	Hamanosaku Park Chuodai-takaku, Iwaki	Jun-22	Cs137	22.0 Bq/kg dry	± 2.7 Bq/kg dry	22.0	Cs137	1.9 Bq/kg dry	
			Cs134	— Bq/kg dry	± — Bq/kg dry		Cs134	2.2 Bq/kg dry	
Soil(in the park) under the rest area	Hamanosaku Park Chuodai-takaku, Iwaki	Jun-22	Cs137	4.8 Bq/kg dry	± 0.8 Bq/kg dry	4.8	Cs137	1.9 Bq/kg dry	
			Cs134	— Bq/kg dry	± — Bq/kg dry		Cs134	2.3 Bq/kg dry	
Soil (in the park)	Furunuma Park Chuodai-takaku, Iwaki	Jun-22	Cs137	1660.0 Bq/kg dry	± 168.0 Bq/kg dry	1707.7	Cs137	2.1 Bq/kg dry	
			Cs134	47.7 Bq/kg dry	± 5.3 Bq/kg dry		Cs134	2.1 Bq/kg dry	
Soil (in the park)	Furunuma Park Chuodai-takaku, Iwaki	Jun-22	Cs137	610.0 Bq/kg dry	± 62.3 Bq/kg dry	625.3	Cs137	1.6 Bq/kg dry	
			Cs134	15.3 Bq/kg dry	± 1.9 Bq/kg dry		Cs134	1.8 Bq/kg dry	
Soil (in the park)	Furunuma Park Chuodai-takaku, Iwaki	Jun-22	Cs137	567.0 Bq/kg dry	± 58.6 Bq/kg dry	587.3	Cs137	2.2 Bq/kg dry	
			Cs134	20.3 Bq/kg dry	± 2.5 Bq/kg dry		Cs134	2.5 Bq/kg dry	
Soil(in the park) under the slide	Furunuma Park Chuodai-takaku, Iwaki	Jun-22	Cs137	504.0 Bq/kg dry	± 51.8 Bq/kg dry	519.9	Cs137	2.1 Bq/kg dry	
			Cs134	15.9 Bq/kg dry	± 2.1 Bq/kg dry		Cs134	2.3 Bq/kg dry	
Soil (in the park)	Furunuma Park Chuodai-takaku, Iwaki	Jun-22	Cs137	375.0 Bq/kg dry	± 39.3 Bq/kg dry	384.7	Cs137	2.3 Bq/kg dry	
			Cs134	9.7 Bq/kg dry	± 1.5 Bq/kg dry		Cs134	2.9 Bq/kg dry	
Soil(in the park) under the monkey bars	Furunuma Park Chuodai-takaku, Iwaki	Jun-22	Cs137	167.0 Bq/kg dry	± 17.3 Bq/kg dry	170.8	Cs137	1.0 Bq/kg dry	
			Cs134	3.8 Bq/kg dry	± 0.6 Bq/kg dry		Cs134	1.3 Bq/kg dry	
Soil(in the park) under the obstacle course	Furunuma Park Chuodai-takaku, Iwaki	Jun-22	Cs137	126.0 Bq/kg dry	± 13.2 Bq/kg dry	128.4	Cs137	1.0 Bq/kg dry	
			Cs134	2.4 Bq/kg dry	± 0.5 Bq/kg dry		Cs134	1.2 Bq/kg dry	
Soil(in the park) under the basketball goal	Furunuma Park Chuodai-takaku, Iwaki	Jun-22	Cs137	89.1 Bq/kg dry	± 9.8 Bq/kg dry	89.1	Cs137	2.5 Bq/kg dry	
			Cs134	— Bq/kg dry	± — Bq/kg dry		Cs134	2.2 Bq/kg dry	
Soil(in the park) under the animal seesaw	Furunuma Park Chuodai-takaku, Iwaki	Jun-22	Cs137	82.2 Bq/kg dry	± 9.3 Bq/kg dry	82.2	Cs137	3.2 Bq/kg dry	
			Cs134	— Bq/kg dry	± — Bq/kg dry		Cs134	2.9 Bq/kg dry	
Soil(in the park) under the balance beam	Furunuma Park Chuodai-takaku, Iwaki	Jun-22	Cs137	64.1 Bq/kg dry	± 6.8 Bq/kg dry	65.8	Cs137	1.0 Bq/kg dry	
			Cs134	1.7 Bq/kg dry	± 0.4 Bq/kg dry		Cs134	1.2 Bq/kg dry	
Soil(in the park) under the swing	Furunuma Park Chuodai-takaku, Iwaki	Jun-22	Cs137	— Bq/kg dry	± — Bq/kg dry	Under Minimum Limit of Detection	Cs137	1.1 Bq/kg dry	
			Cs134	— Bq/kg dry	± — Bq/kg dry		Cs134	1.4 Bq/kg dry	
Soil(in the park) under the flower bed	Otsurugi Park② Shimogawa, Izumi, Iwaki	Jun-22	Cs137	2820.0 Bq/kg dry	± 285.0 Bq/kg dry	2904.2	Cs137	2.6 Bq/kg dry	
			Cs134	84.2 Bq/kg dry	± 9.0 Bq/kg dry		Cs134	2.5 Bq/kg dry	
Soil (in the park)	Otsurugi Park② Shimogawa, Izumi, Iwaki	Jun-22	Cs137	2180.0 Bq/kg dry	± 22.2 Bq/kg dry	2245.5	Cs137	3.8 Bq/kg dry	
			Cs134	65.5 Bq/kg dry	± 7.5 Bq/kg dry		Cs134	3.9 Bq/kg dry	
Soil (in the park)	Otsurugi Park② Shimogawa, Izumi, Iwaki	Jun-22	Cs137	2130.0 Bq/kg dry	± 216.0 Bq/kg dry	2182.4	Cs137	2.4 Bq/kg dry	
			Cs134	52.4 Bq/kg dry	± 5.8 Bq/kg dry		Cs134	2.3 Bq/kg dry	
Soil (in the park)	Otsurugi Park② Shimogawa, Izumi, Iwaki	Jun-22	Cs137	1370.0 Bq/kg dry	± 139.0 Bq/kg dry	1409.2	Cs137	2.0 Bq/kg dry	
			Cs134	39.2 Bq/kg dry	± 4.4 Bq/kg dry		Cs134	2.0 Bq/kg dry	
Soil (in the park)	Otsurugi Park② Shimogawa, Izumi, Iwaki	Jun-22	Cs137	1290.0 Bq/kg dry	± 132.0 Bq/kg dry	1334.4	Cs137	3.2 Bq/kg dry	
			Cs134	44.4 Bq/kg dry	± 5.2 Bq/kg dry		Cs134	3.2 Bq/kg dry	
Soil(in the park) under the flower bed	Otsurugi Park② Shimogawa, Izumi, Iwaki	Jun-22	Cs137	870.0 Bq/kg dry	± 89.3 Bq/kg dry	895.8	Cs137	2.8 Bq/kg dry	
			Cs134	25.8 Bq/kg dry	± 3.4 Bq/kg dry		Cs134	3.2 Bq/kg dry	
Soil (in the park)	Otsurugi Park② Shimogawa, Izumi, Iwaki	Jun-22	Cs137	852.0 Bq/kg dry	± 87.9 Bq/kg dry	876.7	Cs137	3.2 Bq/kg dry	
			Cs134	24.7 Bq/kg dry	± 3.3 Bq/kg dry		Cs134	3.5 Bq/kg dry	
Soil(in the park) under the bench	Otsurugi Park② Shimogawa, Izumi, Iwaki	Jun-22	Cs137	626.0 Bq/kg dry	± 63.7 Bq/kg dry	641.7	Cs137	1.4 Bq/kg dry	
			Cs134	15.7 Bq/kg dry	± 1.9 Bq/kg dry		Cs134	1.5 Bq/kg dry	
Soil(in the park) under the flower bed	Otsurugi Park② Shimogawa, Izumi, Iwaki	Jun-22	Cs137	605.0 Bq/kg dry	± 63.0 Bq/kg dry	627.5	Cs137	2.5 Bq/kg dry	
			Cs134	22.5 Bq/kg dry	± 2.8 Bq/kg dry		Cs134	2.7 Bq/kg dry	

※"—" used in Measurement Result and Uncertainty shows that the value is below the detection limit.

But it does not necessary mean 0(zero)Bq/kg.



★Gamma-ray

(Bq/kg raw:Weight of raw sample Bq/kg dry:Weight of dried sample)

Samples	Sampling Point	Sampling Month	Measurement Result		Uncertainty		Total Amount of Cesium	Minimum Limit of Detection	
Soil(in the park) under the tire playset	Otsurugi Park② Shimogawa, Izumi, Iwaki	Jun-22	Cs137	407.0 Bq/kg dry	± 42.6 Bq/kg dry	417.2	Cs137	2.3 Bq/kg dry	
			Cs134	10.2 Bq/kg dry	± 1.7 Bq/kg dry		Cs134	2.8 Bq/kg dry	
Soil (in the park)	Otsurugi Park② Shimogawa, Izumi, Iwaki	Jun-22	Cs137	148.0 Bq/kg dry	± 15.5 Bq/kg dry	152.1	Cs137	1.2 Bq/kg dry	
			Cs134	4.1 Bq/kg dry	± 0.7 Bq/kg dry		Cs134	1.5 Bq/kg dry	
Soil(in the park) under the bench	Otsurugi Park② Shimogawa, Izumi, Iwaki	Jun-22	Cs137	117.0 Bq/kg dry	± 12.9 Bq/kg dry	121.0	Cs137	2.0 Bq/kg dry	
			Cs134	4.0 Bq/kg dry	± 1.0 Bq/kg dry		Cs134	2.6 Bq/kg dry	
Soil(in the park) under the bench	Otsurugi Park② Shimogawa, Izumi, Iwaki	Jun-22	Cs137	64.5 Bq/kg dry	± 7.3 Bq/kg dry	64.5	Cs137	2.5 Bq/kg dry	
			Cs134	— Bq/kg dry	± — Bq/kg dry		Cs134	2.3 Bq/kg dry	
Soil (in the park)	Otsurugi Park② Shimogawa, Izumi, Iwaki	Jun-22	Cs137	— Bq/kg dry	± — Bq/kg dry	Under Minimum Limit of Detection	Cs137	1.3 Bq/kg dry	
			Cs134	— Bq/kg dry	± — Bq/kg dry		Cs134	1.2 Bq/kg dry	
Soil (in the park)	Otsurugi Park③ Shimogawa, Izumi, Iwaki	Jun-22	Cs137	6120.0 Bq/kg dry	± 621.0 Bq/kg dry	6308.0	Cs137	7.7 Bq/kg dry	
			Cs134	188.0 Bq/kg dry	± 20.7 Bq/kg dry		Cs134	7.3 Bq/kg dry	
Soil (in the park)	Otsurugi Park③ Shimogawa, Izumi, Iwaki	Jun-22	Cs137	1870.0 Bq/kg dry	± 189.0 Bq/kg dry	1918.7	Cs137	2.3 Bq/kg dry	
			Cs134	48.7 Bq/kg dry	± 5.5 Bq/kg dry		Cs134	2.3 Bq/kg dry	
Soil (in the park)	Otsurugi Park③ Shimogawa, Izumi, Iwaki	Jun-22	Cs137	981.0 Bq/kg dry	± 99.8 Bq/kg dry	1005.1	Cs137	1.8 Bq/kg dry	
			Cs134	24.1 Bq/kg dry	± 2.8 Bq/kg dry		Cs134	1.9 Bq/kg dry	
Soil(in the park) under the big tree	Otsurugi Park③ Shimogawa, Izumi, Iwaki	Jun-22	Cs137	655.0 Bq/kg dry	± 68.2 Bq/kg dry	679.0	Cs137	2.6 Bq/kg dry	
			Cs134	24.0 Bq/kg dry	± 3.0 Bq/kg dry		Cs134	3.2 Bq/kg dry	
Soil (in the park)	Otsurugi Park③ Shimogawa, Izumi, Iwaki	Jun-22	Cs137	523.0 Bq/kg dry	± 53.3 Bq/kg dry	538.0	Cs137	1.5 Bq/kg dry	
			Cs134	15.0 Bq/kg dry	± 1.9 Bq/kg dry		Cs134	1.6 Bq/kg dry	
Soil(in the park) under the bench	Otsurugi Park③ Shimogawa, Izumi, Iwaki	Jun-22	Cs137	356.0 Bq/kg dry	± 37.2 Bq/kg dry	366.2	Cs137	2.2 Bq/kg dry	
			Cs134	10.2 Bq/kg dry	± 1.6 Bq/kg dry		Cs134	2.5 Bq/kg dry	
Soil (in the park)	Otsurugi Park③ Shimogawa, Izumi, Iwaki	Jun-22	Cs137	298.0 Bq/kg dry	± 31.1 Bq/kg dry	305.5	Cs137	2.0 Bq/kg dry	
			Cs134	7.5 Bq/kg dry	± 1.3 Bq/kg dry		Cs134	2.4 Bq/kg dry	
Soil(in the park) under the animal playset	Otsurugi Park③ Shimogawa, Izumi, Iwaki	Jun-22	Cs137	251.0 Bq/kg dry	± 26.7 Bq/kg dry	258.7	Cs137	2.1 Bq/kg dry	
			Cs134	7.7 Bq/kg dry	± 1.4 Bq/kg dry		Cs134	2.5 Bq/kg dry	
Soil (in the park)	Otsurugi Park③ Shimogawa, Izumi, Iwaki	Jun-22	Cs137	244.0 Bq/kg dry	± 35.8 Bq/kg dry	248.4	Cs137	2.3 Bq/kg dry	
			Cs134	4.4 Bq/kg dry	± 1.3 Bq/kg dry		Cs134	2.8 Bq/kg dry	
Soil (in the park)	Otsurugi Park③ Shimogawa, Izumi, Iwaki	Jun-22	Cs137	178.0 Bq/kg dry	± 18.5 Bq/kg dry	183.5	Cs137	1.0 Bq/kg dry	
			Cs134	5.5 Bq/kg dry	± 0.9 Bq/kg dry		Cs134	1.3 Bq/kg dry	
Soil (in the park)	Otsurugi Park③ Shimogawa, Izumi, Iwaki	Jun-22	Cs137	169.0 Bq/kg dry	± 18.3 Bq/kg dry	174.9	Cs137	2.0 Bq/kg dry	
			Cs134	5.9 Bq/kg dry	± 1.2 Bq/kg dry		Cs134	2.5 Bq/kg dry	
Soil(in the park) Sandbox	Otsurugi Park③ Shimogawa, Izumi, Iwaki	Jun-22	Cs137	143.0 Bq/kg dry	± 14.8 Bq/kg dry	147.5	Cs137	0.8 Bq/kg dry	
			Cs134	4.5 Bq/kg dry	± 0.7 Bq/kg dry		Cs134	1.0 Bq/kg dry	
Soil(in the park) under the tree	Otsurugi Park③ Shimogawa, Izumi, Iwaki	Jun-22	Cs137	100.0 Bq/kg dry	± 11.1 Bq/kg dry	103.1	Cs137	2.0 Bq/kg dry	
			Cs134	3.1 Bq/kg dry	± 0.9 Bq/kg dry		Cs134	2.6 Bq/kg dry	
Soil(in the park) under the monkey bars	Otsurugi Park③ Shimogawa, Izumi, Iwaki	Jun-22	Cs137	80.5 Bq/kg dry	± 8.6 Bq/kg dry	82.7	Cs137	1.0 Bq/kg dry	
			Cs134	2.2 Bq/kg dry	± 0.5 Bq/kg dry		Cs134	1.3 Bq/kg dry	
Soil(in the park) under the swing	Otsurugi Park③ Shimogawa, Izumi, Iwaki	Jun-22	Cs137	78.4 Bq/kg dry	± 8.7 Bq/kg dry	80.8	Cs137	1.6 Bq/kg dry	
			Cs134	2.4 Bq/kg dry	± 0.7 Bq/kg dry		Cs134	2.0 Bq/kg dry	
Soil(in the park) under the seesaw	Otsurugi Park③ Shimogawa, Izumi, Iwaki	Jun-22	Cs137	36.4 Bq/kg dry	± 4.0 Bq/kg dry	36.4	Cs137	1.0 Bq/kg dry	
			Cs134	— Bq/kg dry	± — Bq/kg dry		Cs134	1.3 Bq/kg dry	
Vacuum cleaner dust	Miharu, Tamura, Fukushima	Jun-21	Cs137	130.5 Bq/kg raw	± 13.8 Bq/kg raw	130.5	Cs137	4.5 Bq/kg raw	
			Cs134	— Bq/kg raw	± — Bq/kg raw		Cs134	3.4 Bq/kg raw	
Vacuum cleaner dust	Miharu, Tamura, Fukushima	Jun-22	Cs137	106.4 Bq/kg raw	± 11.6 Bq/kg raw	106.4	Cs137	4.1 Bq/kg raw	
			Cs134	— Bq/kg raw	± — Bq/kg raw		Cs134	3.2 Bq/kg raw	
Vacuum cleaner dust	Funehiki, Tamura, Fukushima	Apr-22	Cs137	175.0 Bq/kg raw	± 22.2 Bq/kg raw	175.0	Cs137	7.8 Bq/kg raw	
			Cs134	— Bq/kg raw	± — Bq/kg raw		Cs134	6.7 Bq/kg raw	

※"—" used in Measurement Result and Uncertainty shows that the value is below the detection limit.

But it does not necessary mean 0(zero)Bq/kg.



★Gamma-ray

(Bq/kg raw:Weight of raw sample Bq/kg dry:Weight of dried sample)



Samples	Sampling Point	Sampling Month	Measurement Result	Uncertainty	Total Amount of Cesium	Minimum Limit of Detection		
Vacuum cleaner dust	Onahamahanabatake, Iwaki	Jul-22	Cs137	232.5 <small>Bq/kg raw</small>	± 23.8 <small>Bq/kg raw</small>	232.5	Cs137	6.7 <small>Bq/kg raw</small>
			Cs134	— <small>Bq/kg raw</small>	± — <small>Bq/kg raw</small>		Cs134	5.2 <small>Bq/kg raw</small>

※"\_" used in Measurement Result and Uncertainty shows that the value is below the detection limit.

But it does not necessary mean 0(zero)Bq/kg.



★Gamma-ray

Measuring instrument		Feature	Guide to lower limit※
Germanium Semiconductor detector			
ORTEC GEM30-70	CANBERRA GC4020	・ Radioactivity measurement series. Quantitative analysis based on "Gamma-ray spectrometry with germanium semiconductor detector." ・ ORTEC GEM30-70 Relative efficiency 35% ・ CANBERRA GC4020 Relative efficiency 43%	Food (Sample 2kg) Lower limit 0.04Bq/Kg Soil (Sample 1kg) Lower limit 0.06Bq/Kg Material (Sample 1kg) Lower limit 0.06Bq/Kg Water (Sample 20L) Lower limit 0.001Bq/L
			

※The lower limit varies depending on the sample weight and measurement time.

Measuring instrument: Germanium Semiconductor detector (Bq/kg raw: Weight of raw sample Bq/kg dry: Weight of dried sample)

Samples	Sampling Point	Sampling Month	Measuring instrument type	Measurement Result		Uncertainty		Total Amount of Cesium	Minimum Limit of Detection	
Rice	Motomiya, Fukushima	Oct-21	CA	Cs137	0.5 Bq/kg raw	± 0.05 Bq/kg raw	0.5	Cs137	0.1 Bq/kg raw	
				Cs134	— Bq/kg raw	± — Bq/kg raw		Cs134	0.1 Bq/kg raw	
Rice	Nishigo, Nishishirakawa, Fukushima	Oct-21	CA	Cs137	0.4 Bq/kg raw	± 0.04 Bq/kg raw	0.4	Cs137	0.08 Bq/kg raw	
				Cs134	— Bq/kg raw	± — Bq/kg raw		Cs134	0.09 Bq/kg raw	
Rice	Akita Pref.	Oct-21	OR	Cs137	0.08 Bq/kg raw	± 0.02 Bq/kg raw	0.08	Cs137	0.04 Bq/kg raw	
				Cs134	— Bq/kg raw	± — Bq/kg raw		Cs134	0.06 Bq/kg raw	
Potato	Haramachi, Minamisoma, Fukushima	Jul-22	OR	Cs137	0.1 Bq/kg raw	± 0.04 Bq/kg raw	0.1	Cs137	0.09 Bq/kg raw	
				Cs134	— Bq/kg raw	± — Bq/kg raw		Cs134	0.09 Bq/kg raw	
Onion	Haramachi, Minamisoma, Fukushima	Jul-22	OR	Cs137	— Bq/kg raw	± — Bq/kg raw	Under Minimum Limit of Detection	Cs137	0.1 Bq/kg raw	
				Cs134	— Bq/kg raw	± — Bq/kg raw		Cs134	0.1 Bq/kg raw	
Onion	Onahamasumiyoshi, Iwaki	Jun-22	CA	Cs137	— Bq/kg raw	± — Bq/kg raw	Under Minimum Limit of Detection	Cs137	0.1 Bq/kg raw	
				Cs134	— Bq/kg raw	± — Bq/kg raw		Cs134	0.1 Bq/kg raw	
Garlic	Onahamasumiyoshi, Iwaki	Jun-22	OR	Cs137	— Bq/kg raw	± — Bq/kg raw	Under Minimum Limit of Detection	Cs137	0.5 Bq/kg raw	
				Cs134	— Bq/kg raw	± — Bq/kg raw		Cs134	0.6 Bq/kg raw	
Cherry tomato	Minamiaizu, Fukushima	Jun-22	CA	Cs137	— Bq/kg raw	± — Bq/kg raw	Under Minimum Limit of Detection	Cs137	0.5 Bq/kg raw	
				Cs134	— Bq/kg raw	± — Bq/kg raw		Cs134	0.6 Bq/kg raw	
Garland chrysanthemum	Hitachiota, Ibaraki	Jul-22	OR	Cs137	— Bq/kg raw	± — Bq/kg raw	Under Minimum Limit of Detection	Cs137	0.1 Bq/kg raw	
				Cs134	— Bq/kg raw	± — Bq/kg raw		Cs134	0.1 Bq/kg raw	
Japanese pepper	Katahira, Koriyama, Fukushima	Jun-22	OR	Cs137	4.5 Bq/kg raw	± 0.3 Bq/kg raw	4.5	Cs137	0.6 Bq/kg raw	
				Cs134	— Bq/kg raw	± — Bq/kg raw		Cs134	0.7 Bq/kg raw	
Powder of dried bonito	Japan (production)	Jul-22	OR	Cs137	0.12 Bq/kg raw	± 0.02 Bq/kg raw	0.12	Cs137	0.03 Bq/kg raw	
				Cs134	— Bq/kg raw	± — Bq/kg raw		Cs134	0.03 Bq/kg raw	
Herring	HaragamaPort/ Fukushima Pref.	Apr-22	CA	Cs137	0.3 Bq/kg raw	± 0.07 Bq/kg raw	0.3	Cs137	0.1 Bq/kg raw	
				Cs134	— Bq/kg raw	± — Bq/kg raw		Cs134	0.1 Bq/kg raw	
Brown hakeling	HaragamaPort/ Fukushima Pref.	Apr-22	CA	Cs137	0.2 Bq/kg raw	± 0.1 Bq/kg raw	0.2	Cs137	0.2 Bq/kg raw	
				Cs134	— Bq/kg raw	± — Bq/kg raw		Cs134	0.2 Bq/kg raw	
White rockfish	Off the coast of Soma/ Fukushima Pref.	Apr-22	CA	Cs137	0.6 Bq/kg raw	± 0.1 Bq/kg raw	0.6	Cs137	0.2 Bq/kg raw	
				Cs134	— Bq/kg raw	± — Bq/kg raw		Cs134	0.2 Bq/kg raw	
Sea bass	Hisanohama Port/ Iwaki City	May-22	OR	Cs137	0.6 Bq/kg raw	± 0.1 Bq/kg raw	0.6	Cs137	0.2 Bq/kg raw	
				Cs134	— Bq/kg raw	± — Bq/kg raw		Cs134	0.2 Bq/kg raw	
Mackerel	Ena Port/ Iwaki City	Jun-22	CA	Cs137	0.3 Bq/kg raw	± 0.1 Bq/kg raw	0.3	Cs137	0.1 Bq/kg raw	
				Cs134	— Bq/kg raw	± — Bq/kg raw		Cs134	0.1 Bq/kg raw	
Chestnut octopus	HaragamaPort/ Fukushima Pref.	Apr-22	CA	Cs137	0.2 Bq/kg raw	± 0.07 Bq/kg raw	0.2	Cs137	0.1 Bq/kg raw	
				Cs134	— Bq/kg raw	± — Bq/kg raw		Cs134	0.1 Bq/kg raw	
Mimika bobtail squid	HaragamaPort/ Fukushima Pref.	Jun-22	OR	Cs137	— Bq/kg raw	± — Bq/kg raw	Under Minimum Limit of Detection	Cs137	0.2 Bq/kg raw	
				Cs134	— Bq/kg raw	± — Bq/kg raw		Cs134	0.3 Bq/kg raw	
Well water	Okuma, Futaba, Fukushima	Jul-22	OR	Cs137	0.002 Bq/L	± 0.0004 Bq/L	0.002	Cs137	0.0009 Bq/L	
				Cs134	— Bq/L	± — Bq/L		Cs134	0.001 Bq/L	
Tap water	Odaka, Minamisoma, Fukushima	Jul-22	OR	Cs137	— Bq/L	± — Bq/L	Under Minimum Limit of Detection	Cs137	0.001 Bq/L	
				Cs134	— Bq/L	± — Bq/L		Cs134	0.001 Bq/L	

※"\_"used in Measurement Result and Uncertainty shows that the value is below the detection limit.

But it does not necessary mean 0(zero)Bq/kg.

Samples	Sampling Point	Sampling Month	Measuring instrument type	Measurement Result		Uncertainty		Total Amount of Cesium	Minimum Limit of Detection		
Tap water	Tadami, Minamiaizu, Fukushima	Jun-22	CA	Cs137	— Bq/L	±	— Bq/L	Under Minimum Limit of Detection	Cs137	0.001	Bq/L
				Cs134	— Bq/L	±	— Bq/L		Cs134	0.001	Bq/L
Tap water	Hitachiota, Ibaraki	Jul-22	CA	Cs137	— Bq/L	±	— Bq/L	Under Minimum Limit of Detection	Cs137	0.001	Bq/L
				Cs134	— Bq/L	±	— Bq/L		Cs134	0.001	Bq/L
River water (surface)	River Fuzawa/ Fukushima Pref.	Jun-22	CA	Cs137	— Bq/L	±	— Bq/L	Under Minimum Limit of Detection	Cs137	0.001	Bq/L
				Cs134	— Bq/L	±	— Bq/L		Cs134	0.001	Bq/L
Sea water (surface)	Soma Port/ Fukushima Pref.	Jun-22	OR	Cs137	0.006 Bq/L	±	0.0006 Bq/L	0.006	Cs137	0.001	Bq/L
				Cs134	— Bq/L	±	— Bq/L		Cs134	0.001	Bq/L
Sea water (surface)	Murakami Coast/ Fukushima Pref.	Jun-22	OR	Cs137	0.009 Bq/L	±	0.0006 Bq/L	0.009	Cs137	0.001	Bq/L
				Cs134	— Bq/L	±	— Bq/L		Cs134	0.001	Bq/L
Sea water (surface)	Ukedo Port/ Fukushima Pref.	Jun-22	OR	Cs137	0.017 Bq/L	±	0.0007 Bq/L	0.017	Cs137	0.0009	Bq/L
				Cs134	— Bq/L	±	— Bq/L		Cs134	0.001	Bq/L
Sea water (surface)	Futaba Beach/ Fukushima Pref.	Jun-22	OR	Cs137	0.071 Bq/L	±	0.001 Bq/L	0.073	Cs137	0.001	Bq/L
				Cs134	0.002 Bq/L	±	0.0006 Bq/L		Cs134	0.001	Bq/L
Sea water (surface)	Kumagawa Estuary/ Fukushima Pref.	Jun-22	OR	Cs137	0.024 Bq/L	±	0.0008 Bq/L	0.024	Cs137	0.001	Bq/L
				Cs134	— Bq/L	±	— Bq/L		Cs134	0.001	Bq/L
Sea water (surface)	Iwasawa Beach/ Fukushima Pref.	Jun-22	OR	Cs137	0.016 Bq/L	±	0.0007 Bq/L	0.016	Cs137	0.001	Bq/L
				Cs134	— Bq/L	±	— Bq/L		Cs134	0.001	Bq/L
Sea water (surface)	Onahama Port/ Fukushima Pref.	Jun-22	OR	Cs137	0.004 Bq/L	±	0.0005 Bq/L	0.004	Cs137	0.0009	Bq/L
				Cs134	— Bq/L	±	— Bq/L		Cs134	0.001	Bq/L
Sea water (surface)	Sunmarina/ Fukushima Pref.	Jun-22	OR	Cs137	0.006 Bq/L	±	0.0006 Bq/L	0.006	Cs137	0.001	Bq/L
				Cs134	— Bq/L	±	— Bq/L		Cs134	0.001	Bq/L
Sea water (surface)	Toyooka Coast/ Ibaraki Pref.	Jul-22	OR	Cs137	0.003 Bq/L	±	0.0005 Bq/L	0.003	Cs137	0.0009	Bq/L
				Cs134	— Bq/L	±	— Bq/L		Cs134	0.001	Bq/L
Suspended solid in river water (surface)	River Fuzawa/ Fukushima Pref.	Jun-22	CA	Cs137	— Bq/L	±	— Bq/L	Under Minimum Limit of Detection	Cs137	0.0009	Bq/L
				Cs134	— Bq/L	±	— Bq/L		Cs134	0.001	Bq/L
Suspended solid in sea water (surface)	Soma Port/ Fukushima Pref.	Jun-22	CA	Cs137	— Bq/L	±	— Bq/L	Under Minimum Limit of Detection	Cs137	0.001	Bq/L
				Cs134	— Bq/L	±	— Bq/L		Cs134	0.001	Bq/L
Suspended solid in sea water (surface)	Murakami Coast/ Fukushima Pref.	Jun-22	CA	Cs137	0.006 Bq/L	±	0.0009 Bq/L	0.006	Cs137	0.002	Bq/L
				Cs134	— Bq/L	±	— Bq/L		Cs134	0.002	Bq/L
Suspended solid in sea water (surface)	Ukedo Port/ Fukushima Pref.	Jun-22	CA	Cs137	0.016 Bq/L	±	0.001 Bq/L	0.016	Cs137	0.002	Bq/L
				Cs134	— Bq/L	±	— Bq/L		Cs134	0.002	Bq/L
Suspended solid in sea water (surface)	Iwasawa Beach/ Fukushima Pref.	Jun-22	CA	Cs137	0.05 Bq/L	±	0.001 Bq/L	0.05	Cs137	0.002	Bq/L
				Cs134	— Bq/L	±	— Bq/L		Cs134	0.002	Bq/L
Suspended solid in sea water (surface)	Onahama Port/ Fukushima Pref.	Jun-22	CA	Cs137	— Bq/L	±	— Bq/L	Under Minimum Limit of Detection	Cs137	0.001	Bq/L
				Cs134	— Bq/L	±	— Bq/L		Cs134	0.001	Bq/L
Suspended solid in sea water (surface)	Toyooka Coast/ Ibaraki Pref.	Jul-22	CA	Cs137	— Bq/L	±	— Bq/L	Under Minimum Limit of Detection	Cs137	0.001	Bq/L
				Cs134	— Bq/L	±	— Bq/L		Cs134	0.001	Bq/L
Soil	Tadami, Minamiaizu, Fukushima	Jun-22	CA	Cs137	658.1 Bq/kg dry	±	7.3 Bq/kg dry	677.2	Cs137	2.7	Bq/kg dry
				Cs134	19.1 Bq/kg dry	±	1.2 Bq/kg dry		Cs134	2.8	Bq/kg dry
Soil	Tadami, Minamiaizu, Fukushima	Jun-22	OR	Cs137	247.3 Bq/kg dry	±	5.2 Bq/kg dry	254.0	Cs137	2.7	Bq/kg dry
				Cs134	6.7 Bq/kg dry	±	1.5 Bq/kg dry		Cs134	2.8	Bq/kg dry
Soil	Tadami, Minamiaizu, Fukushima	Jun-22	OR	Cs137	145.6 Bq/kg dry	±	2.7 Bq/kg dry	148.8	Cs137	1.6	Bq/kg dry
				Cs134	3.2 Bq/kg dry	±	0.8 Bq/kg dry		Cs134	1.5	Bq/kg dry
Soil	Tadami, Minamiaizu, Fukushima	Jun-22	OR	Cs137	29.0 Bq/kg dry	±	1.7 Bq/kg dry	29.0	Cs137	1.8	Bq/kg dry
				Cs134	— Bq/kg dry	±	— Bq/kg dry		Cs134	2.1	Bq/kg dry
Soil	Onahamaohara, Iwaki	Jun-22	OR	Cs137	146.0 Bq/kg dry	±	2.4 Bq/kg dry	150.4	Cs137	1.2	Bq/kg dry
				Cs134	4.4 Bq/kg dry	±	0.5 Bq/kg dry		Cs134	1.2	Bq/kg dry

※"\_"used in Measurement Result and Uncertainty shows that the value is below the detection limit.

But it does not necessary mean 0(zero)Bq/kg.



★Gamma-ray

(Bq/kg raw:Weight of raw sample Bq/kg dry:Weight of dried sample)



Samples	Sampling Point	Sampling Month	Measuring instrument type	Measurement Result		Uncertainty		Total Amount of Cesium	Minimum Limit of Detection	
Soil (in the park)	Furunuma Park/ Chuodai-Takaku, Iwaki	Jun-22	OR	Cs137	207.5 Bq/kg dry	±	4.8 Bq/kg dry	213.2	Cs137	2.6 Bq/kg dry
				Cs134	5.7 Bq/kg dry	±	1.4 Bq/kg dry		Cs134	2.5 Bq/kg dry

※"\_"used in Measurement Result and Uncertainty shows that the value is below the detection limit.

But it does not necessary mean 0(zero)Bq/kg.



★Gamma-ray

Measuring instrument		Feature		Guide to lower limit※	
Germanium Semiconductor detector					
ORTEC GEM30-70	CANBERRA GC4020	・ Radioactivity measurement series. Quantitative analysis based on "Gamma-ray spectrometry with germanium semiconductor detector." ・ ORTEC GEM30-70 Relative efficiency 35% ・ CANBERRA GC4020 Relative efficiency 43%		Food (Sample 2kg)	Lower limit 0.04Bq/Kg
				Soil (Sample 1kg)	Lower limit 0.06Bq/Kg
				Material (Sample 1kg)	Lower limit 0.06Bq/Kg
				Water (Sample 20L)	Lower limit 0.001Bq/L

※The lower limit varies depending on the sample weight and measurement time.

Measuring instrument: Germanium Semiconductor detector (Bq/kg raw: Weight of raw sample Bq/kg dry: Weight of dried sample)

Samples	Sampling Point	Sampling Month	Measuring instrument type	Measurement Result		Uncertainty		Total Amount of Cesium	Minimum Limit of Detection	
Rice	Motomiya, Fukushima	Oct-21	CA	Cs137	0.5 Bq/kg raw	± 0.05 Bq/kg raw	0.5	Cs137	0.1 Bq/kg raw	
				Cs134	— Bq/kg raw	± — Bq/kg raw			0.1 Bq/kg raw	
Rice	Nishigo, Nishishirakawa, Fukushima	Oct-21	CA	Cs137	0.4 Bq/kg raw	± 0.04 Bq/kg raw	0.4	Cs137	0.08 Bq/kg raw	
				Cs134	— Bq/kg raw	± — Bq/kg raw			0.09 Bq/kg raw	
Rice	Akita Pref.	Oct-21	OR	Cs137	0.08 Bq/kg raw	± 0.02 Bq/kg raw	0.08	Cs137	0.04 Bq/kg raw	
				Cs134	— Bq/kg raw	± — Bq/kg raw			0.06 Bq/kg raw	
Potato	Haramachi, Minamisoma, Fukushima	Jul-22	OR	Cs137	0.1 Bq/kg raw	± 0.04 Bq/kg raw	0.1	Cs137	0.09 Bq/kg raw	
				Cs134	— Bq/kg raw	± — Bq/kg raw			0.09 Bq/kg raw	
Onion	Haramachi, Minamisoma, Fukushima	Jul-22	OR	Cs137	— Bq/kg raw	± — Bq/kg raw	Under Minimum Limit of Detection	Cs137	0.1 Bq/kg raw	
				Cs134	— Bq/kg raw	± — Bq/kg raw			0.1 Bq/kg raw	
Onion	Onahamasumiyoshi, Iwaki	Jun-22	CA	Cs137	— Bq/kg raw	± — Bq/kg raw	Under Minimum Limit of Detection	Cs137	0.1 Bq/kg raw	
				Cs134	— Bq/kg raw	± — Bq/kg raw			0.1 Bq/kg raw	
Garlic	Onahamasumiyoshi, Iwaki	Jun-22	OR	Cs137	— Bq/kg raw	± — Bq/kg raw	Under Minimum Limit of Detection	Cs137	0.5 Bq/kg raw	
				Cs134	— Bq/kg raw	± — Bq/kg raw			0.6 Bq/kg raw	
Cherry tomato	Minamiaizu, Fukushima	Jun-22	CA	Cs137	— Bq/kg raw	± — Bq/kg raw	Under Minimum Limit of Detection	Cs137	0.5 Bq/kg raw	
				Cs134	— Bq/kg raw	± — Bq/kg raw			0.6 Bq/kg raw	
Garland chrysanthemum	Hitachiota, Ibaraki	Jul-22	OR	Cs137	— Bq/kg raw	± — Bq/kg raw	Under Minimum Limit of Detection	Cs137	0.1 Bq/kg raw	
				Cs134	— Bq/kg raw	± — Bq/kg raw			0.1 Bq/kg raw	
Japanese pepper	Katahira, Koriyama, Fukushima	Jun-22	OR	Cs137	4.5 Bq/kg raw	± 0.3 Bq/kg raw	4.5	Cs137	0.6 Bq/kg raw	
				Cs134	— Bq/kg raw	± — Bq/kg raw			0.7 Bq/kg raw	
Powder of dried bonito	Japan (production)	Jul-22	OR	Cs137	0.12 Bq/kg raw	± 0.02 Bq/kg raw	0.12	Cs137	0.03 Bq/kg raw	
				Cs134	— Bq/kg raw	± — Bq/kg raw			0.03 Bq/kg raw	
Herring	HaragamaPort/ Fukushima Pref.	Apr-22	CA	Cs137	0.3 Bq/kg raw	± 0.07 Bq/kg raw	0.3	Cs137	0.1 Bq/kg raw	
				Cs134	— Bq/kg raw	± — Bq/kg raw			0.1 Bq/kg raw	
Brown hakeling	HaragamaPort/ Fukushima Pref.	Apr-22	CA	Cs137	0.2 Bq/kg raw	± 0.1 Bq/kg raw	0.2	Cs137	0.2 Bq/kg raw	
				Cs134	— Bq/kg raw	± — Bq/kg raw			0.2 Bq/kg raw	
White rockfish	Off the coast of Soma/ Fukushima Pref.	Apr-22	CA	Cs137	0.6 Bq/kg raw	± 0.1 Bq/kg raw	0.6	Cs137	0.2 Bq/kg raw	
				Cs134	— Bq/kg raw	± — Bq/kg raw			0.2 Bq/kg raw	
Sea bass	Hisanohama Port/ Iwaki City	May-22	OR	Cs137	0.6 Bq/kg raw	± 0.1 Bq/kg raw	0.6	Cs137	0.2 Bq/kg raw	
				Cs134	— Bq/kg raw	± — Bq/kg raw			0.2 Bq/kg raw	
Mackerel	Ena Port/ Iwaki City	Jun-22	CA	Cs137	0.3 Bq/kg raw	± 0.1 Bq/kg raw	0.3	Cs137	0.1 Bq/kg raw	
				Cs134	— Bq/kg raw	± — Bq/kg raw			0.1 Bq/kg raw	
Chestnut octopus	HaragamaPort/ Fukushima Pref.	Apr-22	CA	Cs137	0.2 Bq/kg raw	± 0.07 Bq/kg raw	0.2	Cs137	0.1 Bq/kg raw	
				Cs134	— Bq/kg raw	± — Bq/kg raw			0.1 Bq/kg raw	
Mimika bobtail squid	HaragamaPort/ Fukushima Pref.	Jun-22	OR	Cs137	— Bq/kg raw	± — Bq/kg raw	Under Minimum Limit of Detection	Cs137	0.2 Bq/kg raw	
				Cs134	— Bq/kg raw	± — Bq/kg raw			0.3 Bq/kg raw	
Well water	Okuma, Futaba, Fukushima	Jul-22	OR	Cs137	0.002 Bq/L	± 0.0004 Bq/L	0.002	Cs137	0.0009 Bq/L	
				Cs134	— Bq/L	± — Bq/L			0.001 Bq/L	
Tap water	Odaka, Minamisoma, Fukushima	Jul-22	OR	Cs137	— Bq/L	± — Bq/L	Under Minimum Limit of Detection	Cs137	0.001 Bq/L	
				Cs134	— Bq/L	± — Bq/L			0.001 Bq/L	

※"\_"used in Measurement Result and Uncertainty shows that the value is below the detection limit.

But it does not necessary mean 0(zero)Bq/kg.

Samples	Sampling Point	Sampling Month	Measuring instrument type	Measurement Result		Uncertainty		Total Amount of Cesium	Minimum Limit of Detection	
Tap water	Tadami, Minamiaizu, Fukushima	Jun-22	CA	Cs137	— Bq/L	± — Bq/L	± — Bq/L	Under Minimum Limit of Detection	Cs137	0.001 Bq/L
				Cs134	— Bq/L	± — Bq/L	± — Bq/L		Cs134	0.001 Bq/L
Tap water	Hitachiota, Ibaraki	Jul-22	CA	Cs137	— Bq/L	± — Bq/L	± — Bq/L	Under Minimum Limit of Detection	Cs137	0.001 Bq/L
				Cs134	— Bq/L	± — Bq/L	± — Bq/L		Cs134	0.001 Bq/L
River water (surface)	River Fuzawa/ Fukushima Pref.	Jun-22	CA	Cs137	— Bq/L	± — Bq/L	± — Bq/L	Under Minimum Limit of Detection	Cs137	0.001 Bq/L
				Cs134	— Bq/L	± — Bq/L	± — Bq/L		Cs134	0.001 Bq/L
Sea water (surface)	Soma Port/ Fukushima Pref.	Jun-22	OR	Cs137	0.006 Bq/L	± 0.0006 Bq/L	± 0.0006 Bq/L	0.006	Cs137	0.001 Bq/L
				Cs134	— Bq/L	± — Bq/L	± — Bq/L		Cs134	0.001 Bq/L
Sea water (surface)	Murakami Coast/ Fukushima Pref.	Jun-22	OR	Cs137	0.009 Bq/L	± 0.0006 Bq/L	± 0.0006 Bq/L	0.009	Cs137	0.001 Bq/L
				Cs134	— Bq/L	± — Bq/L	± — Bq/L		Cs134	0.001 Bq/L
Sea water (surface)	Ukedo Port/ Fukushima Pref.	Jun-22	OR	Cs137	0.017 Bq/L	± 0.0007 Bq/L	± 0.0007 Bq/L	0.017	Cs137	0.0009 Bq/L
				Cs134	— Bq/L	± — Bq/L	± — Bq/L		Cs134	0.001 Bq/L
Sea water (surface)	Futaba Beach/ Fukushima Pref.	Jun-22	OR	Cs137	0.071 Bq/L	± 0.001 Bq/L	± 0.001 Bq/L	0.073	Cs137	0.001 Bq/L
				Cs134	0.002 Bq/L	± 0.0006 Bq/L	± 0.0006 Bq/L		Cs134	0.001 Bq/L
Sea water (surface)	Kumagawa Estuary/ Fukushima Pref.	Jun-22	OR	Cs137	0.024 Bq/L	± 0.0008 Bq/L	± 0.0008 Bq/L	0.024	Cs137	0.001 Bq/L
				Cs134	— Bq/L	± — Bq/L	± — Bq/L		Cs134	0.001 Bq/L
Sea water (surface)	Iwasawa Beach/ Fukushima Pref.	Jun-22	OR	Cs137	0.016 Bq/L	± 0.0007 Bq/L	± 0.0007 Bq/L	0.016	Cs137	0.001 Bq/L
				Cs134	— Bq/L	± — Bq/L	± — Bq/L		Cs134	0.001 Bq/L
Sea water (surface)	Onahama Port/ Fukushima Pref.	Jun-22	OR	Cs137	0.004 Bq/L	± 0.0005 Bq/L	± 0.0005 Bq/L	0.004	Cs137	0.0009 Bq/L
				Cs134	— Bq/L	± — Bq/L	± — Bq/L		Cs134	0.001 Bq/L
Sea water (surface)	Sunmarina/ Fukushima Pref.	Jun-22	OR	Cs137	0.006 Bq/L	± 0.0006 Bq/L	± 0.0006 Bq/L	0.006	Cs137	0.001 Bq/L
				Cs134	— Bq/L	± — Bq/L	± — Bq/L		Cs134	0.001 Bq/L
Sea water (surface)	Toyooka Coast/ Ibaraki Pref.	Jul-22	OR	Cs137	0.003 Bq/L	± 0.0005 Bq/L	± 0.0005 Bq/L	0.003	Cs137	0.0009 Bq/L
				Cs134	— Bq/L	± — Bq/L	± — Bq/L		Cs134	0.001 Bq/L
Suspended solid in river water (surface)	River Fuzawa/ Fukushima Pref.	Jun-22	CA	Cs137	— Bq/L	± — Bq/L	± — Bq/L	Under Minimum Limit of Detection	Cs137	0.0009 Bq/L
				Cs134	— Bq/L	± — Bq/L	± — Bq/L		Cs134	0.001 Bq/L
Suspended solid in sea water (surface)	Soma Port/ Fukushima Pref.	Jun-22	CA	Cs137	— Bq/L	± — Bq/L	± — Bq/L	Under Minimum Limit of Detection	Cs137	0.001 Bq/L
				Cs134	— Bq/L	± — Bq/L	± — Bq/L		Cs134	0.001 Bq/L
Suspended solid in sea water (surface)	Murakami Coast/ Fukushima Pref.	Jun-22	CA	Cs137	0.006 Bq/L	± 0.0009 Bq/L	± 0.0009 Bq/L	0.006	Cs137	0.002 Bq/L
				Cs134	— Bq/L	± — Bq/L	± — Bq/L		Cs134	0.002 Bq/L
Suspended solid in sea water (surface)	Ukedo Port/ Fukushima Pref.	Jun-22	CA	Cs137	0.016 Bq/L	± 0.001 Bq/L	± 0.001 Bq/L	0.016	Cs137	0.002 Bq/L
				Cs134	— Bq/L	± — Bq/L	± — Bq/L		Cs134	0.002 Bq/L
Suspended solid in sea water (surface)	Iwasawa Beach/ Fukushima Pref.	Jun-22	CA	Cs137	0.05 Bq/L	± 0.001 Bq/L	± 0.001 Bq/L	0.05	Cs137	0.002 Bq/L
				Cs134	— Bq/L	± — Bq/L	± — Bq/L		Cs134	0.002 Bq/L
Suspended solid in sea water (surface)	Onahama Port/ Fukushima Pref.	Jun-22	CA	Cs137	— Bq/L	± — Bq/L	± — Bq/L	Under Minimum Limit of Detection	Cs137	0.001 Bq/L
				Cs134	— Bq/L	± — Bq/L	± — Bq/L		Cs134	0.001 Bq/L
Suspended solid in sea water (surface)	Toyooka Coast/ Ibaraki Pref.	Jul-22	CA	Cs137	— Bq/L	± — Bq/L	± — Bq/L	Under Minimum Limit of Detection	Cs137	0.001 Bq/L
				Cs134	— Bq/L	± — Bq/L	± — Bq/L		Cs134	0.001 Bq/L
Soil	Tadami, Minamiaizu, Fukushima	Jun-22	CA	Cs137	658.1 Bq/kg dry	± 7.3 Bq/kg dry	± 7.3 Bq/kg dry	677.2	Cs137	2.7 Bq/kg dry
				Cs134	19.1 Bq/kg dry	± 1.2 Bq/kg dry	± 1.2 Bq/kg dry		Cs134	2.8 Bq/kg dry
Soil	Tadami, Minamiaizu, Fukushima	Jun-22	OR	Cs137	247.3 Bq/kg dry	± 5.2 Bq/kg dry	± 5.2 Bq/kg dry	254.0	Cs137	2.7 Bq/kg dry
				Cs134	6.7 Bq/kg dry	± 1.5 Bq/kg dry	± 1.5 Bq/kg dry		Cs134	2.8 Bq/kg dry
Soil	Tadami, Minamiaizu, Fukushima	Jun-22	OR	Cs137	145.6 Bq/kg dry	± 2.7 Bq/kg dry	± 2.7 Bq/kg dry	148.8	Cs137	1.6 Bq/kg dry
				Cs134	3.2 Bq/kg dry	± 0.8 Bq/kg dry	± 0.8 Bq/kg dry		Cs134	1.5 Bq/kg dry
Soil	Tadami, Minamiaizu, Fukushima	Jun-22	OR	Cs137	29.0 Bq/kg dry	± 1.7 Bq/kg dry	± 1.7 Bq/kg dry	29.0	Cs137	1.8 Bq/kg dry
				Cs134	— Bq/kg dry	± — Bq/kg dry	± — Bq/kg dry		Cs134	2.1 Bq/kg dry
Soil	Onahamaohara, Iwaki	Jun-22	OR	Cs137	146.0 Bq/kg dry	± 2.4 Bq/kg dry	± 2.4 Bq/kg dry	150.4	Cs137	1.2 Bq/kg dry
				Cs134	4.4 Bq/kg dry	± 0.5 Bq/kg dry	± 0.5 Bq/kg dry		Cs134	1.2 Bq/kg dry

※"\_"used in Measurement Result and Uncertainty shows that the value is below the detection limit.

But it does not necessary mean 0(zero)Bq/kg.


★Gamma-ray

(Bq/kg raw:Weight of raw sample Bq/kg dry:Weight of dried sample)



Samples	Sampling Point	Sampling Month	Measuring instrument type	Measurement Result		Uncertainty		Total Amount of Cesium	Minimum Limit of Detection	
Soil (in the park)	Furunuma Park/ Chuodai-Takaku, Iwaki	Jun-22	OR	Cs137	207.5 Bq/kg dry	±	4.8 Bq/kg dry	213.2	Cs137	2.6 Bq/kg dry
				Cs134	5.7 Bq/kg dry	±	1.4 Bq/kg dry		Cs134	2.5 Bq/kg dry

※"\_"used in Measurement Result and Uncertainty shows that the value is below the detection limit.

But it does not necessary mean 0(zero)Bq/kg.



★Beta-ray

Measuring instrument		Feature
Liquid Scintillation Counter		
Product of Hidex <b>HIDEX 300SLL</b>	Product of PerkinElmer Japan <b>Quantulus GCT 6220</b>	Equipment for measuring low-energy beta-ray emission nuclides
		Measuring nuclide Strontium90 Half-life 30 years Organic bound Half-life 12.3 years Free-water tritium Half-life 12.3 years
All samples are measured in liquid condition after several days of pretreatment.		

(Bq/Kg raw:Weight of raw sample Bq/Kg dry:Weight of dried sample)

Samples	Sampling Point	Sampling Month	Measurement Result		Uncertainty		Minimum Limit of Detection		
			Isotope	Value	Unit	±	Unit	Value	Unit
Butterbur sprout (wild)	Okuma, Futaba, Fukushima	Mar-21	Sr90	2.22	Bq/kg dry	± 0.54	Bq/kg dry	0.80	Bq/kg dry
Kiwi fruit	Namie, Futaba, Fukushima	Nov-21	Sr90	15.50	Bq/kg dry	± 0.33	Bq/kg dry	0.35	Bq/kg dry
Littlemouth flounder (head, bone)	Ukedo Port/ Fukushima Pref.	Mar-21	Sr90	Under Minimum Limit of Detection	Bq/kg dry	± —	Bq/kg dry	0.31	Bq/kg dry
Whole dried sardines	Fukushima Pref.	Feb-21	Sr90	Under Minimum Limit of Detection	Bq/kg dry	± —	Bq/kg dry	0.11	Bq/kg dry
Soil	Izumi, Iwaki	Jun-21	Sr90	Under Minimum Limit of Detection	Bq/kg dry	± —	Bq/kg dry	2.53	Bq/kg dry
Soil	Izumi, Iwaki	Jun-21	Sr90	Under Minimum Limit of Detection	Bq/kg dry	± —	Bq/kg dry	1.53	Bq/kg dry
Soil	Tairausuiso, Iwaki	Apr-21	Sr90	Under Minimum Limit of Detection	Bq/kg dry	± —	Bq/kg dry	1.73	Bq/kg dry
Soil	Tairausuiso, Iwaki	Apr-21	Sr90	Under Minimum Limit of Detection	Bq/kg dry	± —	Bq/kg dry	1.78	Bq/kg dry
Soil (in the park)	Yotsukura Fureai Park Yotsukura, Iwaki	Aug-21	Sr90	Under Minimum Limit of Detection	Bq/kg dry	± —	Bq/kg dry	1.40	Bq/kg dry
Sea water (lower)	Off the coast of Fukushima Nuclear Power Plant Point C	May-22	Sr90	Under Minimum Limit of Detection	Bq/L	± —	Bq/L	0.0007	Bq/L
Sea water (lower)	Off the coast of Fukushima Nuclear Power Plant Point D	May-22	Sr90	Under Minimum Limit of Detection	Bq/L	± -	Bq/L	0.0007	Bq/L
Sea water (surface)	Tomioka Port/ Fukushima Pref.	May-22	Sr90	Under Minimum Limit of Detection	Bq/L	± -	Bq/L	0.0007	Bq/L
Sea water (surface)	Soma Port/ Fukushima Pref.	Jun-22	Sr90	Under Minimum Limit of Detection	Bq/L	± -	Bq/L	0.0007	Bq/L
Sea water (surface)	Murakami Coast/ Fukushima Pref.	Jun-22	Sr90	Under Minimum Limit of Detection	Bq/L	± -	Bq/L	0.0006	Bq/L
Sea water (surface)	Ukedo Port/ Fukushima Pref.	Jun-22	Sr90	0.0016	Bq/L	± 0.0005	Bq/L	0.0007	Bq/L
Sea water (surface)	Futaba Beach/ Fukushima Pref.	Jun-22	Sr90	0.0016	Bq/L	± 0.0005	Bq/L	0.0009	Bq/L



# Measurement results of 16 items by germanium semiconductor detector

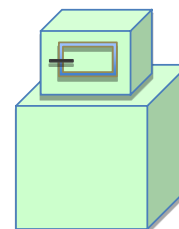
Dr.Tetsuji Imanaka, Institute of Multiple Nuclear Science, Kyoto University

In order to convey more measurement results to everyone, we have asked Dr. Tetsuji Imanaka of the Institute of Advanced Nuclear Science, Kyoto University, to measure low-dose samples using germanium semiconductor detectors. Measurement samples are not only from Fukushima Prefecture but also come from other prefectures. Please compare data based on measurements from various regions and use them to protect your children from radiation exposure.

## ★Gamma-ray

Measuring instrument : Germanium Semiconductor detector




- Product of CANBERRA(CA),USA GX3018 Relative efficiency 30% or more
- Product of ORTEC(OR),USA GMX25-70 Relative efficiency 35%

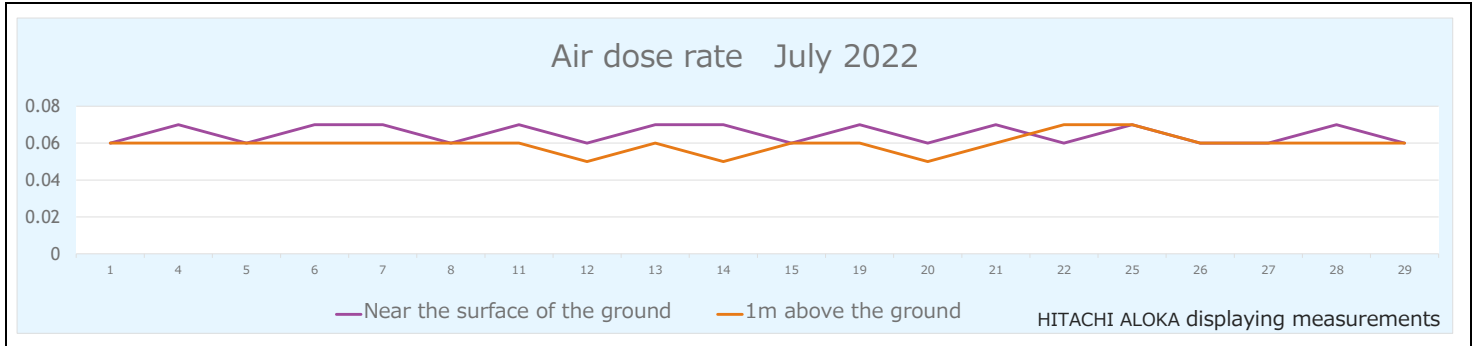






















(Bq/kg raw:Weight of raw sample Bq/kg dry:Weight of dried sample)

Samples	Sampling Point	Sampling Month	Measuring instrument type	Measurement Result		Uncertainty		Total Amount of Cesium	Minimum Limit of Detection	
Bamboo shoot	Nishida, Koriyama, Fukushima	May-22	CA	Cs137	4.3 Bq/kg raw	± 0.1 Bq/kg raw	4.37	Cs137	Bq/kg raw	
				Cs134	0.07 Bq/kg raw	± 0.02 Bq/kg raw		Cs134	Bq/kg raw	
Bamboo shoot	Shimogawa, Izumi, Iwaki	May-22	CA	Cs137	10.5 Bq/kg raw	± 0.14 Bq/kg raw	10.7	Cs137	Bq/kg raw	
				Cs134	0.2 Bq/kg raw	± 0.04 Bq/kg raw		Cs134	Bq/kg raw	
Bamboo shoot	Hidaka, Saitama	May-22	CA	Cs137	0.04 Bq/kg raw	± 0.02 Bq/kg raw	0.04	Cs137	Bq/kg raw	
				Cs134	— Bq/kg raw	± — Bq/kg raw		Cs134	Bq/kg raw	
Bamboo shoot	Tokigawa, Hiki, Saitama	May-22	OR	Cs137	0.6 Bq/kg raw	± 0.05 Bq/kg raw	0.6	Cs137	Bq/kg raw	
				Cs134	— Bq/kg raw	± — Bq/kg raw		Cs134	Bq/kg raw	
Bamboo shoot	Ome, Tokyo	May-22	CA	Cs137	1.5 Bq/kg raw	± 0.1 Bq/kg raw	1.5	Cs137	Bq/kg raw	
				Cs134	— Bq/kg raw	± — Bq/kg raw		Cs134	Bq/kg raw	
Warabi(wild)	Otama, Adachi, Fukushima	May-22	OR	Cs137	4.4 Bq/kg raw	± 0.2 Bq/kg raw	4.4	Cs137	Bq/kg raw	
				Cs134	— Bq/kg raw	± — Bq/kg raw		Cs134	Bq/kg raw	
Warabi (cultivation)	Tenei, Iwase, Fukushima	Apr-22	OR	Cs137	10.0 Bq/kg raw	± 0.3 Bq/kg raw	10.3	Cs137	Bq/kg raw	
				Cs134	0.3 Bq/kg raw	± 0.1 Bq/kg raw		Cs134	Bq/kg raw	
Warabi	Motomiya, Fukushima	May-22	OR	Cs137	5.5 Bq/kg raw	± 0.2 Bq/kg raw	5.69	Cs137	Bq/kg raw	
				Cs134	0.19 Bq/kg raw	± 0.05 Bq/kg raw		Cs134	Bq/kg raw	
Warabi	Yonezawa, Yamagata	May-22	OR	Cs137	0.24 Bq/kg raw	± 0.05 Bq/kg raw	0.24	Cs137	Bq/kg raw	
				Cs134	— Bq/kg raw	± — Bq/kg raw		Cs134	Bq/kg raw	
Aralia sprout	Tamakawa, Ishikawa, Fukushima	Apr-22	OR	Cs137	3.6 Bq/kg raw	± 0.2 Bq/kg raw	3.6	Cs137	Bq/kg raw	
				Cs134	— Bq/kg raw	± — Bq/kg raw		Cs134	Bq/kg raw	
Urui (cultivation)	Tenei, Iwase, Fukushima	Apr-22	CA	Cs137	1.3 Bq/kg raw	± 0.1 Bq/kg raw	1.3	Cs137	Bq/kg raw	
				Cs134	— Bq/kg raw	± — Bq/kg raw		Cs134	Bq/kg raw	
Koshiabura	Tabito, Iwaki	May-22	CA	Cs137	0.36 Bq/kg raw	± 0.09 Bq/kg raw	0.36	Cs137	Bq/kg raw	
				Cs134	— Bq/kg raw	± — Bq/kg raw		Cs134	Bq/kg raw	
Butterbur (cultivation)	Kori, Date, Fukushima.	May-22	CA	Cs137	0.47 Bq/kg raw	± 0.08 Bq/kg raw	0.47	Cs137	Bq/kg raw	
				Cs134	— Bq/kg raw	± — Bq/kg raw		Cs134	Bq/kg raw	
Shidoke	Ono, Tamura, Fukushima	May-22	CA	Cs137	2.7 Bq/kg raw	± 0.12 Bq/kg raw	2.79	Cs137	Bq/kg raw	
				Cs134	0.09 Bq/kg raw	± 0.03 Bq/kg raw		Cs134	Bq/kg raw	
Perilla pickled Ume	Kawauchi, Futaba, Fukushima	Apr-22	OR	Cs137	0.6 Bq/kg raw	± 0.1 Bq/kg raw	0.6	Cs137	Bq/kg raw	
				Cs134	— Bq/kg raw	± — Bq/kg raw		Cs134	Bq/kg raw	
Strawberry	Kori, Date, Fukushima.	May-22	CA	Cs137	— Bq/kg raw	± — Bq/kg raw	Under Minimum Limit of Detection	Cs137	0.08 Bq/kg raw	
				Cs134	— Bq/kg raw	± — Bq/kg raw		Cs134	Bq/kg raw	

# Air dose rate July 2022

Measuring Instrument		Measuring Place
CsI Scintillation survey meter	NaI Scintillation survey meter	Yokocho Park, Onahama, Iwaki, Fukushima
ⓂHITACHI ALOKA TCS-1172	ⓂHORIBA Radi PA-1100	
		
Feature: Measuring air (space) radiation dose and radioactive surface contamination of human body and other things.		



Measuring Date	Weather	HITACHI ALOKA Near the surface of the ground( $\mu\text{Sv}/\text{h}$ )	HORIBA Radi Near the surface of the ground( $\mu\text{Sv}/\text{h}$ )	HITACHI ALOKA 1m above the ground( $\mu\text{Sv}/\text{h}$ )	HORIBA Radi 1m above the ground( $\mu\text{Sv}/\text{h}$ )
2022/7/1		0.06	0.065	0.06	0.065
2022/7/4		0.07	0.07	0.06	0.061
2022/7/5		0.06	0.062	0.06	0.056
2022/7/6		0.07	0.069	0.06	0.058
2022/7/7		0.07	0.069	0.06	0.06
2022/7/8		0.06	0.065	0.06	0.064
2022/7/11		0.07	0.075	0.06	0.065
2022/7/12		0.06	0.064	0.05	0.062
2022/7/13		0.07	0.059	0.06	0.059
2022/7/14		0.07	0.064	0.05	0.06
2022/7/15		0.06	0.064	0.06	0.061
2022/7/19		0.07	0.059	0.06	0.058
2022/7/20		0.06	0.067	0.05	0.06
2022/7/21		0.07	0.07	0.06	0.065
2022/7/22		0.06	0.07	0.07	0.074
2022/7/25		0.07	0.076	0.07	0.069
2022/7/26		0.06	0.064	0.06	0.065
2022/7/27		0.06	0.069	0.06	0.059
2022/7/28		0.07	0.073	0.06	0.067
2022/7/29		0.06	0.064	0.06	0.061