



# Radiation Measurement Results of 221 Items in October







When samples include natural radionuclides we can't deny the possibility of their radiation value counted together in our results.

The list below only shows the measurement results of the samples brought in.

Radioactive contamination level may differ according to sampling points even within the same address.

## ★Gamma-ray

Measuring instrument		Feature	Guide to lower limit※
Na I Scintillation Spectrometer			
Product of ATOMTEX AT1320A 	Product of BERTHOLD LB2045 	· Gamma-ray spectrometer with Na I scintillation detector.	Food (Sample 1kg) Lower limit 1.0Bq/Kg Soil (Sample 1kg) Lower limit 2.5Bq/Kg Material (Sample 1kg) Lower limit 1.0Bq/Kg Water (Sample 20L) Lower limit 0.02Bq/L
Germanium Semiconductor detector			
ORTEC GEM30-70 	CANBERRA GC4020 	· Radioactivity measurement series. Quantitative analysis based on "Gamma-ray spectrometry with germanium semiconductor detector." · ORTEC GEM30-70 Relative efficiency 35% · CANBERRA GC4020 Relative efficiency 43%	Food (Sample 2kg) Lower limit 0.04Bq/Kg Soil (Sample 1kg) Lower limit 0.06Bq/Kg Material (Sample 1kg) Lower limit 0.06Bq/Kg Water (Sample 20L) Lower limit 0.001Bq/L

※The lower limit varies depending on the sample weight and measurement time.

Measuring instrument: Na I Scintillation Spectrometer (Bq/kg raw: Weight of raw sample Bq/kg dry: Weight of dried sample)

Samples	Sampling Point	Sampling Month	Measurement Result	Uncertainty	Total Amount of Cesium	Minimum Limit of Detection
Potato	Kawauchi, Futaba, Fukushima	Sep-21	Cs137	— Bq/kg raw ± — Bq/kg raw	Under Minimum Limit of Detection	Cs137 2.3 Bq/kg raw
			Cs134	— Bq/kg raw ± — Bq/kg raw		Cs134 2.1 Bq/kg raw
Sweet potato	Iwaki City	Oct-21	Cs137	— Bq/kg raw ± — Bq/kg raw	Under Minimum Limit of Detection	Cs137 3.1 Bq/kg raw
			Cs134	— Bq/kg raw ± — Bq/kg raw		Cs134 2.9 Bq/kg raw
Sweet potato	Miyakoji, Tamura, Fukushima	Sep-21	Cs137	— Bq/kg raw ± — Bq/kg raw	Under Minimum Limit of Detection	Cs137 2.3 Bq/kg raw
			Cs134	— Bq/kg raw ± — Bq/kg raw		Cs134 2.1 Bq/kg raw
Sweet potato	Inawashiro, Yama, Fukushima	Oct-21	Cs137	— Bq/kg raw ± — Bq/kg raw	Under Minimum Limit of Detection	Cs137 2.2 Bq/kg raw
			Cs134	— Bq/kg raw ± — Bq/kg raw		Cs134 2.1 Bq/kg raw
Taro	Hirata, Ishikawa, Fukushima	Oct-21	Cs137	— Bq/kg raw ± — Bq/kg raw	Under Minimum Limit of Detection	Cs137 1.8 Bq/kg raw
			Cs134	— Bq/kg raw ± — Bq/kg raw		Cs134 1.4 Bq/kg raw
Carrot	Iwaki City	Oct-21	Cs137	— Bq/kg raw ± — Bq/kg raw	Under Minimum Limit of Detection	Cs137 2.1 Bq/kg raw
			Cs134	— Bq/kg raw ± — Bq/kg raw		Cs134 1.6 Bq/kg raw
Red onion	Iwaki City	Aug-21	Cs137	— Bq/kg raw ± — Bq/kg raw	Under Minimum Limit of Detection	Cs137 2.2 Bq/kg raw
			Cs134	— Bq/kg raw ± — Bq/kg raw		Cs134 2.1 Bq/kg raw
Tomato	Inawashiro, Yama, Fukushima	Oct-21	Cs137	— Bq/kg raw ± — Bq/kg raw	Under Minimum Limit of Detection	Cs137 2.1 Bq/kg raw
			Cs134	— Bq/kg raw ± — Bq/kg raw		Cs134 1.9 Bq/kg raw
Cucumber	Inawashiro, Yama, Fukushima	Oct-21	Cs137	— Bq/kg raw ± — Bq/kg raw	Under Minimum Limit of Detection	Cs137 1.4 Bq/kg raw
			Cs134	— Bq/kg raw ± — Bq/kg raw		Cs134 1.1 Bq/kg raw
Wax gourd	Tamura, koriyama, Fukushima	Sep-21	Cs137	— Bq/kg raw ± — Bq/kg raw	Under Minimum Limit of Detection	Cs137 2.3 Bq/kg raw
			Cs134	— Bq/kg raw ± — Bq/kg raw		Cs134 2.2 Bq/kg raw
Bottle gourd	Kawauchi, Futaba, Fukushima	Sep-21	Cs137	— Bq/kg raw ± — Bq/kg raw	Under Minimum Limit of Detection	Cs137 1.9 Bq/kg raw
			Cs134	— Bq/kg raw ± — Bq/kg raw		Cs134 1.8 Bq/kg raw
Mirliton	Iwaki City	Oct-21	Cs137	— Bq/kg raw ± — Bq/kg raw	Under Minimum Limit of Detection	Cs137 1.9 Bq/kg raw
			Cs134	— Bq/kg raw ± — Bq/kg raw		Cs134 1.5 Bq/kg raw
Pumpkin (pulp)	Kawauchi, Futaba, Fukushima	Sep-21	Cs137	— Bq/kg raw ± — Bq/kg raw	Under Minimum Limit of Detection	Cs137 1.8 Bq/kg raw
			Cs134	— Bq/kg raw ± — Bq/kg raw		Cs134 1.7 Bq/kg raw
Pumpkin (seed, cotton)	Kawauchi, Futaba, Fukushima	Sep-21	Cs137	— Bq/kg raw ± — Bq/kg raw	Under Minimum Limit of Detection	Cs137 2.7 Bq/kg raw
			Cs134	— Bq/kg raw ± — Bq/kg raw		Cs134 2.1 Bq/kg raw

※"—" used in Measurement Result and Uncertainty shows that the value is below the detection limit.

But it does not necessary mean 0(zero)Bq/kg.

★Gamma-ray

(Bq/kg raw:Weight of raw sample Bq/kg dry:Weight of dried sample)

Samples	Sampling Point	Sampling Month	Measurement Result		Uncertainty		Total Amount of Cesium	Minimum Limit of Detection		
Pumpkin (pulp)	Nishida, Koriyama, Fukushima	Sep-21	Cs137	— Bq/kg raw	±	— Bq/kg raw	Under Minimum Limit of Detection	Cs137	1.9	Bq/kg raw
			Cs134	— Bq/kg raw	±	— Bq/kg raw		Cs134	1.8	Bq/kg raw
Pumpkin (seed, cotton)	Nishida, Koriyama, Fukushima	Sep-21	Cs137	— Bq/kg raw	±	— Bq/kg raw	Under Minimum Limit of Detection	Cs137	2.4	Bq/kg raw
			Cs134	— Bq/kg raw	±	— Bq/kg raw		Cs134	1.9	Bq/kg raw
Pumpkin	Ouse, Koriyama, Fukushima	Sep-21	Cs137	— Bq/kg raw	±	— Bq/kg raw	Under Minimum Limit of Detection	Cs137	2.0	Bq/kg raw
			Cs134	— Bq/kg raw	±	— Bq/kg raw		Cs134	1.9	Bq/kg raw
Eggplant	Inawashiro, Yama, Fukushima	Oct-21	Cs137	— Bq/kg raw	±	— Bq/kg raw	Under Minimum Limit of Detection	Cs137	2.2	Bq/kg raw
			Cs134	— Bq/kg raw	±	— Bq/kg raw		Cs134	1.7	Bq/kg raw
Eggplant	Inawashiro, Yama, Fukushima	Oct-21	Cs137	— Bq/kg raw	±	— Bq/kg raw	Under Minimum Limit of Detection	Cs137	2.8	Bq/kg raw
			Cs134	— Bq/kg raw	±	— Bq/kg raw		Cs134	2.3	Bq/kg raw
Green pepper	Inawashiro, Yama, Fukushima	Oct-21	Cs137	— Bq/kg raw	±	— Bq/kg raw	Under Minimum Limit of Detection	Cs137	2.2	Bq/kg raw
			Cs134	— Bq/kg raw	±	— Bq/kg raw		Cs134	1.6	Bq/kg raw
Red bell papper	Iwaki City	Oct-21	Cs137	— Bq/kg raw	±	— Bq/kg raw	Under Minimum Limit of Detection	Cs137	2.1	Bq/kg raw
			Cs134	— Bq/kg raw	±	— Bq/kg raw		Cs134	1.7	Bq/kg raw
Japanese white radish	Hirata, Ishikawa, Fukushima	Oct-21	Cs137	— Bq/kg raw	±	— Bq/kg raw	Under Minimum Limit of Detection	Cs137	2.1	Bq/kg raw
			Cs134	— Bq/kg raw	±	— Bq/kg raw		Cs134	2.0	Bq/kg raw
Japanese white radish	Inawashiro, Yama, Fukushima	Oct-21	Cs137	— Bq/kg raw	±	— Bq/kg raw	Under Minimum Limit of Detection	Cs137	2.1	Bq/kg raw
			Cs134	— Bq/kg raw	±	— Bq/kg raw		Cs134	2.0	Bq/kg raw
Turnip(pulp)	Iwaki City	Oct-21	Cs137	— Bq/kg raw	±	— Bq/kg raw	Under Minimum Limit of Detection	Cs137	2.1	Bq/kg raw
			Cs134	— Bq/kg raw	±	— Bq/kg raw		Cs134	2.0	Bq/kg raw
Turnip(leaf)	Iwaki City	Oct-21	Cs137	— Bq/kg raw	±	— Bq/kg raw	Under Minimum Limit of Detection	Cs137	2.6	Bq/kg raw
			Cs134	— Bq/kg raw	±	— Bq/kg raw		Cs134	2.1	Bq/kg raw
Turnip(pulp)	Aizuwakamatsu, Fukushima	Oct-21	Cs137	— Bq/kg raw	±	— Bq/kg raw	Under Minimum Limit of Detection	Cs137	1.9	Bq/kg raw
			Cs134	— Bq/kg raw	±	— Bq/kg raw		Cs134	1.6	Bq/kg raw
Turnip(leaf)	Aizuwakamatsu, Fukushima	Oct-21	Cs137	— Bq/kg raw	±	— Bq/kg raw	Under Minimum Limit of Detection	Cs137	2.1	Bq/kg raw
			Cs134	— Bq/kg raw	±	— Bq/kg raw		Cs134	1.6	Bq/kg raw
Broccoli	Shirakawa, Fukushima	Oct-21	Cs137	— Bq/kg raw	±	— Bq/kg raw	Under Minimum Limit of Detection	Cs137	2.0	Bq/kg raw
			Cs134	— Bq/kg raw	±	— Bq/kg raw		Cs134	1.6	Bq/kg raw
Broccoli	Inawashiro, Yama, Fukushima	Oct-21	Cs137	— Bq/kg raw	±	— Bq/kg raw	Under Minimum Limit of Detection	Cs137	2.3	Bq/kg raw
			Cs134	— Bq/kg raw	±	— Bq/kg raw		Cs134	2.1	Bq/kg raw
Cauliflower	Inawashiro, Yama, Fukushima	Oct-21	Cs137	— Bq/kg raw	±	— Bq/kg raw	Under Minimum Limit of Detection	Cs137	3.4	Bq/kg raw
			Cs134	— Bq/kg raw	±	— Bq/kg raw		Cs134	3.2	Bq/kg raw
Spinach	Iwaki City	Oct-21	Cs137	— Bq/kg raw	±	— Bq/kg raw	Under Minimum Limit of Detection	Cs137	5.3	Bq/kg raw
			Cs134	— Bq/kg raw	±	— Bq/kg raw		Cs134	5.0	Bq/kg raw
Spinach	Iwaki City	Oct-21	Cs137	— Bq/kg raw	±	— Bq/kg raw	Under Minimum Limit of Detection	Cs137	4.1	Bq/kg raw
			Cs134	— Bq/kg raw	±	— Bq/kg raw		Cs134	3.9	Bq/kg raw
Japanese mustard spinach	Iwaki City	Sep-21	Cs137	— Bq/kg raw	±	— Bq/kg raw	Under Minimum Limit of Detection	Cs137	4.2	Bq/kg raw
			Cs134	— Bq/kg raw	±	— Bq/kg raw		Cs134	3.9	Bq/kg raw
Moloheiya	Iwaki City	Oct-21	Cs137	— Bq/kg raw	±	— Bq/kg raw	Under Minimum Limit of Detection	Cs137	4.7	Bq/kg raw
			Cs134	— Bq/kg raw	±	— Bq/kg raw		Cs134	4.5	Bq/kg raw
Garland chrysanthemum	Yoshima, Iwaki	Oct-21	Cs137	— Bq/kg raw	±	— Bq/kg raw	Under Minimum Limit of Detection	Cs137	3.7	Bq/kg raw
			Cs134	— Bq/kg raw	±	— Bq/kg raw		Cs134	3.4	Bq/kg raw
Garland chrysanthemum	Hirata, Ishikawa, Fukushima	Oct-21	Cs137	— Bq/kg raw	±	— Bq/kg raw	Under Minimum Limit of Detection	Cs137	5.5	Bq/kg raw
			Cs134	— Bq/kg raw	±	— Bq/kg raw		Cs134	5.2	Bq/kg raw
Burdock	Iwaki City	Oct-21	Cs137	— Bq/kg raw	±	— Bq/kg raw	Under Minimum Limit of Detection	Cs137	2.9	Bq/kg raw
			Cs134	— Bq/kg raw	±	— Bq/kg raw		Cs134	2.7	Bq/kg raw
Lotus root	Ibaraki Pref.	Sep-21	Cs137	— Bq/kg raw	±	— Bq/kg raw	Under Minimum Limit of Detection	Cs137	2.2	Bq/kg raw
			Cs134	— Bq/kg raw	±	— Bq/kg raw		Cs134	2.1	Bq/kg raw

※"\_" used in Measurement Result and Uncertainty shows that the value is below the detection limit.

But it does not necessary mean 0(zero)Bq/kg.



★Gamma-ray

(Bq/kg raw:Weight of raw sample Bq/kg dry:Weight of dried sample)

Samples	Sampling Point	Sampling Month	Measurement Result		Uncertainty		Total Amount of Cesium	Minimum Limit of Detection		
Lotus root	Ibaraki Pref.	Oct-21	Cs137	— Bq/kg raw	±	— Bq/kg raw	Under Minimum Limit of Detection	Cs137	2.0	Bq/kg raw
			Cs134	— Bq/kg raw	±	— Bq/kg raw		Cs134	1.9	Bq/kg raw
Lotus root	Ibaraki Pref.	Oct-21	Cs137	— Bq/kg raw	±	— Bq/kg raw	Under Minimum Limit of Detection	Cs137	1.8	Bq/kg raw
			Cs134	— Bq/kg raw	±	— Bq/kg raw		Cs134	1.7	Bq/kg raw
Lotus root	Yamaguchi Pref.	Oct-21	Cs137	— Bq/kg raw	±	— Bq/kg raw	Under Minimum Limit of Detection	Cs137	1.3	Bq/kg raw
			Cs134	— Bq/kg raw	±	— Bq/kg raw		Cs134	1.4	Bq/kg raw
Ginger	Yoshima, Iwaki	Oct-21	Cs137	— Bq/kg raw	±	— Bq/kg raw	Under Minimum Limit of Detection	Cs137	1.9	Bq/kg raw
			Cs134	— Bq/kg raw	±	— Bq/kg raw		Cs134	1.8	Bq/kg raw
Ginger	Iwaki City	Oct-21	Cs137	— Bq/kg raw	±	— Bq/kg raw	Under Minimum Limit of Detection	Cs137	2.5	Bq/kg raw
			Cs134	— Bq/kg raw	±	— Bq/kg raw		Cs134	2.0	Bq/kg raw
Ginger	Chiba Pref.	Oct-21	Cs137	— Bq/kg raw	±	— Bq/kg raw	Under Minimum Limit of Detection	Cs137	2.0	Bq/kg raw
			Cs134	— Bq/kg raw	±	— Bq/kg raw		Cs134	1.6	Bq/kg raw
Edible chrysanthemum	Yamagata Pref.	Sep-21	Cs137	— Bq/kg raw	±	— Bq/kg raw	Under Minimum Limit of Detection	Cs137	6.7	Bq/kg raw
			Cs134	— Bq/kg raw	±	— Bq/kg raw		Cs134	5.5	Bq/kg raw
Japanese honeywort	Tabito, Iwaki	Sep-21	Cs137	— Bq/kg raw	±	— Bq/kg raw	Under Minimum Limit of Detection	Cs137	2.2	Bq/kg raw
			Cs134	— Bq/kg raw	±	— Bq/kg raw		Cs134	1.7	Bq/kg raw
Saltwort	Yamagata Pref.	Oct-21	Cs137	— Bq/kg raw	±	— Bq/kg raw	Under Minimum Limit of Detection	Cs137	3.3	Bq/kg raw
			Cs134	— Bq/kg raw	±	— Bq/kg raw		Cs134	2.6	Bq/kg raw
Perilla(seed)	Fukushima Pref.	Oct-21	Cs137	— Bq/kg raw	±	— Bq/kg raw	Under Minimum Limit of Detection	Cs137	2.4	Bq/kg raw
			Cs134	— Bq/kg raw	±	— Bq/kg raw		Cs134	1.9	Bq/kg raw
Apple	Hirata, Ishikawa, Fukushima	Oct-21	Cs137	— Bq/kg raw	±	— Bq/kg raw	Under Minimum Limit of Detection	Cs137	2.1	Bq/kg raw
			Cs134	— Bq/kg raw	±	— Bq/kg raw		Cs134	1.9	Bq/kg raw
Japanese pear (pulp)	Tairaakai, Iwaki	Sep-21	Cs137	— Bq/kg raw	±	— Bq/kg raw	Under Minimum Limit of Detection	Cs137	2.0	Bq/kg raw
			Cs134	— Bq/kg raw	±	— Bq/kg raw		Cs134	1.9	Bq/kg raw
Japanese pear (peel · core)	Tairaakai, Iwaki	Sep-21	Cs137	— Bq/kg raw	±	— Bq/kg raw	Under Minimum Limit of Detection	Cs137	1.6	Bq/kg raw
			Cs134	— Bq/kg raw	±	— Bq/kg raw		Cs134	1.3	Bq/kg raw
Japanese pear (pulp)	Tairaakai, Iwaki	Oct-21	Cs137	— Bq/kg raw	±	— Bq/kg raw	Under Minimum Limit of Detection	Cs137	2.1	Bq/kg raw
			Cs134	— Bq/kg raw	±	— Bq/kg raw		Cs134	2.0	Bq/kg raw
Japanese pear (peel · core)	Tairaakai, Iwaki	Oct-21	Cs137	— Bq/kg raw	±	— Bq/kg raw	Under Minimum Limit of Detection	Cs137	2.0	Bq/kg raw
			Cs134	— Bq/kg raw	±	— Bq/kg raw		Cs134	1.6	Bq/kg raw
Persimmon	Iwaki City	Sep-21	Cs137	— Bq/kg raw	±	— Bq/kg raw	Under Minimum Limit of Detection	Cs137	2.1	Bq/kg raw
			Cs134	— Bq/kg raw	±	— Bq/kg raw		Cs134	1.9	Bq/kg raw
Persimmon	Iwaki City	Oct-21	Cs137	— Bq/kg raw	±	— Bq/kg raw	Under Minimum Limit of Detection	Cs137	1.4	Bq/kg raw
			Cs134	— Bq/kg raw	±	— Bq/kg raw		Cs134	1.3	Bq/kg raw
Fig	Kori, Date, Fukushima.	Sep-21	Cs137	— Bq/kg raw	±	— Bq/kg raw	Under Minimum Limit of Detection	Cs137	1.6	Bq/kg raw
			Cs134	— Bq/kg raw	±	— Bq/kg raw		Cs134	1.2	Bq/kg raw
Fig	Iwaki City	Oct-21	Cs137	— Bq/kg raw	±	— Bq/kg raw	Under Minimum Limit of Detection	Cs137	2.1	Bq/kg raw
			Cs134	— Bq/kg raw	±	— Bq/kg raw		Cs134	2.0	Bq/kg raw
Nameko mushroom grown in log	Kitakata, Fukushima.	Oct-21	Cs137	2.9 Bq/kg raw	±	1.4 Bq/kg raw	2.9	Cs137	2.2	Bq/kg raw
			Cs134	— Bq/kg raw	±	— Bq/kg raw		Cs134	1.8	Bq/kg raw
Shitake mushroom grown in bacteria-bed	Bandai, Yama, Fukushima.	Oct-21	Cs137	— Bq/kg raw	±	— Bq/kg raw	Under Minimum Limit of Detection	Cs137	3.2	Bq/kg raw
			Cs134	— Bq/kg raw	±	— Bq/kg raw		Cs134	2.5	Bq/kg raw
Nameko mushroom grown in bacteria-bed	Fukushima Pref.	Oct-21	Cs137	— Bq/kg raw	±	— Bq/kg raw	Under Minimum Limit of Detection	Cs137	3.0	Bq/kg raw
			Cs134	— Bq/kg raw	±	— Bq/kg raw		Cs134	2.5	Bq/kg raw
Makomotake mushroom	Fukushima Pref.	Sep-21	Cs137	— Bq/kg raw	±	— Bq/kg raw	Under Minimum Limit of Detection	Cs137	2.4	Bq/kg raw
			Cs134	— Bq/kg raw	±	— Bq/kg raw		Cs134	2.3	Bq/kg raw
Boar(heart)	Ena, Iwaki	Sep-21	Cs137	6.9 Bq/kg raw	±	2.2 Bq/kg raw	6.9	Cs137	1.8	Bq/kg raw
			Cs134	— Bq/kg raw	±	— Bq/kg raw		Cs134	1.6	Bq/kg raw

※"\_" used in Measurement Result and Uncertainty shows that the value is below the detection limit.

But it does not necessary mean 0(zero)Bq/kg.



★Gamma-ray

(Bq/kg raw:Weight of raw sample Bq/kg dry:Weight of dried sample)

Samples	Sampling Point	Sampling Month	Measurement Result		Uncertainty		Total Amount of Cesium	Minimum Limit of Detection		
Soybeans	Kawauchi, Futaba, Fukushima	Sep-21	Cs137	—	Bq/kg raw	± —	Under Minimum Limit of Detection	Cs137	1.2	Bq/kg raw
			Cs134	—	Bq/kg raw	± —		Cs134	1.0	Bq/kg raw
Acorn	Onahamashimokajiro, Iwaki	Sep-21	Cs137	2.8	Bq/kg raw	± 1.4	2.8	Cs137	2.1	Bq/kg raw
			Cs134	—	Bq/kg raw	± —		Cs134	1.9	Bq/kg raw
Acorn	1 Izumigaokka, Iwaki	Sep-21	Cs137	2.4	Bq/kg raw	± 1.3	2.4	Cs137	2.1	Bq/kg raw
			Cs134	—	Bq/kg raw	± —		Cs134	2.0	Bq/kg raw
Soil (in the park)	Yudaido children's playground Jobankamiyunagaya, Iwaki	Oct-21	Cs137	804.0	Bq/kg dry	± 83.0	831.1	Cs137	3.2	Bq/kg dry
			Cs134	27.1	Bq/kg dry	± 3.6		Cs134	3.6	Bq/kg dry
Soil (in the park)	Yudaido children's playground Jobankamiyunagaya, Iwaki	Oct-21	Cs137	571.0	Bq/kg dry	± 58.4	591.6	Cs137	1.7	Bq/kg dry
			Cs134	20.6	Bq/kg dry	± 2.5		Cs134	1.9	Bq/kg dry
Soil (in the park)	Yudaido children's playground Jobankamiyunagaya, Iwaki	Oct-21	Cs137	454.0	Bq/kg dry	± 47.2	469.2	Cs137	2.6	Bq/kg dry
			Cs134	15.2	Bq/kg dry	± 2.3		Cs134	3.1	Bq/kg dry
Soil(in the park) under the swing	Yudaido children's playground Jobankamiyunagaya, Iwaki	Oct-21	Cs137	301.0	Bq/kg dry	± 30.8	312.8	Cs137	1.1	Bq/kg dry
			Cs134	11.8	Bq/kg dry	± 1.5		Cs134	1.3	Bq/kg dry
Soil (in the park)	Yudaido children's playground Jobankamiyunagaya, Iwaki	Oct-21	Cs137	266.0	Bq/kg dry	± 27.9	277.3	Cs137	2.1	Bq/kg dry
			Cs134	11.3	Bq/kg dry	± 1.8		Cs134	2.6	Bq/kg dry
Soil(in the park) under the Horizontal bar	Yudaido children's playground Jobankamiyunagaya, Iwaki	Oct-21	Cs137	231.0	Bq/kg dry	± 24.3	240.4	Cs137	2.0	Bq/kg dry
			Cs134	9.4	Bq/kg dry	± 1.5		Cs134	2.4	Bq/kg dry
Soil(in the park) under the slide	Yudaido children's playground Jobankamiyunagaya, Iwaki	Oct-21	Cs137	224.0	Bq/kg dry	± 23.0	231.0	Cs137	1.1	Bq/kg dry
			Cs134	7.0	Bq/kg dry	± 1.0		Cs134	1.4	Bq/kg dry
Soil (in the park)	Yudaido children's playground Jobankamiyunagaya, Iwaki	Oct-21	Cs137	169.0	Bq/kg dry	± 17.5	175.0	Cs137	1.3	Bq/kg dry
			Cs134	6.0	Bq/kg dry	± 0.9		Cs134	1.7	Bq/kg dry
Soil (in the park)	Shimoyunagaya Danchi Park Jobanshimoyunagaya, Iwaki	Sep-21	Cs137	570.0	Bq/kg dry	± 58.2	591.3	Cs137	1.5	Bq/kg dry
			Cs134	21.3	Bq/kg dry	± 2.6		Cs134	1.7	Bq/kg dry
Soil (in the park)	Shimoyunagaya Danchi Park Jobanshimoyunagaya, Iwaki	Sep-21	Cs137	510.0	Bq/kg dry	± 52.1	528.8	Cs137	1.5	Bq/kg dry
			Cs134	18.8	Bq/kg dry	± 2.3		Cs134	1.7	Bq/kg dry
Soil (in the park)	Shimoyunagaya Danchi Park Jobanshimoyunagaya, Iwaki	Sep-21	Cs137	383.0	Bq/kg dry	± 40.2	396.2	Cs137	2.3	Bq/kg dry
			Cs134	13.2	Bq/kg dry	± 2.0		Cs134	2.8	Bq/kg dry
Soil (in the park)	Shimoyunagaya Danchi Park Jobanshimoyunagaya, Iwaki	Sep-21	Cs137	313.0	Bq/kg dry	± 32.8	324.4	Cs137	2.3	Bq/kg dry
			Cs134	11.4	Bq/kg dry	± 1.8		Cs134	2.9	Bq/kg dry
Soil (in the park)	Shimoyunagaya Danchi Park Jobanshimoyunagaya, Iwaki	Sep-21	Cs137	312.0	Bq/kg dry	± 32.9	324.1	Cs137	2.1	Bq/kg dry
			Cs134	12.1	Bq/kg dry	± 1.7		Cs134	2.8	Bq/kg dry
Soil (in the park)	Shimoyunagaya Danchi Park Jobanshimoyunagaya, Iwaki	Sep-21	Cs137	180.0	Bq/kg dry	± 18.7	187.7	Cs137	1.1	Bq/kg dry
			Cs134	7.7	Bq/kg dry	± 1.1		Cs134	1.3	Bq/kg dry
Soil (in the park)	Shimoyunagaya Danchi Park Jobanshimoyunagaya, Iwaki	Sep-21	Cs137	129.0	Bq/kg dry	± 13.5	132.9	Cs137	1.2	Bq/kg dry
			Cs134	3.9	Bq/kg dry	± 0.7		Cs134	1.5	Bq/kg dry
Soil (in the park)	Shimoyunagaya Danchi Park Jobanshimoyunagaya, Iwaki	Sep-21	Cs137	86.4	Bq/kg dry	± 9.1	89.5	Cs137	1.0	Bq/kg dry
			Cs134	3.1	Bq/kg dry	± 0.6		Cs134	1.3	Bq/kg dry
Soil (in the park)	Shimoyunagaya Danchi Park Jobanshimoyunagaya, Iwaki	Sep-21	Cs137	76.5	Bq/kg dry	± 8.6	81.0	Cs137	1.9	Bq/kg dry
			Cs134	4.5	Bq/kg dry	± 1.1		Cs134	2.6	Bq/kg dry
Soil(in the park) under the slide	Shimoyunagaya Danchi Park Jobanshimoyunagaya, Iwaki	Sep-21	Cs137	30.2	Bq/kg dry	± 3.4	30.2	Cs137	1.0	Bq/kg dry
			Cs134	—	Bq/kg dry	± —		Cs134	1.3	Bq/kg dry
Soil(in the park) under the Obstacle course	Shimoyunagaya Danchi Park Jobanshimoyunagaya, Iwaki	Sep-21	Cs137	18.1	Bq/kg dry	± 2.3	18.1	Cs137	1.7	Bq/kg dry
			Cs134	—	Bq/kg dry	± —		Cs134	2.1	Bq/kg dry
Soil (in the park)	Nishinosato Park Jobannishigo, Iwaki	Sep-21	Cs137	584.0	Bq/kg dry	± 59.5	603.4	Cs137	1.4	Bq/kg dry
			Cs134	19.4	Bq/kg dry	± 2.3		Cs134	1.6	Bq/kg dry
Soil (in the park)	Nishinosato Park Jobannishigo, Iwaki	Sep-21	Cs137	393.0	Bq/kg dry	± 41.0	409.6	Cs137	2.4	Bq/kg dry
			Cs134	16.6	Bq/kg dry	± 2.4		Cs134	2.7	Bq/kg dry

\*"—" used in Measurement Result and Uncertainty shows that the value is below the detection limit.

But it does not necessary mean 0(zero)Bq/kg.





★Gamma-ray

(Bq/kg raw:Weight of raw sample Bq/kg dry:Weight of dried sample)

Samples	Sampling Point	Sampling Month	Measurement Result		Uncertainty		Total Amount of Cesium	Minimum Limit of Detection	
Soil (in the park)	Nishinosato Park Jobannishigo, Iwaki	Sep-21	Cs137	387.0 Bq/kg dry	± 39.8 Bq/kg dry	401.5	Cs137	1.4 Bq/kg dry	
			Cs134	14.5 Bq/kg dry	± 1.8 Bq/kg dry		Cs134	1.7 Bq/kg dry	
Soil (in the park)	Nishinosato Park Jobannishigo, Iwaki	Sep-21	Cs137	336.0 Bq/kg dry	± 34.5 Bq/kg dry	348.1	Cs137	1.4 Bq/kg dry	
			Cs134	12.1 Bq/kg dry	± 1.6 Bq/kg dry		Cs134	1.6 Bq/kg dry	
Soil (in the park)	Nishinosato Park Jobannishigo, Iwaki	Sep-21	Cs137	235.0 Bq/kg dry	± 24.4 Bq/kg dry	243.5	Cs137	1.5 Bq/kg dry	
			Cs134	8.5 Bq/kg dry	± 1.3 Bq/kg dry		Cs134	1.9 Bq/kg dry	
Soil (in the park)	Nishinosato Park Jobannishigo, Iwaki	Sep-21	Cs137	228.0 Bq/kg dry	± 24.6 Bq/kg dry	236.3	Cs137	2.5 Bq/kg dry	
			Cs134	8.3 Bq/kg dry	± 1.6 Bq/kg dry		Cs134	3.0 Bq/kg dry	
Soil(in the park) under the seesaw	Nishinosato Park Jobannishigo, Iwaki	Sep-21	Cs137	97.8 Bq/kg dry	± 10.2 Bq/kg dry	100.8	Cs137	0.8 Bq/kg dry	
			Cs134	3.0 Bq/kg dry	± 0.5 Bq/kg dry		Cs134	1.0 Bq/kg dry	
Soil(in the park) under the swing	Nishinosato Park Jobannishigo, Iwaki	Sep-21	Cs137	— Bq/kg dry	± — Bq/kg dry	Under Minimum Limit of Detection	Cs137	2.1 Bq/kg dry	
			Cs134	— Bq/kg dry	± — Bq/kg dry		Cs134	2.1 Bq/kg dry	
Soil(in the park) under the Horizontal bar	Nishinosato Park Jobannishigo, Iwaki	Sep-21	Cs137	— Bq/kg dry	± — Bq/kg dry	Under Minimum Limit of Detection	Cs137	2.1 Bq/kg dry	
			Cs134	— Bq/kg dry	± — Bq/kg dry		Cs134	2.2 Bq/kg dry	
Soil(in the park) under the Monkey bar	Nishinosato Park Jobannishigo, Iwaki	Sep-21	Cs137	— Bq/kg dry	± — Bq/kg dry	Under Minimum Limit of Detection	Cs137	1.7 Bq/kg dry	
			Cs134	— Bq/kg dry	± — Bq/kg dry		Cs134	1.6 Bq/kg dry	
Soil (in the park)	Keijo East children's playground Jobanyumoto, Iwaki	Oct-21	Cs137	548.0 Bq/kg dry	± 56.8 Bq/kg dry	568.1	Cs137	2.4 Bq/kg dry	
			Cs134	20.1 Bq/kg dry	± 2.6 Bq/kg dry		Cs134	3.0 Bq/kg dry	
Soil(in the park) under the Horizontal bar	Keijo East children's playground Jobanyumoto, Iwaki	Oct-21	Cs137	446.0 Bq/kg dry	± 46.4 Bq/kg dry	467.8	Cs137	2.1 Bq/kg dry	
			Cs134	21.8 Bq/kg dry	± 2.7 Bq/kg dry		Cs134	2.5 Bq/kg dry	
Soil (in the park)	Keijo East children's playground Jobanyumoto, Iwaki	Oct-21	Cs137	395.0 Bq/kg dry	± 40.3 Bq/kg dry	407.8	Cs137	1.2 Bq/kg dry	
			Cs134	12.8 Bq/kg dry	± 1.6 Bq/kg dry		Cs134	1.4 Bq/kg dry	
Soil (in the park)	Keijo East children's playground Jobanyumoto, Iwaki	Oct-21	Cs137	340.0 Bq/kg dry	± 35.6 Bq/kg dry	357.2	Cs137	2.0 Bq/kg dry	
			Cs134	17.2 Bq/kg dry	± 2.2 Bq/kg dry		Cs134	2.4 Bq/kg dry	
Soil (in the park)	Keijo East children's playground Jobanyumoto, Iwaki	Oct-21	Cs137	274.0 Bq/kg dry	± 28.2 Bq/kg dry	283.9	Cs137	1.2 Bq/kg dry	
			Cs134	9.9 Bq/kg dry	± 1.3 Bq/kg dry		Cs134	1.5 Bq/kg dry	
Soil(in the park) Sandbox	Keijo East children's playground Jobanyumoto, Iwaki	Oct-21	Cs137	256.0 Bq/kg dry	± 26.4 Bq/kg dry	264.7	Cs137	1.1 Bq/kg dry	
			Cs134	8.7 Bq/kg dry	± 1.2 Bq/kg dry		Cs134	1.4 Bq/kg dry	
Soil (in the park)	Hokai Park Jobanyumoto, Iwaki	Oct-21	Cs137	513.0 Bq/kg dry	± 52.5 Bq/kg dry	530.2	Cs137	1.5 Bq/kg dry	
			Cs134	17.2 Bq/kg dry	± 2.1 Bq/kg dry		Cs134	1.7 Bq/kg dry	
Soil (in the park)	Hokai Park Jobanyumoto, Iwaki	Oct-21	Cs137	403.0 Bq/kg dry	± 42.2 Bq/kg dry	419.9	Cs137	2.5 Bq/kg dry	
			Cs134	16.9 Bq/kg dry	± 2.5 Bq/kg dry		Cs134	2.8 Bq/kg dry	
Soil (in the park)	Hokai Park Jobanyumoto, Iwaki	Oct-21	Cs137	357.0 Bq/kg dry	± 36.6 Bq/kg dry	369.9	Cs137	1.2 Bq/kg dry	
			Cs134	12.9 Bq/kg dry	± 1.6 Bq/kg dry		Cs134	1.4 Bq/kg dry	
Soil (in the park)	Hokai Park Jobanyumoto, Iwaki	Oct-21	Cs137	321.0 Bq/kg dry	± 33.8 Bq/kg dry	334.6	Cs137	2.5 Bq/kg dry	
			Cs134	13.6 Bq/kg dry	± 2.1 Bq/kg dry		Cs134	2.9 Bq/kg dry	
Soil(in the park) under the slide	Hokai Park Jobanyumoto, Iwaki	Oct-21	Cs137	94.2 Bq/kg dry	± 10.3 Bq/kg dry	97.5	Cs137	2.0 Bq/kg dry	
			Cs134	3.3 Bq/kg dry	± 0.9 Bq/kg dry		Cs134	2.5 Bq/kg dry	
Soil(in the park) Sandbox	Hokai Park Jobanyumoto, Iwaki	Oct-21	Cs137	54.7 Bq/kg dry	± 5.9 Bq/kg dry	54.7	Cs137	1.3 Bq/kg dry	
			Cs134	— Bq/kg dry	± — Bq/kg dry		Cs134	1.2 Bq/kg dry	
Soil (in the park)	Hokai Park Jobanyumoto, Iwaki	Oct-21	Cs137	25.5 Bq/kg dry	± 3.1 Bq/kg dry	25.5	Cs137	2.0 Bq/kg dry	
			Cs134	— Bq/kg dry	± — Bq/kg dry		Cs134	2.5 Bq/kg dry	
Soil (in the park)	Izumigaoka East Park 1 Izumigaokka, Iwaki	Sep-21	Cs137	2930.0 Bq/kg dry	± 301.0 Bq/kg dry	3043.0	Cs137	7.3 Bq/kg dry	
			Cs134	113.0 Bq/kg dry	± 13.1 Bq/kg dry		Cs134	6.8 Bq/kg dry	
Soil (in the park)	Izumigaoka East Park 1 Izumigaokka, Iwaki	Sep-21	Cs137	2020.0 Bq/kg dry	± 207.0 Bq/kg dry	2100.3	Cs137	4.4 Bq/kg dry	
			Cs134	80.3 Bq/kg dry	± 9.1 Bq/kg dry		Cs134	4.4 Bq/kg dry	
Soil (in the park)	Izumigaoka East Park 1 Izumigaokka, Iwaki	Sep-21	Cs137	1110.0 Bq/kg dry	± 114.0 Bq/kg dry	1150.6	Cs137	3.7 Bq/kg dry	
			Cs134	40.6 Bq/kg dry	± 5.0 Bq/kg dry		Cs134	3.9 Bq/kg dry	

※"\_" used in Measurement Result and Uncertainty shows that the value is below the detection limit.

But it does not necessary mean 0(zero)Bq/kg.



## ★Gamma-ray

(Bq/kg raw:Weight of raw sample Bq/kg dry:Weight of dried sample)

Samples	Sampling Point	Sampling Month	Measurement Result		Uncertainty		Total Amount of Cesium	Minimum Limit of Detection			
Soil (in the park)	Izumigaoka East Park 1 Izumigaokka, Iwaki	Sep-21	Cs137	344.0	Bq/kg dry	± 36.3	Bq/kg dry	357.7	Cs137	2.5	Bq/kg dry
			Cs134	13.7	Bq/kg dry	± 2.0	Bq/kg dry		Cs134	3.2	Bq/kg dry
Soil (in the park)	Izumigaoka East Park 1 Izumigaokka, Iwaki	Sep-21	Cs137	331.0	Bq/kg dry	± 34.9	Bq/kg dry	342.0	Cs137	2.6	Bq/kg dry
			Cs134	11.0	Bq/kg dry	± 1.8	Bq/kg dry		Cs134	3.3	Bq/kg dry
Soil (in the park)	Izumigaoka East Park 1 Izumigaokka, Iwaki	Sep-21	Cs137	287.0	Bq/kg dry	± 29.5	Bq/kg dry	295.5	Cs137	1.2	Bq/kg dry
			Cs134	8.5	Bq/kg dry	± 1.2	Bq/kg dry		Cs134	1.4	Bq/kg dry
Soil (in the park)	Izumigaoka East Park 1 Izumigaokka, Iwaki	Sep-21	Cs137	126.0	Bq/kg dry	± 13.3	Bq/kg dry	130.5	Cs137	1.1	Bq/kg dry
			Cs134	4.5	Bq/kg dry	± 0.8	Bq/kg dry		Cs134	1.5	Bq/kg dry
Soil (in the park)	Izumigaoka East Park 1 Izumigaokka, Iwaki	Sep-21	Cs137	101.0	Bq/kg dry	± 10.7	Bq/kg dry	104.6	Cs137	1.0	Bq/kg dry
			Cs134	3.6	Bq/kg dry	± 0.6	Bq/kg dry		Cs134	1.3	Bq/kg dry
Soil (in the park)	Izumigaokahanadate Park 3 Izumigaokka, Iwaki	Sep-21	Cs137	522.0	Bq/kg dry	± 53.2	Bq/kg dry	541.2	Cs137	1.4	Bq/kg dry
			Cs134	19.2	Bq/kg dry	± 2.3	Bq/kg dry		Cs134	1.6	Bq/kg dry
Soil (in the park)	Izumigaokahanadate Park 3 Izumigaokka, Iwaki	Sep-21	Cs137	488.0	Bq/kg dry	± 51.0	Bq/kg dry	511.1	Cs137	2.4	Bq/kg dry
			Cs134	23.1	Bq/kg dry	± 2.9	Bq/kg dry		Cs134	2.8	Bq/kg dry
Soil (in the park)	Izumigaokahanadate Park 3 Izumigaokka, Iwaki	Sep-21	Cs137	396.0	Bq/kg dry	± 40.7	Bq/kg dry	410.5	Cs137	1.4	Bq/kg dry
			Cs134	14.5	Bq/kg dry	± 1.9	Bq/kg dry		Cs134	1.7	Bq/kg dry
Soil (in the park)	Izumigaokahanadate Park 3 Izumigaokka, Iwaki	Sep-21	Cs137	342.0	Bq/kg dry	± 35.0	Bq/kg dry	354.9	Cs137	1.4	Bq/kg dry
			Cs134	12.9	Bq/kg dry	± 1.7	Bq/kg dry		Cs134	1.6	Bq/kg dry
Soil (in the park)	Izumigaokahanadate Park 3 Izumigaokka, Iwaki	Sep-21	Cs137	215.0	Bq/kg dry	± 22.8	Bq/kg dry	222.5	Cs137	1.8	Bq/kg dry
			Cs134	7.5	Bq/kg dry	± 1.3	Bq/kg dry		Cs134	2.2	Bq/kg dry
Soil (in the park)	Izumigaokahanadate Park 3 Izumigaokka, Iwaki	Sep-21	Cs137	206.0	Bq/kg dry	± 22.2	Bq/kg dry	216.1	Cs137	2.0	Bq/kg dry
			Cs134	10.1	Bq/kg dry	± 1.6	Bq/kg dry		Cs134	2.7	Bq/kg dry
Soil (in the park)	Moegidai North Park 2 Izumimoegidai, Iwaki	Oct-21	Cs137	433.0	Bq/kg dry	± 45.4	Bq/kg dry	448.2	Cs137	2.7	Bq/kg dry
			Cs134	15.2	Bq/kg dry	± 2.3	Bq/kg dry		Cs134	3.3	Bq/kg dry
Soil (in the park)	Moegidai North Park 2 Izumimoegidai, Iwaki	Oct-21	Cs137	392.0	Bq/kg dry	± 41.4	Bq/kg dry	410.2	Cs137	3.1	Bq/kg dry
			Cs134	18.2	Bq/kg dry	± 2.6	Bq/kg dry		Cs134	3.8	Bq/kg dry
Soil (in the park)	Moegidai North Park 2 Izumimoegidai, Iwaki	Oct-21	Cs137	354.0	Bq/kg dry	± 36.9	Bq/kg dry	365.0	Cs137	2.1	Bq/kg dry
			Cs134	11.0	Bq/kg dry	± 1.7	Bq/kg dry		Cs134	2.8	Bq/kg dry
Soil (in the park)	Moegidai North Park 2 Izumimoegidai, Iwaki	Oct-21	Cs137	211.0	Bq/kg dry	± 21.9	Bq/kg dry	218.1	Cs137	1.4	Bq/kg dry
			Cs134	7.1	Bq/kg dry	± 1.1	Bq/kg dry		Cs134	1.7	Bq/kg dry
Soil (in the park)	Moegidai North Park 2 Izumimoegidai, Iwaki	Oct-21	Cs137	136.0	Bq/kg dry	± 14.2	Bq/kg dry	140.7	Cs137	1.1	Bq/kg dry
			Cs134	4.7	Bq/kg dry	± 0.8	Bq/kg dry		Cs134	1.3	Bq/kg dry
Soil (in the park)	Moegidai North Park 2 Izumimoegidai, Iwaki	Oct-21	Cs137	119.0	Bq/kg dry	± 12.8	Bq/kg dry	124.3	Cs137	1.1	Bq/kg dry
			Cs134	5.3	Bq/kg dry	± 0.9	Bq/kg dry		Cs134	1.4	Bq/kg dry
Soil (in the park)	Moegidai South Park 1 Izumimoegidai, Iwaki	Oct-21	Cs137	596.0	Bq/kg dry	± 60.9	Bq/kg dry	616.7	Cs137	1.7	Bq/kg dry
			Cs134	20.7	Bq/kg dry	± 2.6	Bq/kg dry		Cs134	2.0	Bq/kg dry
Soil (in the park)	Moegidai South Park 1 Izumimoegidai, Iwaki	Oct-21	Cs137	477.0	Bq/kg dry	± 52.4	Bq/kg dry	502.9	Cs137	8.7	Bq/kg dry
			Cs134	25.9	Bq/kg dry	± 5.5	Bq/kg dry		Cs134	10.6	Bq/kg dry
Soil (in the park)	Moegidai South Park 1 Izumimoegidai, Iwaki	Oct-21	Cs137	321.0	Bq/kg dry	± 32.9	Bq/kg dry	331.3	Cs137	1.4	Bq/kg dry
			Cs134	10.3	Bq/kg dry	± 1.4	Bq/kg dry		Cs134	1.8	Bq/kg dry
Soil (in the park)	Moegidai South Park 1 Izumimoegidai, Iwaki	Oct-21	Cs137	210.0	Bq/kg dry	± 22.3	Bq/kg dry	217.8	Cs137	2.1	Bq/kg dry
			Cs134	7.8	Bq/kg dry	± 1.4	Bq/kg dry		Cs134	2.7	Bq/kg dry
Soil(in the park) under the swing	Moegidai South Park 1 Izumimoegidai, Iwaki	Oct-21	Cs137	198.0	Bq/kg dry	± 21.1	Bq/kg dry	205.1	Cs137	2.1	Bq/kg dry
			Cs134	7.1	Bq/kg dry	± 1.3	Bq/kg dry		Cs134	2.6	Bq/kg dry
Soil (in the park)	Moegidai South Park 1 Izumimoegidai, Iwaki	Oct-21	Cs137	44.2	Bq/kg dry	± 4.8	Bq/kg dry	44.2	Cs137	1.2	Bq/kg dry
			Cs134	—	Bq/kg dry	± —	Bq/kg dry		Cs134	1.4	Bq/kg dry
Soil (in the park)	Moegidai East Park 1 Izumimoegidai, Iwaki	Oct-21	Cs137	683.0	Bq/kg dry	± 70.5	Bq/kg dry	707.4	Cs137	2.6	Bq/kg dry
			Cs134	24.4	Bq/kg dry	± 3.1	Bq/kg dry		Cs134	2.9	Bq/kg dry

※"—" used in Measurement Result and Uncertainty shows that the value is below the detection limit.

But it does not necessary mean 0(zero)Bq/kg.

★Gamma-ray

(Bq/kg raw:Weight of raw sample Bq/kg dry:Weight of dried sample)





Samples	Sampling Point	Sampling Month	Measurement Result		Uncertainty	Total Amount of Cesium	Minimum Limit of Detection	
Soil (in the park)	Moegidai East Park 1 Izumimoegidai, Iwaki	Oct-21	Cs137	517.0 Bq/kg dry	± 52.8 Bq/kg dry	536.3	Cs137	1.4 Bq/kg dry
			Cs134	19.3 Bq/kg dry	± 2.3 Bq/kg dry		Cs134	1.6 Bq/kg dry
Soil (in the park)	Moegidai East Park 1 Izumimoegidai, Iwaki	Oct-21	Cs137	342.0 Bq/kg dry	± 36.5 Bq/kg dry	355.1	Cs137	2.7 Bq/kg dry
			Cs134	13.1 Bq/kg dry	± 2.0 Bq/kg dry		Cs134	3.6 Bq/kg dry
Soil (in the park)	Moegidai East Park 1 Izumimoegidai, Iwaki	Oct-21	Cs137	114.0 Bq/kg dry	± 11.9 Bq/kg dry	114.0	Cs137	1.4 Bq/kg dry
			Cs134	— Bq/kg dry	± — Bq/kg dry		Cs134	1.6 Bq/kg dry
Soil (in the park)	Moegidai East Park 1 Izumimoegidai, Iwaki	Oct-21	Cs137	17.4 Bq/kg dry	± 2.0 Bq/kg dry	17.4	Cs137	1.2 Bq/kg dry
			Cs134	— Bq/kg dry	± — Bq/kg dry		Cs134	1.5 Bq/kg dry
Soil (in the park)	Moegidai West Park 3 Izumimoegidai, Iwaki	Oct-21	Cs137	488.0 Bq/kg dry	± 51.0 Bq/kg dry	506.2	Cs137	2.9 Bq/kg dry
			Cs134	18.2 Bq/kg dry	± 2.6 Bq/kg dry		Cs134	3.5 Bq/kg dry
Soil (in the park)	Moegidai West Park 3 Izumimoegidai, Iwaki	Oct-21	Cs137	478.0 Bq/kg dry	± 48.9 Bq/kg dry	494.1	Cs137	1.5 Bq/kg dry
			Cs134	16.1 Bq/kg dry	± 2.0 Bq/kg dry		Cs134	1.7 Bq/kg dry
Soil (in the park)	Moegidai West Park 3 Izumimoegidai, Iwaki	Oct-21	Cs137	442.0 Bq/kg dry	± 45.3 Bq/kg dry	459.0	Cs137	1.4 Bq/kg dry
			Cs134	17.0 Bq/kg dry	± 2.1 Bq/kg dry		Cs134	1.7 Bq/kg dry
Soil (in the park)	Moegidai West Park 3 Izumimoegidai, Iwaki	Oct-21	Cs137	343.0 Bq/kg dry	± 35.3 Bq/kg dry	356.1	Cs137	1.3 Bq/kg dry
			Cs134	13.1 Bq/kg dry	± 1.7 Bq/kg dry		Cs134	1.5 Bq/kg dry
Soil (in the park)	Moegidai West Park 3 Izumimoegidai, Iwaki	Oct-21	Cs137	227.0 Bq/kg dry	± 23.9 Bq/kg dry	235.8	Cs137	2.5 Bq/kg dry
			Cs134	8.8 Bq/kg dry	± 1.4 Bq/kg dry		Cs134	2.7 Bq/kg dry
Soil (in the park)	Moegidai West Park 3 Izumimoegidai, Iwaki	Oct-21	Cs137	53.4 Bq/kg dry	± 6.0 Bq/kg dry	53.4	Cs137	1.8 Bq/kg dry
			Cs134	— Bq/kg dry	± — Bq/kg dry		Cs134	2.2 Bq/kg dry
Soil (in the park)	Moegidai West Park 3 Izumimoegidai, Iwaki	Oct-21	Cs137	— Bq/kg dry	± — Bq/kg dry	Under Minimum Limit of Detection	Cs137	2.6 Bq/kg dry
			Cs134	— Bq/kg dry	± — Bq/kg dry		Cs134	2.6 Bq/kg dry

※"\_" used in Measurement Result and Uncertainty shows that the value is below the detection limit.

But it does not necessary mean 0(zero)Bq/kg.



★Gamma-ray

Measuring instrument		Feature	Guide to lower limit※
<b>NaI Scintillation Spectrometer</b>			
Product of ATOMTEX AT1320A 	Product of BERTHOLD LB2045 	· Gamma-ray spectrometer with NaI scintillation detector.	Food (Sample 1kg) Lower limit 1.0Bq/Kg Soil (Sample 1kg) Lower limit 2.5Bq/Kg Material (Sample 1kg) Lower limit 1.0Bq/Kg Water (Sample 20L) Lower limit 0.02Bq/L
<b>Germanium Semiconductor detector</b>			
ORTEC GEM30-70 	CANBERRA GC4020 	· Radioactivity measurement series. Quantitative analysis based on "Gamma-ray spectrometry with germanium semiconductor detector." · ORTEC GEM30-70 Relative efficiency 35% · CANBERRA GC4020 Relative efficiency 43%	Food (Sample 2kg) Lower limit 0.04Bq/Kg Soil (Sample 1kg) Lower limit 0.06Bq/Kg Material (Sample 1kg) Lower limit 0.06Bq/Kg Water (Sample 20L) Lower limit 0.001Bq/L

※The lower limit varies depending on the sample weight and measurement time.

Measuring instrument: Germanium Semiconductor detector

(Bq/kg raw: Weight of raw sample Bq/kg dry: Weight of dried sample)

Samples	Sampling Point	Sampling Month	Measuring instrument type	Measurement Result		Uncertainty		Total Amount of Cesium	Minimum Limit of Detection	
Brown rice	Tairashimotakaku, Iwaki	Oct-21	OR	Cs137	0.17 Bq/kg raw	± 0.03	Bq/kg raw	0.17	Cs137	0.06 Bq/kg raw
				Cs134	— Bq/kg raw	± —	Bq/kg raw		Cs134	0.09 Bq/kg raw
Brown rice	Jobanosamago, Iwaki	Oct-21	OR	Cs137	0.53 Bq/kg raw	± 0.03	Bq/kg raw	0.53	Cs137	0.04 Bq/kg raw
				Cs134	— Bq/kg raw	± —	Bq/kg raw		Cs134	0.05 Bq/kg raw
Rice	Jobanosamago, Iwaki	Oct-21	OR	Cs137	0.1 Bq/kg raw	± 0.03	Bq/kg raw	0.1	Cs137	0.07 Bq/kg raw
				Cs134	— Bq/kg raw	± —	Bq/kg raw		Cs134	0.07 Bq/kg raw
Rice	Yamagata Pref.	Oct-21	OR	Cs137	0.18 Bq/kg raw	± 0.02	Bq/kg raw	0.18	Cs137	0.05 Bq/kg raw
				Cs134	— Bq/kg raw	± —	Bq/kg raw		Cs134	0.05 Bq/kg raw
Taro	Onahamashimokajiro, Iwaki	Oct-21	OR	Cs137	— Bq/kg raw	± —	Bq/kg raw	Under Minimum Limit of Detection	Cs137	0.1 Bq/kg raw
				Cs134	— Bq/kg raw	± —	Bq/kg raw		Cs134	0.1 Bq/kg raw
Sweet potato	Tairashimotakaku, Iwaki	Oct-21	OR	Cs137	0.41 Bq/kg raw	± 0.09	Bq/kg raw	0.41	Cs137	0.1 Bq/kg raw
				Cs134	— Bq/kg raw	± —	Bq/kg raw		Cs134	0.1 Bq/kg raw
Sweet potato	Onahama, Iwaki	Oct-21	OR	Cs137	— Bq/kg raw	± —	Bq/kg raw	Under Minimum Limit of Detection	Cs137	0.1 Bq/kg raw
				Cs134	— Bq/kg raw	± —	Bq/kg raw		Cs134	0.1 Bq/kg raw
Chinese cabbage	Shimookeuri, Kawamae, Iwaki	Oct-21	OR	Cs137	— Bq/kg raw	± —	Bq/kg raw	Under Minimum Limit of Detection	Cs137	0.1 Bq/kg raw
				Cs134	— Bq/kg raw	± —	Bq/kg raw		Cs134	0.2 Bq/kg raw
Japanese white radish(pulp)	Shimookeuri, Kawamae, Iwaki	Oct-21	OR	Cs137	— Bq/kg raw	± —	Bq/kg raw	Under Minimum Limit of Detection	Cs137	0.1 Bq/kg raw
				Cs134	— Bq/kg raw	± —	Bq/kg raw		Cs134	0.1 Bq/kg raw
Japanese white radish(leaves)	Shimookeuri, Kawamae, Iwaki	Oct-21	OR	Cs137	0.35 Bq/kg raw	± 0.07	Bq/kg raw	0.35	Cs137	0.1 Bq/kg raw
				Cs134	— Bq/kg raw	± —	Bq/kg raw		Cs134	0.1 Bq/kg raw
Leek	Uchigokoya, Iwaki	Sep-21	OR	Cs137	0.36 Bq/kg raw	± 0.04	Bq/kg raw	0.36	Cs137	0.09 Bq/kg raw
				Cs134	— Bq/kg raw	± —	Bq/kg raw		Cs134	0.08 Bq/kg raw
Pumpkin	Uchigokoya, Iwaki	Sep-21	OR	Cs137	0.5 Bq/kg raw	± 0.1	Bq/kg raw	0.5	Cs137	0.1 Bq/kg raw
				Cs134	— Bq/kg raw	± —	Bq/kg raw		Cs134	0.2 Bq/kg raw
Persimmon	Tairashimotakaku, Iwaki	Oct-21	OR	Cs137	1.38 Bq/kg raw	± 0.05	Bq/kg raw	1.38	Cs137	0.08 Bq/kg raw
				Cs134	— Bq/kg raw	± —	Bq/kg raw		Cs134	0.08 Bq/kg raw
Persimmon	Tairashimokabeya, Iwaki	Oct-21	OR	Cs137	0.2 Bq/kg raw	± 0.1	Bq/kg raw	0.2	Cs137	0.2 Bq/kg raw
				Cs134	— Bq/kg raw	± —	Bq/kg raw		Cs134	0.1 Bq/kg raw
Mandarin orange	Tairashimokabeya, Iwaki	Oct-21	OR	Cs137	0.1 Bq/kg raw	± 0.04	Bq/kg raw	0.1	Cs137	0.08 Bq/kg raw
				Cs134	— Bq/kg raw	± —	Bq/kg raw		Cs134	0.08 Bq/kg raw
Chestnut (boiled)	Hanawa, Higashishirakawa, Fukushima	Sep-21	CA	Cs137	2.1 Bq/kg raw	± 0.2	Bq/kg raw	2.1	Cs137	0.5 Bq/kg raw
				Cs134	— Bq/kg raw	± —	Bq/kg raw		Cs134	0.4 Bq/kg raw
Bamboo shoot	Kamiogawa, Ogawa, Iwaki	May-21	CA	Cs137	7.2 Bq/kg raw	± 0.1	Bq/kg raw	7.6	Cs137	0.1 Bq/kg raw
				Cs134	0.4 Bq/kg raw	± 0.07	Bq/kg raw		Cs134	0.1 Bq/kg raw

※"\_"used in Measurement Result and Uncertainty shows that the value is below the detection limit.

But it does not necessary mean 0(zero)Bq/kg.



★Gamma-ray

(Bq/kg raw:Weight of raw sample Bq/kg dry:Weight of dried sample)

Samples	Sampling Point	Sampling Month	Measuring instrument type	Measurement Result		Uncertainty		Total Amount of Cesium	Minimum Limit of Detection	
Greenling (flesh)	Fukushima Pref.	Sep-21	CA	Cs137	0.5 Bq/kg raw	± 0.09 Bq/kg raw	0.5	Cs137	0.1 Bq/kg raw	
				Cs134	— Bq/kg raw	± — Bq/kg raw		Cs134	0.1 Bq/kg raw	
Greater amberjack (whole)	Ena Port/Iwaki City	Jun-21	CA	Cs137	0.2 Bq/kg raw	± 0.1 Bq/kg raw	0.2	Cs137	0.2 Bq/kg raw	
				Cs134	— Bq/kg raw	± — Bq/kg raw		Cs134	0.3 Bq/kg raw	
Horse mackerel(whole)	Numanouchi Port/Iwaki City	Sep-21	CA	Cs137	— Bq/kg raw	± — Bq/kg raw	Under Minimum Limit of Detection	Cs137	0.2 Bq/kg raw	
				Cs134	— Bq/kg raw	± — Bq/kg raw		Cs134	0.2 Bq/kg raw	
Sardine (whole)	Numanouchi Port/Iwaki City	Sep-21	CA	Cs137	1.4 Bq/kg raw	± 0.5 Bq/kg raw	1.4	Cs137	1.0 Bq/kg raw	
				Cs134	— Bq/kg raw	± — Bq/kg raw		Cs134	0.9 Bq/kg raw	
crab	Numanouchi Port/Iwaki City	Sep-21	CA	Cs137	0.3 Bq/kg raw	± 0.1 Bq/kg raw	0.3	Cs137	0.2 Bq/kg raw	
				Cs134	— Bq/kg raw	± — Bq/kg raw		Cs134	0.2 Bq/kg raw	
Sake	Naraha, Futaba, Fukushima	Apr-20	OR	Cs137	— Bq/L	± — Bq/L	Under Minimum Limit of Detection	Cs137	0.1 Bq/L	
				Cs134	— Bq/L	± — Bq/L		Cs134	0.2 Bq/L	
Soil	Okuma, Futaba, Fukushima	Oct-21	OR	Cs137	157.2 Bq/kg dry	± 3.3 Bq/kg dry	161.7	Cs137	1.8 Bq/kg dry	
				Cs134	4.5 Bq/kg dry	± 0.9 Bq/kg dry		Cs134	1.7 Bq/kg dry	
Soil	Okuma, Futaba, Fukushima	Oct-21	OR	Cs137	125.5 Bq/kg dry	± 3.1 Bq/kg dry	129.2	Cs137	2.0 Bq/kg dry	
				Cs134	3.7 Bq/kg dry	± 1.1 Bq/kg dry		Cs134	2.1 Bq/kg dry	
Soil	Okuma, Futaba, Fukushima	Oct-21	OR	Cs137	102.5 Bq/kg dry	± 1.0 Bq/kg dry	106.4	Cs137	0.6 Bq/kg dry	
				Cs134	3.9 Bq/kg dry	± 0.3 Bq/kg dry		Cs134	0.6 Bq/kg dry	
Soil	Okuma, Futaba, Fukushima	Oct-21	OR	Cs137	108.2 Bq/kg dry	± 3.6 Bq/kg dry	111.4	Cs137	2.6 Bq/kg dry	
				Cs134	3.2 Bq/kg dry	± 1.2 Bq/kg dry		Cs134	2.3 Bq/kg dry	
Soil	Okuma, Futaba, Fukushima	Oct-21	OR	Cs137	93.6 Bq/kg dry	± 3.2 Bq/kg dry	97.4	Cs137	2.0 Bq/kg dry	
				Cs134	3.8 Bq/kg dry	± 1.2 Bq/kg dry		Cs134	2.4 Bq/kg dry	
Soil	Okuma, Futaba, Fukushima	Oct-21	OR	Cs137	91.3 Bq/kg dry	± 2.6 Bq/kg dry	94.4	Cs137	1.8 Bq/kg dry	
				Cs134	3.1 Bq/kg dry	± 1.0 Bq/kg dry		Cs134	2.1 Bq/kg dry	
Soil	Okuma, Futaba, Fukushima	Oct-21	OR	Cs137	80.1 Bq/kg dry	± 2.8 Bq/kg dry	83.2	Cs137	2.2 Bq/kg dry	
				Cs134	3.1 Bq/kg dry	± 1.1 Bq/kg dry		Cs134	2.1 Bq/kg dry	
Soil	Okuma, Futaba, Fukushima	Oct-21	OR	Cs137	78.7 Bq/kg dry	± 1.0 Bq/kg dry	80.9	Cs137	0.7 Bq/kg dry	
				Cs134	2.2 Bq/kg dry	± 0.4 Bq/kg dry		Cs134	0.7 Bq/kg dry	
Soil	Okuma, Futaba, Fukushima	Oct-21	OR	Cs137	68.2 Bq/kg dry	± 2.9 Bq/kg dry	71.3	Cs137	2.3 Bq/kg dry	
				Cs134	3.1 Bq/kg dry	± 1.1 Bq/kg dry		Cs134	2.2 Bq/kg dry	
Soil	Okuma, Futaba, Fukushima	Oct-21	OR	Cs137	61.0 Bq/kg dry	± 2.4 Bq/kg dry	61.0	Cs137	2.3 Bq/kg dry	
				Cs134	— Bq/kg dry	± — Bq/kg dry		Cs134	2.4 Bq/kg dry	
Soil	Okuma, Futaba, Fukushima	Oct-21	OR	Cs137	60.2 Bq/kg dry	± 4.2 Bq/kg dry	60.2	Cs137	4.7 Bq/kg dry	
				Cs134	— Bq/kg dry	± — Bq/kg dry		Cs134	5.0 Bq/kg dry	
Soil	Okuma, Futaba, Fukushima	Oct-21	OR	Cs137	55.9 Bq/kg dry	± 2.4 Bq/kg dry	58.3	Cs137	2.1 Bq/kg dry	
				Cs134	2.4 Bq/kg dry	± 0.9 Bq/kg dry		Cs134	1.8 Bq/kg dry	
Soil	Okuma, Futaba, Fukushima	Oct-21	OR	Cs137	16.9 Bq/kg dry	± 1.4 Bq/kg dry	16.9	Cs137	2.0 Bq/kg dry	
				Cs134	— Bq/kg dry	± — Bq/kg dry		Cs134	2.1 Bq/kg dry	
Soil	Okuma, Futaba, Fukushima	Oct-21	OR	Cs137	12.5 Bq/kg dry	± 1.2 Bq/kg dry	12.5	Cs137	1.8 Bq/kg dry	
				Cs134	— Bq/kg dry	± — Bq/kg dry		Cs134	1.7 Bq/kg dry	
Soil	Okawara, Okuma, Futaba, Fukushima	Oct-21	OR	Cs137	61.4 Bq/kg dry	± 2.2 Bq/kg dry	63.9	Cs137	1.9 Bq/kg dry	
				Cs134	2.5 Bq/kg dry	± 0.9 Bq/kg dry		Cs134	1.7 Bq/kg dry	
Soil	Okawara, Okuma, Futaba, Fukushima	Oct-21	OR	Cs137	33.2 Bq/kg dry	± 1.6 Bq/kg dry	33.2	Cs137	1.6 Bq/kg dry	
				Cs134	— Bq/kg dry	± — Bq/kg dry		Cs134	1.5 Bq/kg dry	
Soil①	Minamiaizu-cho, Minamiaizu, Fukushima	Aug-21	OR	Cs137	25.0 Bq/kg dry	± 0.5 Bq/kg dry	25.9	Cs137	0.6 Bq/kg dry	
				Cs134	0.9 Bq/kg dry	± 0.30 Bq/kg dry		Cs134	0.6 Bq/kg dry	
Soil②	Minamiaizu-cho, Minamiaizu, Fukushima	Aug-21	OR	Cs137	24.8 Bq/kg dry	± 0.3 Bq/kg dry	25.5	Cs137	0.3 Bq/kg dry	
				Cs134	0.7 Bq/kg dry	± 0.1 Bq/kg dry		Cs134	0.3 Bq/kg dry	

※"\_"used in Measurement Result and Uncertainty shows that the value is below the detection limit.

But it does not necessary mean 0(zero)Bq/kg.

★Gamma-ray



(Bq/kg raw:Weight of raw sample Bq/kg dry:Weight of dried sample)

Samples	Sampling Point	Sampling Month	Measuring instrument type	Measurement Result		Uncertainty		Total Amount of Cesium	Minimum Limit of Detection	
Soil③	Minamiaizu-cho, Minamiaizu, Fukushima	Aug-21	OR	Cs137	23.8 Bq/kg dry	± 1.5 Bq/kg dry	23.8	Cs137	1.7 Bq/kg dry	
				Cs134	— Bq/kg dry	± — Bq/kg dry		Cs134	1.9 Bq/kg dry	
Soil④	Minamiaizu-cho, Minamiaizu, Fukushima	Aug-21	OR	Cs137	20.8 Bq/kg dry	± 1.3 Bq/kg dry	20.8	Cs137	1.5 Bq/kg dry	
				Cs134	— Bq/kg dry	± — Bq/kg dry		Cs134	1.9 Bq/kg dry	
Sea water (surface)	Tomioka Port/ Fukushima Pref.	Aug-21	OR	Cs137	0.013 Bq/L	± 0.0006 Bq/L	0.013	Cs137	0.0009 Bq/L	
				Cs134	— Bq/L	± — Bq/L		Cs134	0.001 Bq/L	
Ash (wood-burning stove)	Agano, Niigata	Mar-21	OR	Cs137	2.1 Bq/kg raw	± 0.6 Bq/kg raw	2.1	Cs137	1.2 Bq/kg raw	
				Cs134	— Bq/kg raw	± — Bq/kg raw		Cs134	1.5 Bq/kg raw	
Straw	Jobanosamago, Iwaki	May-21	OR	Cs137	5.9 Bq/kg raw	± 0.6 Bq/kg raw	5.9	Cs137	0.9 Bq/kg raw	
				Cs134	— Bq/kg raw	± — Bq/kg raw		Cs134	0.8 Bq/kg raw	

※"\_"used in Measurement Result and Uncertainty shows that the value is below the detection limit.

But it does not necessary mean 0(zero)Bq/kg.

★Beta-ray

Measuring instrument		Feature
Liquid Scintillation Counter		
Product of Hidex <b>HIDEX 300SLL</b>	Product of PerkinElmer Japan <b>Quantulus GCT 622</b>	Equipment for measuring low-energy beta-ray emission nuclides
		Measuring nuclide Strontium90 Half-life 30 years Organically bound 3H Half-life 12.3 years Free-water 3H Half-life 12.3 years
All samples are measured in liquid condition after several days of pretreatment.		

(Bq/Kg raw:Weight of raw sample Bq/Kg dry:Weight of dried sample)

Samples	Sampling Point	Sampling Month	Measurement Result		Uncertainty		Minimum Limit of Detection	
Rain Water	Noda, Fukushima, Fukushima Pref.	Jul-21	T (Free)	<b>0.43</b> Bq/L	± 0.20 Bq/L	0.17 Bq/L		
Vapor (in the air)	Noda, Fukushima, Fukushima Pref.	Jul-21	T (Free)	<b>0.27</b> Bq/L	± 0.18 Bq/L	0.17 Bq/L		
Vapor (in the air)	Onahamahanabatake, Iwaki	Aug-21	T (Free)	Under Minimum Limit of Detection Bq/L	± — Bq/L	0.17 Bq/L		
Sea water A (lower)	Off the coast of Fukushima Nuclear Power Plant 1	Aug-21	T (Free)	Under Minimum Limit of Detection Bq/L	± — Bq/L	0.17 Bq/L		
Sea water B (lower)	Off the coast of Fukushima Nuclear Power Plant 1	Aug-21	T (Free)	Under Minimum Limit of Detection Bq/L	± — Bq/L	0.17 Bq/L		
Sea water C (lower)	Off the coast of Fukushima Nuclear Power Plant 1	Aug-21	T (Free)	Under Minimum Limit of Detection Bq/L	± — Bq/L	0.17 Bq/L		
Sea water D (lower)	Off the coast of Fukushima Nuclear Power Plant 1	Aug-21	T (Free)	Under Minimum Limit of Detection Bq/L	± — Bq/L	0.17 Bq/L		
Flounder (flesh)	Off the coast of Fukushima Nuclear Power Plant 1	Aug-21	T (Organic)	Under Minimum Limit of Detection Bq/kg dry	± — Bq/kg dry	1.12 Bq/kg dry		
Rice	Kochi Pref.	Jul-20	Sr90	Under Minimum Limit of Detection Bq/kg dry	± — Bq/kg dry	0.12 Bq/kg dry		
Unripe green ume (seedless)	Naraha, Futaba, Fukushima	Jun-17	Sr90	<b>0.44</b> Bq/kg dry	± 0.15 Bq/kg dry	0.23 Bq/kg dry		
Yanagimodashi mushroom	Hanawa, Higashishirakawa, Fukushima	Oct-21	Sr90	Under Minimum Limit of Detection Bq/kg dry	± — Bq/kg dry	0.31 Bq/kg dry		
Black seabream① (bone)	Kaneda Port/ Kanagawa Pref.	Oct-18	Sr90	Under Minimum Limit of Detection Bq/kg dry	± — Bq/kg dry	0.11 Bq/kg dry		
Black seabream② (bone)	Kaneda Port/ Kanagawa Pref.	Oct-18	Sr90	Under Minimum Limit of Detection Bq/kg dry	± — Bq/kg dry	0.11 Bq/kg dry		
Flounder (head/bone)	Off the coast of Fukushima Nuclear Power Plant 1	Aug-21	Sr90	Under Minimum Limit of Detection Bq/kg dry	± — Bq/kg dry	0.10 Bq/kg dry		
Flounder (head/bone)	Off the coast of Fukushima Nuclear Power Plant 1	Aug-21	Sr90	Under Minimum Limit of Detection Bq/kg dry	± — Bq/kg dry	0.10 Bq/kg dry		
Greater amberjack (head/bone)	Off the coast of Fukushima Nuclear Power Plant 1	Aug-21	Sr90	Under Minimum Limit of Detection Bq/kg dry	± — Bq/kg dry	0.21 Bq/kg dry		
Crimson seabream (head/bone)	Off the coast of Fukushima Nuclear Power Plant 1	Aug-21	Sr90	Under Minimum Limit of Detection Bq/kg dry	± — Bq/kg dry	0.14 Bq/kg dry		

※"\_" used in Measurement Result and Uncertainty shows that the value is below the detection limit.

But it does not necessary mean 0(zero)Bq/kg.

★Beta-ray

(Bq/Kg raw:Weight of raw sample Bq/Kg dry:Weight of dried sample)

Samples	Sampling Point	Sampling Month	Measurement Result		Uncertainty	Minimum Limit of Detection	
				Bq/kg dry			Bq/kg dry
Crimson seabream (head/bone)	Off the coast of Fukushima Nuclear Power Plant 1	Aug-21	Sr90	Under Minimum Limit of Detection	± — Bq/kg dry	0.14	Bq/kg dry
Soil	Tamagawa North Park Onahamatamagawa, Iwaki	Aug-20	Sr90	Under Minimum Limit of Detection	± — Bq/kg dry	1.62	Bq/kg dry
Soil	Izumi West Park Izumi, Iwaki	Oct-20	Sr90	Under Minimum Limit of Detection	± — Bq/kg dry	1.55	Bq/kg dry
Soil	Izumi South Park Izumi, Iwaki	Oct-20	Sr90	Under Minimum Limit of Detection	± — Bq/kg dry	1.63	Bq/kg dry
Soil	Izumi Park Izumi, Iwaki	Nov-20	Sr90	Under Minimum Limit of Detection	± — Bq/kg dry	1.55	Bq/kg dry
Soil	Oki Park Izumitamatsuyu, Iwaki	Nov-20	Sr90	Under Minimum Limit of Detection	± — Bq/kg dry	1.52	Bq/kg dry
Sea sand	Matsushita Coast Onahama, Iwaki	Sep-20	Sr90	Under Minimum Limit of Detection	± — Bq/kg dry	1.59	Bq/kg dry
Sea water D (surface)	Off the coast of Fukushima Nuclear Power Plant 1	Aug-21	Sr90	0.0032 Bq/L	± 0.0006 Bq/L	0.0007	Bq/L
Sea water D (lower)	Off the coast of Fukushima Nuclear Power Plant 1	Aug-21	Sr90	0.001 Bq/L	± 0.0005 Bq/L	0.0008	Bq/L
Sea water (surface)	Tomioka Port/ Fukushima Pref.	Aug-21	Sr90	0.0008 Bq/L	± 0.0004 Bq/L	0.0007	Bq/L
Lake water (surface)	Lake Inawashiro/ Fukushima Pref.	Oct-21	Sr90	Under Minimum Limit of Detection	± — Bq/L	0.0006	Bq/L
Lake water (lower)	Lake Inawashiro/ Fukushima Pref.	Oct-21	Sr90	0.0008 Bq/L	± 0.0004 Bq/L	0.0006	Bq/L
Pine leaf	Nogami, Okuma, Futaba, Fukushima	Mar-19	Sr90	10.21 Bq/kg dry	± 0.61 Bq/kg dry	0.36	Bq/kg dry

※"\_" used in Measurement Result and Uncertainty shows that the value is below the detection limit.

But it does not necessary mean 0(zero)Bq/kg.





# Measurement results of 16 items by germanium semiconductor detector

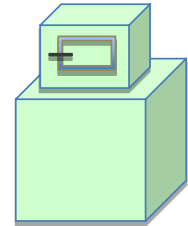
Dr. Tetsuji Imanaka, Institute of Multiple Nuclear Science, Kyoto University

In order to convey more measurement results to everyone, we have asked Dr. Tetsuji Imanaka of the Institute of Advanced Nuclear Science, Kyoto University, to measure low-dose samples using germanium semiconductor detectors. Measurement samples are not only from Fukushima Prefecture but also come from other prefectures. Please compare data based on measurements from various regions and use them to protect your children from radiation exposure.

## ★Gamma-ray

Measuring instrument : Germanium Semiconductor detector

- Product of CANBERRA(CA),USA GX3018 Relative efficiency 30% or more
- Product of ORTEC(OR),USA GMX25-70 Relative efficiency 35%



(Bq/kg raw:Weight of raw sample Bq/kg dry:Weight of dried sample)

Samples	Sampling Point	Sampling Month	Measuring instrument type	Measurement Result		Uncertainty		Total Amount of Cesium	Minimum Limit of Detection	
Glutinous rice	Nihonmatsu, Fukushima	Oct-20	OR	Cs137	0.49 Bq/kg raw	± 0.03 Bq/kg raw	0.49	Cs137	—	Bq/kg raw
				Cs134	— Bq/kg raw	± — Bq/kg raw			—	Bq/kg raw
Potato	Iwaki City	Jun-21	OR	Cs137	0.2 Bq/kg raw	± 0.04 Bq/kg raw	0.2	Cs137	—	Bq/kg raw
				Cs134	— Bq/kg raw	± — Bq/kg raw			—	Bq/kg raw
Onion	Namie, Futaba, Fukushima	Jul-21	OR	Cs137	0.09 Bq/kg raw	± 0.02 Bq/kg raw	0.09	Cs137	—	Bq/kg raw
				Cs134	— Bq/kg raw	± — Bq/kg raw			—	Bq/kg raw
Japanese white radish	Tairashimokabeya, Iwaki	Jun-21	CA	Cs137	— Bq/kg raw	± — Bq/kg raw	Under Minimum Limit of Detection	Cs137	0.06	Bq/kg raw
				Cs134	— Bq/kg raw	± — Bq/kg raw			—	Bq/kg raw
Pumpkin	Naraha, Futaba, Fukushima	Jul-21	OR	Cs137	0.47 Bq/kg raw	± 0.06 Bq/kg raw	0.47	Cs137	—	Bq/kg raw
				Cs134	— Bq/kg raw	± — Bq/kg raw			—	Bq/kg raw
Malabar spinach	Fukushima Pref.	Jun-21	OR	Cs137	0.19 Bq/kg raw	± 0.03 Bq/kg raw	0.19	Cs137	—	Bq/kg raw
				Cs134	— Bq/kg raw	± — Bq/kg raw			—	Bq/kg raw
Corn	Naraha, Futaba, Fukushima	Jul-21	OR	Cs137	0.07 Bq/kg raw	± 0.03 Bq/kg raw	0.07	Cs137	—	Bq/kg raw
				Cs134	— Bq/kg raw	± — Bq/kg raw			—	Bq/kg raw
Bamboo shoot (boiled)	Tairashimokabeya, Iwaki	Apr-21	CA	Cs137	18.6 Bq/kg raw	± 0.2 Bq/kg raw	19.23	Cs137	—	Bq/kg raw
				Cs134	0.63 Bq/kg raw	± 0.06 Bq/kg raw			—	Bq/kg raw
Butterbur sprout	Tairashimokabeya, Iwaki	Mar-21	OR	Cs137	3.7 Bq/kg raw	± 0.4 Bq/kg raw	3.7	Cs137	—	Bq/kg raw
				Cs134	— Bq/kg raw	± — Bq/kg raw			—	Bq/kg raw
Warabi	Kitashiobara, Yama, Fukushima	May-21	CA	Cs137	1.6 Bq/kg raw	± 0.1 Bq/kg raw	1.6	Cs137	—	Bq/kg raw
				Cs134	— Bq/kg raw	± — Bq/kg raw			—	Bq/kg raw
Warabi(wild)	Hanawa, Higashishirakawa, Fukushima	Jun-21	CA	Cs137	0.27 Bq/kg raw	± 0.04 Bq/kg raw	0.27	Cs137	—	Bq/kg raw
				Cs134	— Bq/kg raw	± — Bq/kg raw			—	Bq/kg raw
Persimmon (dried)	Nara Pref.	Mar-21	CA	Cs137	— Bq/kg raw	± — Bq/kg raw	Under Minimum Limit of Detection	Cs137	0.5	Bq/kg raw
				Cs134	— Bq/kg raw	± — Bq/kg raw			—	Bq/kg raw
Peach	Tamura, Koriyama, Fukushima	Aug-21	OR	Cs137	— Bq/kg raw	± — Bq/kg raw	Under Minimum Limit of Detection	Cs137	0.08	Bq/kg raw
				Cs134	— Bq/kg raw	± — Bq/kg raw			—	Bq/kg raw
Peach	Kori, Date, Fukushima.	Aug-21	OR	Cs137	0.26 Bq/kg raw	± 0.03 Bq/kg raw	0.26	Cs137	—	Bq/kg raw
				Cs134	— Bq/kg raw	± — Bq/kg raw			—	Bq/kg raw
Blueberry	Nihonmatsu, Fukushima	Aug-21	CA	Cs137	0.05 Bq/kg raw	± 0.03 Bq/kg raw	0.05	Cs137	—	Bq/kg raw
				Cs134	— Bq/kg raw	± — Bq/kg raw			—	Bq/kg raw
Blueberry	Funehiki, Tamura, Fukushima	Jul-21	CA	Cs137	0.25 Bq/kg raw	± 0.04 Bq/kg raw	0.25	Cs137	—	Bq/kg raw
				Cs134	— Bq/kg raw	± — Bq/kg raw			—	Bq/kg raw