



Radiation Measurement Results of 223 Items in July






When samples include natural radionuclides we can't deny the possibility of their radiation value counted together in our results.

The list below only shows the measurement results of the samples brought in.

Radioactive contamination level may differ according to sampling points even within the same address.

★Gamma-ray

Measuring instrument		Feature	Guide to lower limit※
Na I Scintillation Spectrometer			
Product of ATOMTEX AT1320A 	Product of BERTHOLD LB2045 	· Gamma-ray spectrometer with Na I scintillation detector.	Food (Sample 1kg) Lower limit 1.0Bq/Kg Soil (Sample 1kg) Lower limit 2.5Bq/Kg Material (Sample 1kg) Lower limit 1.0Bq/Kg Water (Sample 20L Lower limit 0.02Bq/L
Germanium Semiconductor detector			
ORTEC GEM30-70 		· Radioactivity measurement series. Quantitative analysis based on "Gamma-ray spectrometry with germanium semiconductor detector." · Relative efficiency 35%	Food (Sample 2kg) Lower limit 0.04Bq/Kg Soil (Sample 1kg) Lower limit 0.06Bq/Kg Material (Sample 1kg) Lower limit 0.06Bq/Kg Water (Sample 20L Lower limit 0.001Bq/L

※The lower limit varies depending on the sample weight and measurement time.

Measuring instrument:Na I Scintillation Spectrometer (Bq/kg raw:Weight of raw sample Bq/kg dry:Weight of dried sample)

Samples	Sampling Point	Sampling Month	Measurement Result		Uncertainty		Total Amount of Cesium	Minimum Limit of Detection	
			Cs137	Cs134	±	—		Cs137	Cs134
Rice	Aizuwakamatsu, Fukushima	Oct-20	Cs137	—	±	—	Under Minimum Limit of Detection	Cs137	1.7
			Cs134	—	±	—		Cs134	1.6
Rice	Iwaki city	Oct-20	Cs137	—	±	—	Under Minimum Limit of Detection	Cs137	1.7
			Cs134	—	±	—		Cs134	1.6
White eggplant	Fukushima, Fukushima Pref.	Jul-21	Cs137	—	±	—	Under Minimum Limit of Detection	Cs137	2.3
			Cs134	—	±	—		Cs134	2.1
Eggplant	Minamisoma, Fukushima	Jul-21	Cs137	—	±	—	Under Minimum Limit of Detection	Cs137	2.3
			Cs134	—	±	—		Cs134	1.9
Eggplant	Kakuda, Miyagi	Jul-21	Cs137	—	±	—	Under Minimum Limit of Detection	Cs137	2.7
			Cs134	—	±	—		Cs134	2.5
Japanese white radish	Miyagi Pref.	Jul-21	Cs137	—	±	—	Under Minimum Limit of Detection	Cs137	2.2
			Cs134	—	±	—		Cs134	2.1
Onion	Namie, Futaba, Fukushima	Jul-21	Cs137	—	±	—	Under Minimum Limit of Detection	Cs137	2.2
			Cs134	—	±	—		Cs134	2.0
Pumpkin	Hirono, Futaba, Fukushima	Jul-21	Cs137	—	±	—	Under Minimum Limit of Detection	Cs137	2.0
			Cs134	—	±	—		Cs134	1.6
Pumpkin	Kakuda, Miyagi	Jul-21	Cs137	—	±	—	Under Minimum Limit of Detection	Cs137	2.3
			Cs134	—	±	—		Cs134	2.2
Pumpkin	Iwaki city	Jul-21	Cs137	—	±	—	Under Minimum Limit of Detection	Cs137	2.1
			Cs134	—	±	—		Cs134	1.9
Cabbage	Iwaki city	Jun-21	Cs137	—	±	—	Under Minimum Limit of Detection	Cs137	2.2
			Cs134	—	±	—		Cs134	1.9
Chinese cabbage	Iwaki city	Jun-21	Cs137	—	±	—	Under Minimum Limit of Detection	Cs137	2.4
			Cs134	—	±	—		Cs134	2.2
Spinach	Ogoe, Tamura, Fukushima	Jun-21	Cs137	—	±	—	Under Minimum Limit of Detection	Cs137	3.0
			Cs134	—	±	—		Cs134	2.8
Spinach	Aizu, Fukushima	Jul-21	Cs137	—	±	—	Under Minimum Limit of Detection	Cs137	2.4
			Cs134	—	±	—		Cs134	2.1

※"_" used in Measurement Result and Uncertainty shows that the value is below the detection limit.

But it does not necessary mean 0(zero)Bq/kg.

★Gamma-ray

(Bq/kg raw:Weight of raw sample Bq/kg dry:Weight of dried sample)

Samples	Sampling Point	Sampling Month	Measurement Result		Uncertainty		Total Amount of Cesium	Minimum Limit of Detection				
Japanese mustard spinach	Ibaraki Pref.	Jul-21	Cs137	—	Bq/kg raw	±	—	Bq/kg raw	Under Minimum Limit of Detection	Cs137	1.5	Bq/kg raw
			Cs134	—	Bq/kg raw	±	—	Bq/kg raw	Cs134	1.2	Bq/kg raw	
Malabar spinach	Kori,Date, Fukushima	Jun-21	Cs137	—	Bq/kg raw	±	—	Bq/kg raw	Under Minimum Limit of Detection	Cs137	2.4	Bq/kg raw
			Cs134	—	Bq/kg raw	±	—	Bq/kg raw	Cs134	2.3	Bq/kg raw	
Malabar spinach	Iwaki city	Jul-21	Cs137	—	Bq/kg raw	±	—	Bq/kg raw	Under Minimum Limit of Detection	Cs137	2.1	Bq/kg raw
			Cs134	—	Bq/kg raw	±	—	Bq/kg raw	Cs134	1.7	Bq/kg raw	
Malabar spinach	Iwaki city	Jul-21	Cs137	—	Bq/kg raw	±	—	Bq/kg raw	Under Minimum Limit of Detection	Cs137	2.7	Bq/kg raw
			Cs134	—	Bq/kg raw	±	—	Bq/kg raw	Cs134	2.6	Bq/kg raw	
Moloheiya	Minamisoma, Fukushima	Jul-21	Cs137	—	Bq/kg raw	±	—	Bq/kg raw	Under Minimum Limit of Detection	Cs137	2.9	Bq/kg raw
			Cs134	—	Bq/kg raw	±	—	Bq/kg raw	Cs134	2.3	Bq/kg raw	
Water spinach	Iwaki city	Jul-21	Cs137	—	Bq/kg raw	±	—	Bq/kg raw	Under Minimum Limit of Detection	Cs137	2.2	Bq/kg raw
			Cs134	—	Bq/kg raw	±	—	Bq/kg raw	Cs134	1.7	Bq/kg raw	
Japanese white radish(leaves)	Iwaki city	Jun-21	Cs137	—	Bq/kg raw	±	—	Bq/kg raw	Under Minimum Limit of Detection	Cs137	3.2	Bq/kg raw
			Cs134	—	Bq/kg raw	±	—	Bq/kg raw	Cs134	2.6	Bq/kg raw	
Water spinach	Yanagawa,Date, Fukushima	Jul-21	Cs137	—	Bq/kg raw	±	—	Bq/kg raw	Under Minimum Limit of Detection	Cs137	3.6	Bq/kg raw
			Cs134	—	Bq/kg raw	±	—	Bq/kg raw	Cs134	3.4	Bq/kg raw	
Gynura bicolor	Fukushima, Fukushima Pref.	Jul-21	Cs137	—	Bq/kg raw	±	—	Bq/kg raw	Under Minimum Limit of Detection	Cs137	2.2	Bq/kg raw
			Cs134	—	Bq/kg raw	±	—	Bq/kg raw	Cs134	1.8	Bq/kg raw	
Purslane	Sagae, Yamagata	Jul-21	Cs137	—	Bq/kg raw	±	—	Bq/kg raw	Under Minimum Limit of Detection	Cs137	2.2	Bq/kg raw
			Cs134	—	Bq/kg raw	±	—	Bq/kg raw	Cs134	1.7	Bq/kg raw	
Cucumber	Yanagawa,Date, Fukushima	Jun-21	Cs137	—	Bq/kg raw	±	—	Bq/kg raw	Under Minimum Limit of Detection	Cs137	2.1	Bq/kg raw
			Cs134	—	Bq/kg raw	±	—	Bq/kg raw	Cs134	2.0	Bq/kg raw	
Cucumber	Sukagawa, Fukushima	Jul-21	Cs137	—	Bq/kg raw	±	—	Bq/kg raw	Under Minimum Limit of Detection	Cs137	2.2	Bq/kg raw
			Cs134	—	Bq/kg raw	±	—	Bq/kg raw	Cs134	2.1	Bq/kg raw	
Cucumber	Iwaki city	Jun-21	Cs137	—	Bq/kg raw	±	—	Bq/kg raw	Under Minimum Limit of Detection	Cs137	3.5	Bq/kg raw
			Cs134	—	Bq/kg raw	±	—	Bq/kg raw	Cs134	2.9	Bq/kg raw	
Cucumber	Marumori, Igu, Miyagi	Jun-21	Cs137	—	Bq/kg raw	±	—	Bq/kg raw	Under Minimum Limit of Detection	Cs137	1.9	Bq/kg raw
			Cs134	—	Bq/kg raw	±	—	Bq/kg raw	Cs134	1.8	Bq/kg raw	
Zucchini	Fukushima Pref.	Jul-21	Cs137	—	Bq/kg raw	±	—	Bq/kg raw	Under Minimum Limit of Detection	Cs137	1.6	Bq/kg raw
			Cs134	—	Bq/kg raw	±	—	Bq/kg raw	Cs134	1.3	Bq/kg raw	
Zucchini	Namie, Futaba, Fukushima	Jul-21	Cs137	—	Bq/kg raw	±	—	Bq/kg raw	Under Minimum Limit of Detection	Cs137	2.3	Bq/kg raw
			Cs134	—	Bq/kg raw	±	—	Bq/kg raw	Cs134	2.2	Bq/kg raw	
Zucchini	Iwaki city	Jun-21	Cs137	—	Bq/kg raw	±	—	Bq/kg raw	Under Minimum Limit of Detection	Cs137	2.2	Bq/kg raw
			Cs134	—	Bq/kg raw	±	—	Bq/kg raw	Cs134	2.1	Bq/kg raw	
Zucchini	Kakuda, Miyagi	Jun-21	Cs137	—	Bq/kg raw	±	—	Bq/kg raw	Under Minimum Limit of Detection	Cs137	2.2	Bq/kg raw
			Cs134	—	Bq/kg raw	±	—	Bq/kg raw	Cs134	2.1	Bq/kg raw	
Green pepper	Kori,Date, Fukushima	Jul-21	Cs137	—	Bq/kg raw	±	—	Bq/kg raw	Under Minimum Limit of Detection	Cs137	3.2	Bq/kg raw
			Cs134	—	Bq/kg raw	±	—	Bq/kg raw	Cs134	2.8	Bq/kg raw	
Green pepper	Ibaraki Pref.	Jul-21	Cs137	—	Bq/kg raw	±	—	Bq/kg raw	Under Minimum Limit of Detection	Cs137	2.9	Bq/kg raw
			Cs134	—	Bq/kg raw	±	—	Bq/kg raw	Cs134	2.5	Bq/kg raw	
Green pepper	Kakuda, Miyagi	Jul-21	Cs137	—	Bq/kg raw	±	—	Bq/kg raw	Under Minimum Limit of Detection	Cs137	2.0	Bq/kg raw
			Cs134	—	Bq/kg raw	±	—	Bq/kg raw	Cs134	1.6	Bq/kg raw	
Okra	Kagoshima Pref.	Jul-21	Cs137	—	Bq/kg raw	±	—	Bq/kg raw	Under Minimum Limit of Detection	Cs137	1.6	Bq/kg raw
			Cs134	—	Bq/kg raw	±	—	Bq/kg raw	Cs134	1.3	Bq/kg raw	
Green pepper	Iwaki city	Jul-21	Cs137	—	Bq/kg raw	±	—	Bq/kg raw	Under Minimum Limit of Detection	Cs137	2.6	Bq/kg raw
			Cs134	—	Bq/kg raw	±	—	Bq/kg raw	Cs134	2.0	Bq/kg raw	
Chili pepper	Iwaki city	Jun-21	Cs137	—	Bq/kg raw	±	—	Bq/kg raw	Under Minimum Limit of Detection	Cs137	1.8	Bq/kg raw
			Cs134	—	Bq/kg raw	±	—	Bq/kg raw	Cs134	1.5	Bq/kg raw	

※"—" used in Measurement Result and Uncertainty shows that the value is below the detection limit.

But it does not necessary mean 0(zero)Bq/kg.



★Gamma-ray

(Bq/kg raw:Weight of raw sample Bq/kg dry:Weight of dried sample)

Samples	Sampling Point	Sampling Month	Measurement Result		Uncertainty		Total Amount of Cesium	Minimum Limit of Detection	
			Cs137	Cs134	±	—		Cs137	Cs134
Green bean	Namie, Futaba, Fukushima	Jul-21	Cs137	—	±	—	Under Minimum Limit of Detection	Cs137	2.0
			Cs134	—	±	—		Cs134	1.5
Green bean	Naraha, Futaba, Fukushima	Jul-21	Cs137	—	±	—	Under Minimum Limit of Detection	Cs137	1.6
			Cs134	—	±	—		Cs134	1.2
Green bean	Iwaki city	Jun-21	Cs137	—	±	—	Under Minimum Limit of Detection	Cs137	2.2
			Cs134	—	±	—		Cs134	2.0
Green bean	Izumi, Iwaki	Jul-21	Cs137	—	±	—	Under Minimum Limit of Detection	Cs137	2.0
			Cs134	—	±	—		Cs134	1.6
Green bean	Kakuda, Miyagi	Jun-21	Cs137	—	±	—	Under Minimum Limit of Detection	Cs137	1.9
			Cs134	—	±	—		Cs134	1.7
String beans	Izumi, Iwaki	Jul-21	Cs137	—	±	—	Under Minimum Limit of Detection	Cs137	1.9
			Cs134	—	±	—		Cs134	1.7
Bitter gourd	Minamisoma, Fukushima	Jul-21	Cs137	—	±	—	Under Minimum Limit of Detection	Cs137	2.7
			Cs134	—	±	—		Cs134	2.5
Broccoli	Iwaki city	Jun-21	Cs137	—	±	—	Under Minimum Limit of Detection	Cs137	2.1
			Cs134	—	±	—		Cs134	1.9
Cauliflower	Iwaki city	Jun-21	Cs137	—	±	—	Under Minimum Limit of Detection	Cs137	1.9
			Cs134	—	±	—		Cs134	1.8
Celery	Miyagi Pref.	Jul-21	Cs137	—	±	—	Under Minimum Limit of Detection	Cs137	3.6
			Cs134	—	±	—		Cs134	3.3
Celery(leaves)	Miyagi Pref.	Jul-21	Cs137	—	±	—	Under Minimum Limit of Detection	Cs137	2.9
			Cs134	—	±	—		Cs134	2.3
Rhubarb	Fukushima, Fukushima Pref.	Jul-21	Cs137	—	±	—	Under Minimum Limit of Detection	Cs137	3.0
			Cs134	—	±	—		Cs134	2.6
Wax gourd	Ibaraki Pref.	Jul-21	Cs137	—	±	—	Under Minimum Limit of Detection	Cs137	1.8
			Cs134	—	±	—		Cs134	1.7
Bottle gourd	Sagae, Yamagata	Jul-21	Cs137	—	±	—	Under Minimum Limit of Detection	Cs137	1.8
			Cs134	—	±	—		Cs134	1.7
Garlic	Iwaki city	Jun-21	Cs137	—	±	—	Under Minimum Limit of Detection	Cs137	1.3
			Cs134	—	±	—		Cs134	1.0
Corn	Naraha, Futaba, Fukushima	Jul-21	Cs137	—	±	—	Under Minimum Limit of Detection	Cs137	2.5
			Cs134	—	±	—		Cs134	2.3
Tomato	Fukushima Pref.	Jul-21	Cs137	—	±	—	Under Minimum Limit of Detection	Cs137	1.3
			Cs134	—	±	—		Cs134	1.0
Tomato	Namie, Futaba, Fukushima	Jul-21	Cs137	—	±	—	Under Minimum Limit of Detection	Cs137	1.7
			Cs134	—	±	—		Cs134	1.6
Tomato	Naraha, Futaba, Fukushima	Jul-21	Cs137	—	±	—	Under Minimum Limit of Detection	Cs137	2.1
			Cs134	—	±	—		Cs134	2.0
Tomato	Kakuda, Miyagi	Jul-21	Cs137	—	±	—	Under Minimum Limit of Detection	Cs137	1.6
			Cs134	—	±	—		Cs134	1.5
Ginger	China (production)	Jul-21	Cs137	—	±	—	Under Minimum Limit of Detection	Cs137	1.8
			Cs134	—	±	—		Cs134	1.4
Red beet	Ibaraki Pref.	Jul-21	Cs137	—	±	—	Under Minimum Limit of Detection	Cs137	2.2
			Cs134	—	±	—		Cs134	2.0
Peach	Fukushima Pref.	Jul-21	Cs137	—	±	—	Under Minimum Limit of Detection	Cs137	1.4
			Cs134	—	±	—		Cs134	1.0
Peach	Fukushima, Fukushima Pref.	Jul-21	Cs137	—	±	—	Under Minimum Limit of Detection	Cs137	1.9
			Cs134	—	±	—		Cs134	1.7

※"_" used in Measurement Result and Uncertainty shows that the value is below the detection limit.

But it does not necessary mean 0(zero)Bq/kg.



★Gamma-ray

(Bq/kg raw:Weight of raw sample Bq/kg dry:Weight of dried sample)

Samples	Sampling Point	Sampling Month	Measurement Result		Uncertainty		Total Amount of Cesium	Minimum Limit of Detection	
Melon	Ryouzen, Date, Fukushima	Jul-21	Cs137	— Bq/kg raw	±	— Bq/kg raw	Under Minimum Limit of Detection	Cs137	3.1 Bq/kg raw
			Cs134	— Bq/kg raw	±	— Bq/kg raw		Cs134	2.4 Bq/kg raw
Amanatsu orange	Kagoshima Pref.	Jun-21	Cs137	— Bq/kg raw	±	— Bq/kg raw	Under Minimum Limit of Detection	Cs137	1.5 Bq/kg raw
			Cs134	— Bq/kg raw	±	— Bq/kg raw		Cs134	1.2 Bq/kg raw
Loquat	Iwaki city	Jun-21	Cs137	— Bq/kg raw	±	— Bq/kg raw	Under Minimum Limit of Detection	Cs137	2.2 Bq/kg raw
			Cs134	— Bq/kg raw	±	— Bq/kg raw		Cs134	1.9 Bq/kg raw
Loquat	Otawara, Tochigi	Jul-21	Cs137	— Bq/kg raw	±	— Bq/kg raw	Under Minimum Limit of Detection	Cs137	1.6 Bq/kg raw
			Cs134	— Bq/kg raw	±	— Bq/kg raw		Cs134	1.5 Bq/kg raw
Plum	Ryouzen, Date, Fukushima	Jun-21	Cs137	— Bq/kg raw	±	— Bq/kg raw	Under Minimum Limit of Detection	Cs137	1.7 Bq/kg raw
			Cs134	— Bq/kg raw	±	— Bq/kg raw		Cs134	1.5 Bq/kg raw
Plum	Hobara, Date, Fukushima	Jun-21	Cs137	— Bq/kg raw	±	— Bq/kg raw	Under Minimum Limit of Detection	Cs137	1.8 Bq/kg raw
			Cs134	— Bq/kg raw	±	— Bq/kg raw		Cs134	1.6 Bq/kg raw
Plum	Hobara, Date, Fukushima	Jul-21	Cs137	— Bq/kg raw	±	— Bq/kg raw	Under Minimum Limit of Detection	Cs137	2.0 Bq/kg raw
			Cs134	— Bq/kg raw	±	— Bq/kg raw		Cs134	1.9 Bq/kg raw
Plum	Sukagawa, Fukushima	Jul-21	Cs137	— Bq/kg raw	±	— Bq/kg raw	Under Minimum Limit of Detection	Cs137	1.7 Bq/kg raw
			Cs134	— Bq/kg raw	±	— Bq/kg raw		Cs134	1.6 Bq/kg raw
Plum	Oe, Nishimurayama, Yamagata	Jul-21	Cs137	— Bq/kg raw	±	— Bq/kg raw	Under Minimum Limit of Detection	Cs137	1.5 Bq/kg raw
			Cs134	— Bq/kg raw	±	— Bq/kg raw		Cs134	1.3 Bq/kg raw
Japanese plum	Iwaki city	Jun-21	Cs137	— Bq/kg raw	±	— Bq/kg raw	Under Minimum Limit of Detection	Cs137	2.3 Bq/kg raw
			Cs134	— Bq/kg raw	±	— Bq/kg raw		Cs134	1.8 Bq/kg raw
Apricots	Kunimi, Date, Fukushima	Jun-21	Cs137	— Bq/kg raw	±	— Bq/kg raw	Under Minimum Limit of Detection	Cs137	1.6 Bq/kg raw
			Cs134	— Bq/kg raw	±	— Bq/kg raw		Cs134	1.5 Bq/kg raw
Fig	Izumigaoka, Iwaki	Jul-21	Cs137	— Bq/kg raw	±	— Bq/kg raw	Under Minimum Limit of Detection	Cs137	3.0 Bq/kg raw
			Cs134	— Bq/kg raw	±	— Bq/kg raw		Cs134	2.4 Bq/kg raw
Oyster mushroom	Iwaki city	Jun-21	Cs137	— Bq/kg raw	±	— Bq/kg raw	Under Minimum Limit of Detection	Cs137	3.4 Bq/kg raw
			Cs134	— Bq/kg raw	±	— Bq/kg raw		Cs134	2.7 Bq/kg raw
Butterbur (wild)	Tomioka, Futaba, Fukushima	Jul-21	Cs137	98.2 Bq/kg raw	±	19.6 Bq/kg raw	103.2	Cs137	4.1 Bq/kg raw
			Cs134	5.0 Bq/kg raw	±	2.3 Bq/kg raw		Cs134	3.3 Bq/kg raw
Butterbur (wild)	Namie, Futaba, Fukushima	Jun-21	Cs137	231.0 Bq/kg raw	±	46.0 Bq/kg raw	231.0	Cs137	3.6 Bq/kg raw
			Cs134	— Bq/kg raw	±	— Bq/kg raw		Cs134	2.9 Bq/kg raw
Wood ear mushroom grown in bacteria-bed(raw)	Watanabe, Iwaki	Jun-21	Cs137	— Bq/kg raw	±	— Bq/kg raw	Under Minimum Limit of Detection	Cs137	2.0 Bq/kg raw
			Cs134	— Bq/kg raw	±	— Bq/kg raw		Cs134	1.6 Bq/kg raw
Rice bran	Nihonmatsu, Fukushima	Jun-21	Cs137	7.7 Bq/kg raw	±	1.9 Bq/kg raw	7.7	Cs137	1.8 Bq/kg raw
			Cs134	— Bq/kg raw	±	— Bq/kg raw		Cs134	1.6 Bq/kg raw
Rice flour	Akita Pref.	Jul-21	Cs137	— Bq/kg raw	±	— Bq/kg raw	Under Minimum Limit of Detection	Cs137	1.7 Bq/kg raw
			Cs134	— Bq/kg raw	±	— Bq/kg raw		Cs134	1.6 Bq/kg raw
Calvatia nipponica (mushroom)	Onahama, Iwaki	Jul-21	Cs137	— Bq/kg raw	±	— Bq/kg raw	Under Minimum Limit of Detection	Cs137	2.0 Bq/kg raw
			Cs134	— Bq/kg raw	±	— Bq/kg raw		Cs134	1.6 Bq/kg raw
Egg	Osaki, Miyagi	Jul-21	Cs137	— Bq/kg raw	±	— Bq/kg raw	Under Minimum Limit of Detection	Cs137	2.5 Bq/kg raw
			Cs134	— Bq/kg raw	±	— Bq/kg raw		Cs134	2.0 Bq/kg raw
Umeboshi (salted Japanese apricot)	Iwaki city	Jul-21	Cs137	— Bq/kg raw	±	— Bq/kg raw	Under Minimum Limit of Detection	Cs137	1.7 Bq/kg raw
			Cs134	— Bq/kg raw	±	— Bq/kg raw		Cs134	1.6 Bq/kg raw
Soy pulp	Miyagi Pref.	Jul-21	Cs137	— Bq/kg raw	±	— Bq/kg raw	Under Minimum Limit of Detection	Cs137	1.8 Bq/kg raw
			Cs134	— Bq/kg raw	±	— Bq/kg raw		Cs134	1.5 Bq/kg raw
Soil	Hatajuku, Shirakawa, Fukushima	Jul-21	Cs137	465.0 Bq/kg dry	±	48.7 Bq/kg dry	488.5	Cs137	3.2 Bq/kg dry
			Cs134	23.5 Bq/kg dry	±	3.4 Bq/kg dry		Cs134	4.0 Bq/kg dry
Soil① East side area	Azuma sports park Sabara, Fukushima, Fukushima Pref.	Jun-21	Cs137	3410.0 Bq/kg dry	±	353.0 Bq/kg dry	3554.0	Cs137	9.7 Bq/kg dry
			Cs134	144.0 Bq/kg dry	±	16.8 Bq/kg dry		Cs134	8.6 Bq/kg dry

※"—" used in Measurement Result and Uncertainty shows that the value is below the detection limit.

But it does not necessary mean 0(zero)Bq/kg.

★Gamma-ray

(Bq/kg raw:Weight of raw sample Bq/kg dry:Weight of dried sample)

Samples	Sampling Point	Sampling Month	Measurement Result		Uncertainty		Total Amount of Cesium	Minimum Limit of Detection	
Soil② East side area	Azuma sports park Sabara, Fukushima, Fukushima Pref.	Jun-21	Cs137	2050.0 Bq/kg dry	± 210.0 Bq/kg dry	2136.4	Cs137	4.0 Bq/kg dry	
			Cs134	86.4 Bq/kg dry	± 9.7 Bq/kg dry		Cs134	3.8 Bq/kg dry	
Soil③ East side area	Azuma sports park Sabara, Fukushima, Fukushima Pref.	Jun-21	Cs137	1870.0 Bq/kg dry	± 189.0 Bq/kg dry	1937.9	Cs137	2.1 Bq/kg dry	
			Cs134	67.9 Bq/kg dry	± 7.4 Bq/kg dry		Cs134	1.9 Bq/kg dry	
Soil④ East side area	Azuma sports park Sabara, Fukushima, Fukushima Pref.	Jun-21	Cs137	1350.0 Bq/kg dry	± 137.0 Bq/kg dry	1399.3	Cs137	1.7 Bq/kg dry	
			Cs134	49.3 Bq/kg dry	± 5.4 Bq/kg dry		Cs134	1.6 Bq/kg dry	
Soil⑤ East side area	Azuma sports park Sabara, Fukushima, Fukushima Pref.	Jun-21	Cs137	373.0 Bq/kg dry	± 38.3 Bq/kg dry	388.2	Cs137	1.3 Bq/kg dry	
			Cs134	15.2 Bq/kg dry	± 1.9 Bq/kg dry		Cs134	1.5 Bq/kg dry	
Soil⑥ East side area	Azuma sports park Sabara, Fukushima, Fukushima Pref.	Jun-21	Cs137	362.0 Bq/kg dry	± 37.5 Bq/kg dry	377.3	Cs137	1.8 Bq/kg dry	
			Cs134	15.3 Bq/kg dry	± 2.1 Bq/kg dry		Cs134	2.3 Bq/kg dry	
Soil⑦ East side area	Azuma sports park Sabara, Fukushima, Fukushima Pref.	Jun-21	Cs137	224.0 Bq/kg dry	± 24.2 Bq/kg dry	234.0	Cs137	2.4 Bq/kg dry	
			Cs134	10.0 Bq/kg dry	± 1.7 Bq/kg dry		Cs134	2.9 Bq/kg dry	
Soil⑧ East side area	Azuma sports park Sabara, Fukushima, Fukushima Pref.	Jun-21	Cs137	202.0 Bq/kg dry	± 21.7 Bq/kg dry	210.9	Cs137	1.9 Bq/kg dry	
			Cs134	8.9 Bq/kg dry	± 1.4 Bq/kg dry		Cs134	2.5 Bq/kg dry	
Soil⑨ East side area	Azuma sports park Sabara, Fukushima, Fukushima Pref.	Jun-21	Cs137	176.0 Bq/kg dry	± 19.3 Bq/kg dry	183.7	Cs137	2.6 Bq/kg dry	
			Cs134	7.7 Bq/kg dry	± 1.6 Bq/kg dry		Cs134	3.6 Bq/kg dry	
Soil⑩ East side area	Azuma sports park Sabara, Fukushima, Fukushima Pref.	Jun-21	Cs137	174.0 Bq/kg dry	± 18.6 Bq/kg dry	182.3	Cs137	2.0 Bq/kg dry	
			Cs134	8.3 Bq/kg dry	± 1.4 Bq/kg dry		Cs134	2.4 Bq/kg dry	
Soil⑪ East side area	Azuma sports park Sabara, Fukushima, Fukushima Pref.	Jun-21	Cs137	89.4 Bq/kg dry	± 9.9 Bq/kg dry	89.4	Cs137	2.8 Bq/kg dry	
			Cs134	— Bq/kg dry	± — Bq/kg dry		Cs134	2.5 Bq/kg dry	
Soil① West side area	Azuma sports park Sabara, Fukushima, Fukushima Pref.	Jun-21	Cs137	1630.0 Bq/kg dry	± 167.0 Bq/kg dry	1686.4	Cs137	3.8 Bq/kg dry	
			Cs134	56.4 Bq/kg dry	± 6.7 Bq/kg dry		Cs134	3.9 Bq/kg dry	
Soil② West side area	Azuma sports park Sabara, Fukushima, Fukushima Pref.	Jun-21	Cs137	1330.0 Bq/kg dry	± 136.0 Bq/kg dry	1379.5	Cs137	3.2 Bq/kg dry	
			Cs134	49.5 Bq/kg dry	± 5.8 Bq/kg dry		Cs134	3.2 Bq/kg dry	
Soil③ West side area	Azuma sports park Sabara, Fukushima, Fukushima Pref.	Jun-21	Cs137	1020.0 Bq/kg dry	± 105.0 Bq/kg dry	1061.0	Cs137	2.9 Bq/kg dry	
			Cs134	41.0 Bq/kg dry	± 4.9 Bq/kg dry		Cs134	3.1 Bq/kg dry	
Soil④ West side area	Azuma sports park Sabara, Fukushima, Fukushima Pref.	Jun-21	Cs137	862.0 Bq/kg dry	± 87.6 Bq/kg dry	897.6	Cs137	1.6 Bq/kg dry	
			Cs134	35.6 Bq/kg dry	± 4.0 Bq/kg dry		Cs134	1.7 Bq/kg dry	
Soil⑤ West side area	Azuma sports park Sabara, Fukushima, Fukushima Pref.	Jun-21	Cs137	778.0 Bq/kg dry	± 79.2 Bq/kg dry	808.0	Cs137	1.5 Bq/kg dry	
			Cs134	30.0 Bq/kg dry	± 3.4 Bq/kg dry		Cs134	1.7 Bq/kg dry	
Soil⑥ West side area	Azuma sports park Sabara, Fukushima, Fukushima Pref.	Jun-21	Cs137	707.0 Bq/kg dry	± 73.0 Bq/kg dry	741.1	Cs137	2.6 Bq/kg dry	
			Cs134	34.1 Bq/kg dry	± 4.0 Bq/kg dry		Cs134	2.7 Bq/kg dry	
Soil⑦ West side area	Azuma sports park Sabara, Fukushima, Fukushima Pref.	Jun-21	Cs137	388.0 Bq/kg dry	± 40.1 Bq/kg dry	395.9	Cs137	2.1 Bq/kg dry	
			Cs134	7.9 Bq/kg dry	± 1.5 Bq/kg dry		Cs134	2.4 Bq/kg dry	
Soil⑧ West side area	Azuma sports park Sabara, Fukushima, Fukushima Pref.	Jun-21	Cs137	373.0 Bq/kg dry	± 39.1 Bq/kg dry	389.0	Cs137	2.2 Bq/kg dry	
			Cs134	16.0 Bq/kg dry	± 2.3 Bq/kg dry		Cs134	2.6 Bq/kg dry	
Soil⑨ West side area	Azuma sports park Sabara, Fukushima, Fukushima Pref.	Jun-21	Cs137	236.0 Bq/kg dry	± 24.5 Bq/kg dry	245.4	Cs137	1.1 Bq/kg dry	
			Cs134	9.4 Bq/kg dry	± 1.3 Bq/kg dry		Cs134	1.4 Bq/kg dry	
Soil⑩ West side area	Azuma sports park Sabara, Fukushima, Fukushima Pref.	Jun-21	Cs137	67.8 Bq/kg dry	± 7.1 Bq/kg dry	67.8	Cs137	0.9 Bq/kg dry	
			Cs134	— Bq/kg dry	± — Bq/kg dry		Cs134	1.1 Bq/kg dry	
Soil⑪ West side area	Azuma sports park Sabara, Fukushima, Fukushima Pref.	Jun-21	Cs137	28.0 Bq/kg dry	± 3.2 Bq/kg dry	28.0	Cs137	1.3 Bq/kg dry	
			Cs134	— Bq/kg dry	± — Bq/kg dry		Cs134	1.6 Bq/kg dry	
Soil(in the park)	Baba children's park Uchigotsuzura, Iwaki	Jul-21	Cs137	559.0 Bq/kg dry	± 57.0 Bq/kg dry	580.4	Cs137	1.4 Bq/kg dry	
			Cs134	21.4 Bq/kg dry	± 2.5 Bq/kg dry		Cs134	1.5 Bq/kg dry	
Soil(in the park)	Baba children's park Uchigotsuzura, Iwaki	Jul-21	Cs137	497.0 Bq/kg dry	± 51.6 Bq/kg dry	516.2	Cs137	2.3 Bq/kg dry	
			Cs134	19.2 Bq/kg dry	± 2.6 Bq/kg dry		Cs134	2.8 Bq/kg dry	
Soil(in the park)	Baba children's park Uchigotsuzura, Iwaki	Jul-21	Cs137	441.0 Bq/kg dry	± 45.1 Bq/kg dry	459.5	Cs137	1.3 Bq/kg dry	
			Cs134	18.5 Bq/kg dry	± 2.2 Bq/kg dry		Cs134	1.5 Bq/kg dry	

※"—" used in Measurement Result and Uncertainty shows that the value is below the detection limit.

But it does not necessary mean 0(zero)Bq/kg.



★Gamma-ray

(Bq/kg raw:Weight of raw sample Bq/kg dry:Weight of dried sample)




Samples	Sampling Point	Sampling Month	Measurement Result		Uncertainty		Total Amount of Cesium	Minimum Limit of Detection			
Soil(in the park)	Baba children's park Uchigotsuzura,Iwaki	Jul-21	Cs137	286.0	Bq/kg dry	± 30.4	Bq/kg dry	298.1	Cs137	2.3	Bq/kg dry
			Cs134	12.1	Bq/kg dry	± 1.8	Bq/kg dry		Cs134	3.0	Bq/kg dry
Soil(in the park)	Baba children's park Uchigotsuzura,Iwaki	Jul-21	Cs137	255.0	Bq/kg dry	± 26.9	Bq/kg dry	264.9	Cs137	2.4	Bq/kg dry
			Cs134	9.9	Bq/kg dry	± 1.7	Bq/kg dry		Cs134	3.2	Bq/kg dry
Soil(in the park) under the mini-slide	Baba children's park Uchigotsuzura,Iwaki	Jul-21	Cs137	54.1	Bq/kg dry	± 6.1	Bq/kg dry	54.1	Cs137	1.9	Bq/kg dry
			Cs134	—	Bq/kg dry	± —	Bq/kg dry		Cs134	1.8	Bq/kg dry
Soil(in the park) under the Wisteria trellis	Baba children's park Uchigotsuzura,Iwaki	Jul-21	Cs137	15.8	Bq/kg dry	± 2.0	Bq/kg dry	15.8	Cs137	1.5	Bq/kg dry
			Cs134	—	Bq/kg dry	± —	Bq/kg dry		Cs134	1.8	Bq/kg dry
Soil(in the park) under the Train tunnel	Baba children's park Uchigotsuzura,Iwaki	Jul-21	Cs137	13.4	Bq/kg dry	± 2.0	Bq/kg dry	13.4	Cs137	2.1	Bq/kg dry
			Cs134	—	Bq/kg dry	± —	Bq/kg dry		Cs134	2.0	Bq/kg dry
Soil(in the park) under the Swing	Baba children's park Uchigotsuzura,Iwaki	Jul-21	Cs137	6.0	Bq/kg dry	± 0.8	Bq/kg dry	6.0	Cs137	0.9	Bq/kg dry
			Cs134	—	Bq/kg dry	± —	Bq/kg dry		Cs134	1.1	Bq/kg dry
Soil(in the park) under the Rope swing	Baba children's park Uchigotsuzura,Iwaki	Jul-21	Cs137	2.9	Bq/kg dry	± 0.6	Bq/kg dry	2.9	Cs137	1.6	Bq/kg dry
			Cs134	—	Bq/kg dry	± —	Bq/kg dry		Cs134	2.1	Bq/kg dry
Soil(in the park) under the slide	Baba children's park Uchigotsuzura,Iwaki	Jul-21	Cs137	1.8	Bq/kg dry	± 0.3	Bq/kg dry	1.8	Cs137	0.8	Bq/kg dry
			Cs134	—	Bq/kg dry	± —	Bq/kg dry		Cs134	1.0	Bq/kg dry
Soil(in the park) under the seesaw	Baba children's park Uchigotsuzura,Iwaki	Jul-21	Cs137	—	Bq/kg dry	± —	Bq/kg dry	Under Minimum Limit of Detection	Cs137	2.2	Bq/kg dry
			Cs134	—	Bq/kg dry	± —	Bq/kg dry		Cs134	2.2	Bq/kg dry
Soil(in the park) under the Ring tunnel	Baba children's park Uchigotsuzura,Iwaki	Jul-21	Cs137	—	Bq/kg dry	± —	Bq/kg dry	Under Minimum Limit of Detection	Cs137	1.0	Bq/kg dry
			Cs134	—	Bq/kg dry	± —	Bq/kg dry		Cs134	1.3	Bq/kg dry
Soil(in the park)	Kanaya park Uchigotsuzura,Iwaki	Jul-21	Cs137	1680.0	Bq/kg dry	± 171.0	Bq/kg dry	1756.4	Cs137	3.9	Bq/kg dry
			Cs134	76.4	Bq/kg dry	± 8.6	Bq/kg dry		Cs134	3.8	Bq/kg dry
Soil(in the park)	Kanaya park Uchigotsuzura,Iwaki	Jul-21	Cs137	821.0	Bq/kg dry	± 85.1	Bq/kg dry	862.0	Cs137	3.1	Bq/kg dry
			Cs134	41.0	Bq/kg dry	± 4.9	Bq/kg dry		Cs134	3.5	Bq/kg dry
Soil(in the park)	Kanaya park Uchigotsuzura,Iwaki	Jul-21	Cs137	716.0	Bq/kg dry	± 72.7	Bq/kg dry	744.4	Cs137	1.6	Bq/kg dry
			Cs134	28.4	Bq/kg dry	± 3.3	Bq/kg dry		Cs134	1.7	Bq/kg dry
Soil(in the park) under the Jungle gym	Kanaya park Uchigotsuzura,Iwaki	Jul-21	Cs137	418.0	Bq/kg dry	± 42.7	Bq/kg dry	435.0	Cs137	1.4	Bq/kg dry
			Cs134	17.0	Bq/kg dry	± 2.1	Bq/kg dry		Cs134	1.6	Bq/kg dry
Soil(in the park) under the Swing	Kanaya park Uchigotsuzura,Iwaki	Jul-21	Cs137	336.0	Bq/kg dry	± 35.2	Bq/kg dry	351.0	Cs137	2.1	Bq/kg dry
			Cs134	15.0	Bq/kg dry	± 2.2	Bq/kg dry		Cs134	2.5	Bq/kg dry
Soil(in the park)	Kanaya park Uchigotsuzura,Iwaki	Jul-21	Cs137	346.0	Bq/kg dry	± 35.4	Bq/kg dry	346.0	Cs137	1.3	Bq/kg dry
			Cs134	—	Bq/kg dry	± —	Bq/kg dry		Cs134	1.6	Bq/kg dry
Soil(in the park) under the Slide	Kanaya park Uchigotsuzura,Iwaki	Jul-21	Cs137	103.0	Bq/kg dry	± 10.9	Bq/kg dry	106.8	Cs137	1.2	Bq/kg dry
			Cs134	3.8	Bq/kg dry	± 0.7	Bq/kg dry		Cs134	1.4	Bq/kg dry
Soil(in the park) under the Drinking fountains	Kanaya park Uchigotsuzura,Iwaki	Jul-21	Cs137	99.4	Bq/kg dry	± 10.5	Bq/kg dry	102.6	Cs137	1.2	Bq/kg dry
			Cs134	3.2	Bq/kg dry	± 0.6	Bq/kg dry		Cs134	1.4	Bq/kg dry
Soil(in the park) under the Tunnel playset	Kanaya park Uchigotsuzura,Iwaki	Jul-21	Cs137	68.8	Bq/kg dry	± 7.7	Bq/kg dry	72.8	Cs137	2.1	Bq/kg dry
			Cs134	4.0	Bq/kg dry	± 1.0	Bq/kg dry		Cs134	2.3	Bq/kg dry
Soil(in the park)	Kanaya park Uchigotsuzura,Iwaki	Jul-21	Cs137	—	Bq/kg dry	± —	Bq/kg dry	Under Minimum Limit of Detection	Cs137	2.3	Bq/kg dry
			Cs134	—	Bq/kg dry	± —	Bq/kg dry		Cs134	2.3	Bq/kg dry
Ume tree extract	Izumigaoka, Iwaki	Jul-21	Cs137	—	Bq/kg raw	± —	Bq/kg raw	Under Minimum Limit of Detection	Cs137	1.8	Bq/kg raw
			Cs134	—	Bq/kg raw	± —	Bq/kg raw		Cs134	1.5	Bq/kg raw

※"_" used in Measurement Result and Uncertainty shows that the value is below the detection limit.

But it does not necessary mean 0(zero)Bq/kg.



★Gamma-ray

Measuring instrument		Feature	Guide to lower limit※
NaI Scintillation Spectrometer			
Product of ATOMTEX AT1320A 	Product of BERTHOLD LB2045 	· Gamma-ray spectrometer with NaI scintillation detector.	Food (Sample 1kg) Lower limit 1.0Bq/Kg Soil (Sample 1kg) Lower limit 2.5Bq/Kg Material (Sample 1kg) Lower limit 1.0Bq/Kg Water (Sample 20L) Lower limit 0.02Bq/L
Germanium Semiconductor detector			
ORTEC GEM30-70 	· Radioactivity measurement series. Quantitative analysis based on "Gamma-ray spectrometry with germanium semiconductor detector." · Relative efficiency 35%		Food (Sample 2kg) Lower limit 0.04Bq/Kg Soil (Sample 1kg) Lower limit 0.06Bq/Kg Material (Sample 1kg) Lower limit 0.06Bq/Kg Water (Sample 20L) Lower limit 0.001Bq/L

※The lower limit varies depending on the sample weight and measurement time.

Measuring instrument: Germanium Semiconductor detector (Bq/kg raw: Weight of raw sample Bq/kg dry: Weight of dried sample)

Samples	Sampling Point	Sampling Month	Measurement Result		Uncertainty		Total Amount of Cesium	Minimum Limit of Detection	
			Cs137	Cs134	Cs137	Cs134		Cs137	Cs134
Green bean	Namie, Futaba, Fukushima	Jul-21	0.93	—	± 0.06	—	0.93	0.1	0.1
			—	—	± —	—		0.1	0.1
Cucumber	Shirakawa, Fukushima	Jul-21	—	—	± —	—	Under Minimum Limit of Detection	0.2	0.2
			—	—	± —	—		0.2	0.2
Zucchini	Shirakawa, Fukushima	Jul-21	0.17	—	± 0.03	—	0.17	0.07	0.07
			—	—	± —	—		0.07	0.07
Paprika	Hanawa, Higashi-shirakawa, Fukushima	Jul-21	—	—	± —	—	Under Minimum Limit of Detection	0.4	0.4
			—	—	± —	—		0.4	0.4
Green perilla	Tairashimokabeya, Iwaki	Jul-21	—	—	± —	—	Under Minimum Limit of Detection	1.3	1.3
			—	—	± —	—		1.3	1.3
Allium ochotense	Minamiaizu, Fukushima	May-21	—	—	± —	—	Under Minimum Limit of Detection	1.2	1.3
			—	—	± —	—		1.3	1.3
Prune	Tairashimokabeya, Iwaki	Jul-21	—	—	± —	—	Under Minimum Limit of Detection	0.3	0.3
			—	—	± —	—		0.3	0.3
Ume(pulp)	Minamiaizu-cho, Minamiaizu, Fukushima	Jul-21	—	—	± —	—	Under Minimum Limit of Detection	0.4	0.4
			—	—	± —	—		0.4	0.4
Ume(pulp · seed)	Tairakoizumi, Iwaki	Jun-21	—	—	± —	—	Under Minimum Limit of Detection	0.1	0.1
			—	—	± —	—		0.1	0.1
Ume(pulp · seed)	Ogawa, Iwaki	Jun-21	—	—	± —	—	Under Minimum Limit of Detection	0.2	0.1
			—	—	± —	—		0.1	0.1
Ume(pulp · seed)	Yamada, Shimohei, Iwate	Jul-21	0.28	—	± 0.06	—	0.28	0.1	0.1
			—	—	± —	—		0.1	0.1
Bamboo shoot (Matake)	unknown	May-21	—	—	± —	—	Under Minimum Limit of Detection	0.2	0.2
			—	—	± —	—		0.2	0.2
Koshiabura(wild)	Kawauchi, Futaba, Fukushima	May-21	312.0	15.2	± 13.4	± 4.2	327.2	7.0	7.5
			—	—	± —	—		—	—
Koshiabura(wild)	Fukushima, Fukushima Pref.	May-21	177.7	7.1	± 7.3	± 2.2	184.8	3.7	4.0
			—	—	± —	—		—	—
Koshiabura (purchase)	Ide, Nishiokitama, Yamagata	May-21	38.9	—	± 4.0	± —	38.9	4.8	6.1
			—	—	± —	—		—	—
Koshiabura · Young leaves (wild)	Nihonmatsu, Fukushima	May-21	184.3	6.8	± 8.2	± 2.6	191.1	4.5	5.1
			—	—	± —	—		—	—
Koshiabura · Young leaves (wild)	Tadami, Minamiaizu, Fukushima	Jun-21	11.4	—	± 1.3	± —	11.4	1.8	1.7
			—	—	± —	—		—	—

※"—used in Measurement Result and Uncertainty shows that the value is below the detection limit

But it does not necessary mean 0(zero)Bq/kg.



★Gamma-ray

(Bq/kg raw:Weight of raw sample Bq/kg dry:Weight of dried sample)

Samples	Sampling Point	Sampling Month	Measurement Result		Uncertainty		Total Amount of Cesium	Minimum Limit of Detection			
Aralia sprout (wild)	Miyakoji, Tamura, Fukushima	May-21	Cs137	20.7	Bq/kg raw	± 2.2	Bq/kg raw	20.7	Cs137	2.4	Bq/kg raw
			Cs134	—	Bq/kg raw	± —	Bq/kg raw		Cs134	2.9	Bq/kg raw
Aralia sprout · Young leaves (wild)	Nihonmatsu, Fukushima	May-21	Cs137	73.5	Bq/kg raw	± 3.0	Bq/kg raw	73.5	Cs137	1.8	Bq/kg raw
			Cs134	—	Bq/kg raw	± —	Bq/kg raw		Cs134	2.3	Bq/kg raw
Shidoke(wild)	Atami, koriyama, Fukushima	May-21	Cs137	1.3	Bq/kg raw	± 0.1	Bq/kg raw	1.3	Cs137	0.2	Bq/kg raw
			Cs134	—	Bq/kg raw	± —	Bq/kg raw		Cs134	0.3	Bq/kg raw
Warabi(wild)	Miyakoji, Tamura, Fukushima	May-21	Cs137	9.5	Bq/kg raw	± 0.7	Bq/kg raw	9.5	Cs137	0.9	Bq/kg raw
			Cs134	—	Bq/kg raw	± —	Bq/kg raw		Cs134	1.0	Bq/kg raw
Warabi(wild)	Tadami, Minamiaizu, Fukushima	Jun-21	Cs137	0.5	Bq/kg raw	± 0.1	Bq/kg raw	0.5	Cs137	0.2	Bq/kg raw
			Cs134	—	Bq/kg raw	± —	Bq/kg raw		Cs134	0.2	Bq/kg raw
Hosta(wild)	Tadami, Minamiaizu, Fukushima	Jun-21	Cs137	—	Bq/kg raw	± —	Bq/kg raw	Under Minimum Limit of Detection	Cs137	0.2	Bq/kg raw
			Cs134	—	Bq/kg raw	± —	Bq/kg raw		Cs134	0.2	Bq/kg raw
Butterbur sprout	Tairashimokabeya, Iwaki	Mar-21	Cs137	2.9	Bq/kg raw	± 0.3	Bq/kg raw	2.9	Cs137	0.6	Bq/kg raw
			Cs134	—	Bq/kg raw	± —	Bq/kg raw		Cs134	0.7	Bq/kg raw
Butterbur leaf (wild)	Tadami, Minamiaizu, Fukushima	Jun-21	Cs137	0.6	Bq/kg raw	± 0.2	Bq/kg raw	0.6	Cs137	0.4	Bq/kg raw
			Cs134	—	Bq/kg raw	± —	Bq/kg raw		Cs134	0.5	Bq/kg raw
Butterbur stalk (wild)	Tadami, Minamiaizu, Fukushima	Jun-21	Cs137	—	Bq/kg raw	± —	Bq/kg raw	Under Minimum Limit of Detection	Cs137	0.5	Bq/kg raw
			Cs134	—	Bq/kg raw	± —	Bq/kg raw		Cs134	0.5	Bq/kg raw
Shitake mushroom log grown (cultivation test)	Tamura, Fukushima	Apr-21	Cs137	322.8	Bq/kg raw	± 9.8	Bq/kg raw	334.9	Cs137	2.7	Bq/kg raw
			Cs134	12.1	Bq/kg raw	± 2.6	Bq/kg raw		Cs134	4.2	Bq/kg raw
Shitake mushroom log grown (cultivation test)	Tamura, Fukushima	Apr-21	Cs137	269.0	Bq/kg raw	± 8.4	Bq/kg raw	282.0	Cs137	2.2	Bq/kg raw
			Cs134	13.0	Bq/kg raw	± 2.3	Bq/kg raw		Cs134	3.6	Bq/kg raw
Shitake mushroom log grown (cultivation test)	Tamura, Fukushima	Apr-21	Cs137	135.4	Bq/kg raw	± 5.7	Bq/kg raw	140.7	Cs137	2.7	Bq/kg raw
			Cs134	5.3	Bq/kg raw	± 1.5	Bq/kg raw		Cs134	2.6	Bq/kg raw
Shitake mushroom log grown (cultivation test)	Tamura, Fukushima	Apr-21	Cs137	127.9	Bq/kg raw	± 6.2	Bq/kg raw	133.3	Cs137	2.8	Bq/kg raw
			Cs134	5.4	Bq/kg raw	± 1.7	Bq/kg raw		Cs134	3.1	Bq/kg raw
Shitake mushroom log grown (cultivation test)	Tamura, Fukushima	Apr-21	Cs137	22.1	Bq/kg raw	± 1.5	Bq/kg raw	22.1	Cs137	0.9	Bq/kg raw
			Cs134	—	Bq/kg raw	± —	Bq/kg raw		Cs134	1.5	Bq/kg raw
Boletus edulis	Ohisa, Iwaki	Jul-21	Cs137	80.4	Bq/kg raw	± 2.1	Bq/kg raw	83.1	Cs137	0.8	Bq/kg raw
			Cs134	2.7	Bq/kg raw	± 0.5	Bq/kg raw		Cs134	0.8	Bq/kg raw
Sea bass (flesh, guts)	Nakanosaku Port/ Iwaki City	Jun-21	Cs137	—	Bq/kg raw	± —	Bq/kg raw	Under Minimum Limit of Detection	Cs137	0.7	Bq/kg raw
			Cs134	—	Bq/kg raw	± —	Bq/kg raw		Cs134	0.8	Bq/kg raw
Sea bass (bone)	Nakanosaku Port/ Iwaki City	Jun-21	Cs137	1.8	Bq/kg raw	± 0.7	Bq/kg raw	1.8	Cs137	1.3	Bq/kg raw
			Cs134	—	Bq/kg raw	± —	Bq/kg raw		Cs134	1.5	Bq/kg raw
Cherry trout(whole)	Hirono, Futaba, Fukushima	Jun-21	Cs137	7.9	Bq/kg raw	± 0.6	Bq/kg raw	7.9	Cs137	1.2	Bq/kg raw
			Cs134	—	Bq/kg raw	± —	Bq/kg raw		Cs134	1.4	Bq/kg raw
Cherry trout(whole)	Tadami, Minamiaizu, Fukushima	Jun-21	Cs137	1.7	Bq/kg raw	± 0.1	Bq/kg raw	1.7	Cs137	0.3	Bq/kg raw
			Cs134	—	Bq/kg raw	± —	Bq/kg raw		Cs134	0.3	Bq/kg raw
Char fish(whole)	Tadami, Minamiaizu, Fukushima	Jun-21	Cs137	2.9	Bq/kg raw	± 0.1	Bq/kg raw	2.9	Cs137	0.2	Bq/kg raw
			Cs134	—	Bq/kg raw	± —	Bq/kg raw		Cs134	0.3	Bq/kg raw
Wakame seaweed	Yotsukura Port/ Iwaki City	Jul-21	Cs137	—	Bq/kg raw	± —	Bq/kg raw	Under Minimum Limit of Detection	Cs137	0.1	Bq/kg raw
			Cs134	—	Bq/kg raw	± —	Bq/kg raw		Cs134	0.1	Bq/kg raw
Duck egg	Kashima, Iwaki	Jul-21	Cs137	—	Bq/kg raw	± —	Bq/kg raw	Under Minimum Limit of Detection	Cs137	0.1	Bq/kg raw
			Cs134	—	Bq/kg raw	± —	Bq/kg raw		Cs134	0.1	Bq/kg raw
Rice bran (EM fermented organic matter)	Iwaki City	Jun-21	Cs137	1.6	Bq/kg raw	± 0.2	Bq/kg raw	1.6	Cs137	0.4	Bq/kg raw
			Cs134	—	Bq/kg raw	± —	Bq/kg raw		Cs134	0.4	Bq/kg raw
Soil (Planter soil)	Okuma, Futaba, Fukushima	Jul-21	Cs137	113.2	Bq/kg dry	± 3.1	Bq/kg dry	117.1	Cs137	2.9	Bq/kg dry
			Cs134	3.9	Bq/kg dry	± 1.4	Bq/kg dry		Cs134	2.8	Bq/kg dry

※"—used in Measurement Result and Uncertainty shows that the value is below the detection limit

But it does not necessary mean 0(zero)Bq/kg.

★Gamma-ray

(Bq/kg raw:Weight of raw sample Bq/kg dry:Weight of dried sample)



Samples	Sampling Point	Sampling Month	Measurement Result		Uncertainty		Total Amount of Cesium	Minimum Limit of Detection	
Soil	Minamiaizu-cho, Minamiaizu, Fukushima	Jun-21	Cs137	24.1 Bq/kg dry	± 1.4 Bq/kg dry	24.1	Cs137	1.7 Bq/kg dry	
			Cs134	— Bq/kg dry	± — Bq/kg dry		Cs134	1.6 Bq/kg dry	
Soil①	Tadami, Minamiaizu, Fukushima	Jun-21	Cs137	231.0 Bq/kg dry	± 6.5 Bq/kg dry	242.1	Cs137	3.6 Bq/kg dry	
			Cs134	11.1 Bq/kg dry	± 1.9 Bq/kg dry		Cs134	3.2 Bq/kg dry	
Soil②	Tadami, Minamiaizu, Fukushima	Jun-21	Cs137	31.4 Bq/kg dry	± 2.6 Bq/kg dry	31.4	Cs137	2.9 Bq/kg dry	
			Cs134	— Bq/kg dry	± — Bq/kg dry		Cs134	3.0 Bq/kg dry	
Soil①	Tadami, Minamiaizu, Fukushima	Jun-21	Cs137	63.0 Bq/kg dry	± 2.4 Bq/kg dry	66.5	Cs137	2.0 Bq/kg dry	
			Cs134	3.5 Bq/kg dry	± 1.1 Bq/kg dry		Cs134	2.1 Bq/kg dry	
Soil②	Tadami, Minamiaizu, Fukushima	Jun-21	Cs137	58.3 Bq/kg dry	± 1.5 Bq/kg dry	60.3	Cs137	1.2 Bq/kg dry	
			Cs134	2.0 Bq/kg dry	± 0.5 Bq/kg dry		Cs134	1.0 Bq/kg dry	
Leaf mold	Tadami, Minamiaizu, Fukushima	Jun-21	Cs137	445.9 Bq/kg dry	± 10.8 Bq/kg dry	465.9	Cs137	6.3 Bq/kg dry	
			Cs134	20.0 Bq/kg dry	± 3.6 Bq/kg dry		Cs134	6.3 Bq/kg dry	
Moss	Tadami, Minamiaizu, Fukushima	Jun-21	Cs137	39.4 Bq/kg raw	± 1.7 Bq/kg raw	41.7	Cs137	2.1 Bq/kg raw	
			Cs134	2.3 Bq/kg raw	± 1.0 Bq/kg raw		Cs134	2.1 Bq/kg raw	
Tap water	Noda, Fukushima, Fukushima Pref.	Mar-21	Cs137	— Bq/L	± — Bq/L	Under Minimum Limit of Detection	Cs137	0.001 Bq/L	
			Cs134	— Bq/L	± — Bq/L		Cs134	0.001 Bq/L	
Tap water	Tairashimokabeaya, Iwaki	Apr-21	Cs137	— Bq/L	± — Bq/L	Under Minimum Limit of Detection	Cs137	0.0009 Bq/L	
			Cs134	— Bq/L	± — Bq/L		Cs134	0.001 Bq/L	
Tap water	Joban, Iwaki	Apr-21	Cs137	— Bq/L	± — Bq/L	Under Minimum Limit of Detection	Cs137	0.001 Bq/L	
			Cs134	— Bq/L	± — Bq/L		Cs134	0.001 Bq/L	
Tap water	Onahama- hanabatake, Iwaki	Apr-21	Cs137	— Bq/L	± — Bq/L	Under Minimum Limit of Detection	Cs137	0.001 Bq/L	
			Cs134	— Bq/L	± — Bq/L		Cs134	0.001 Bq/L	
Tap water	Negishi, Tono, Iwaki	Apr-21	Cs137	— Bq/L	± — Bq/L	Under Minimum Limit of Detection	Cs137	0.0009 Bq/L	
			Cs134	— Bq/L	± — Bq/L		Cs134	0.001 Bq/L	
Tap water	Minamidai, Iwaki	Apr-21	Cs137	— Bq/L	± — Bq/L	Under Minimum Limit of Detection	Cs137	0.0009 Bq/L	
			Cs134	— Bq/L	± — Bq/L		Cs134	0.001 Bq/L	
Sea water	Soma Port/ Fukushima Pref.	Apr-21	Cs137	0.005 Bq/L	± 0.0005 Bq/L	0.005	Cs137	0.001 Bq/L	
			Cs134	— Bq/L	± — Bq/L		Cs134	0.001 Bq/L	
River water	Tadami, Minamiaizu, Fukushima	Jun-21	Cs137	0.002 Bq/L	± 0.0005 Bq/L	0.002	Cs137	0.001 Bq/L	
			Cs134	— Bq/L	± — Bq/L		Cs134	0.001 Bq/L	
Sawdust (Log for growing shitake mushroom)	Yuzawa, Morioka, Iwate	Jun-21	Cs137	2.8 Bq/kg raw	± 0.5 Bq/kg raw	2.8	Cs137	1.6 Bq/kg raw	
			Cs134	— Bq/kg raw	± — Bq/kg raw		Cs134	1.8 Bq/kg raw	
Bank grass①	Gotemba, Shizuoka	Jun-21	Cs137	1.05 Bq/kg raw	± 0.07 Bq/kg raw	1.05	Cs137	0.1 Bq/kg raw	
			Cs134	— Bq/kg raw	± — Bq/kg raw		Cs134	0.1 Bq/kg raw	
Bank grass②	Gotemba, Shizuoka	Jun-21	Cs137	0.47 Bq/kg raw	± 0.05 Bq/kg raw	0.47	Cs137	0.1 Bq/kg raw	
			Cs134	— Bq/kg raw	± — Bq/kg raw		Cs134	0.1 Bq/kg raw	

※"—used in Measurement Result and Uncertainty shows that the value is below the detection limit

But it does not necessary mean 0(zero)Bq/kg.



★Beta-ray

Measuring instrument		Feature
Liquid Scintillation Counter		
Product of Hidex HIDEX 300SLL	Product of PerkinElmer Japan Quantulus GCT 6220	Equipment for measuring low-energy beta-ray emission nuclides
		Measuring nuclide Strontium90 Half-life 30 years Organic bound Harf-life 12.3 years Free-water tritium Harf-life 12.3 years All samples are measured in liquid condition after several days of pretreatment.

(Bq/Kg raw:Weight of raw sample Bq/Kg dry:Weight of dried sample)

Samples	Sampling Point	Sampling Month	Measurement Result			Uncertainty		Minimum Limit of Detection	
Tap water	Negishi, Tono, Iwaki	May-21	T(Free)	0.24	Bq/L	± 0.16	Bq/L	0.14	Bq/L
Spring water (drinking water)	Kumejima, Shimajiri, Okinawa	May-21	T(Free)	Under Minimum Limit of Detection	Bq/L	± —	Bq/L	0.14	Bq/L
Stream water	Kumejima, Shimajiri, Okinawa	May-21	T(Free)	Under Minimum Limit of Detection	Bq/L	± —	Bq/L	0.14	Bq/L
Rainwater	Noda, Fukushima, Fukushima Pref.	May-21	T(Free)	0.62	Bq/L	± 0.20	Bq/L	0.14	Bq/L
Rainwater	Onahamahanabatake, Iwaki	May-21	T(free)	0.99	Bq/L	± 0.24	Bq/L	0.14	Bq/L
Sea water A (lower)	Off the coast of Fukushima Nuclear Power Plant1	May-21	T(free)	Under Minimum Limit of Detection	Bq/L	± —	Bq/L	0.14	Bq/L
Sea water B (lower)	Off the coast of Fukushima Nuclear Power Plant1	May-21	T(free)	Under Minimum Limit of Detection	Bq/L	± —	Bq/L	0.14	Bq/L
Sea water C (lower)	Off the coast of Fukushima Nuclear Power Plant1	May-21	T(free)	Under Minimum Limit of Detection	Bq/L	± —	Bq/L	0.14	Bq/L
Sea water D (lower)	Off the coast of Fukushima Nuclear Power Plant1	May-21	T(free)	Under Minimum Limit of Detection	Bq/L	± —	Bq/L	0.14	Bq/L
White rockfish (flesh)	Off the coast of Fukushima Nuclear Power Plant1	May-21	T (Organic)	Under Minimum Limit of Detection	Bq/kg dry	± —	Bq/kg dry	1.09	Bq/kg dry
Fox jacopever (bone · head)	Off the coast of Fukushima Nuclear Power Plant1	Nov-20	Sr90	0.44	Bq/kg dry	± 0.08	Bq/kg dry	0.11	Bq/kg dry
White rockfish (bone · head)	Off the coast of Fukushima Nuclear Power Plant1	Nov-20	Sr90	Under Minimum Limit of Detection	Bq/kg dry	± —	Bq/kg dry	0.11	Bq/kg dry
Greenling (bone · head)	Off the coast of Fukushima Nuclear Power Plant1	Nov-20	Sr90	Under Minimum Limit of Detection	Bq/kg dry	± —	Bq/kg dry	0.10	Bq/kg dry
Turmeric tea	unknown	Jun-20	Sr90	0.32	Bq/kg dry	± 0.07	Bq/kg dry	0.10	Bq/kg dry
Deer bone (flesh)	Kochi, Kochi Pref.	Jul-20	Sr90	29.93	Bq/kg dry	± 1.20	Bq/kg dry	1.50	Bq/kg dry
Soil	Minatogaoka Park Onahama, Iwaki	May-20	Sr90	1.85	Bq/kg dry	± 1.03	Bq/kg dry	1.54	Bq/kg dry
Soil	Torohara Park Onahamatorohara, Iwaki	May-20	Sr90	Under Minimum Limit of Detection	Bq/kg dry	± —	Bq/kg dry	1.55	Bq/kg dry

(Bq/Kg raw:Weight of raw sample Bq/Kg dry:Weight of dried sample)

Samples	Sampling Point	Sampling Month	Measurement Result		Uncertainty	Minimum Limit of Detection
Soil	Kotaki Park Onahamaohara, Iwaki	May-21	Sr90	Under Minimum Limit of Detection Bq/kg dry	± — Bq/kg dry	1.55 Bq/kg dry
Sludge	Nagaoka, Nigata	Aug-21	Sr90	Under Minimum Limit of Detection Bq/kg dry	± — Bq/kg dry	1.56 Bq/kg dry
Leaf mold	Tadami, Minamiaizu, Fukushima	Jun-21	Sr90	9.99 Bq/kg dry	± 1.06 Bq/kg dry	1.51 Bq/kg dry
Pine cone	Takahagi, Ogawa, Iwaki	Apr-19	Sr90	1.05 Bq/kg dry	± 0.26 Bq/kg dry	0.32 Bq/kg dry
Cedar leaf	Suetsugi, Hisanohama, Iwaki	Oct-20	Sr90	5.09 Bq/kg dry	± 0.51 Bq/kg dry	0.72 Bq/kg dry
Cedar building materials	Fukushima Pref. Ibaraki Pref.	Oct-20	Sr90	Under Minimum Limit of Detection Bq/kg dry	± — Bq/kg dry	0.31 Bq/kg dry
Sea water (surface)	Soma Port/ Fukushima Pref.	Apr-21	Sr90	0.0007 Bq/L	± 0.0004 Bq/L	0.0006 Bq/L
Sea water C (surface)	Off the coast of Fukushima Nuclear Power Plant1	May-21	Sr90	Under Minimum Limit of Detection Bq/L	± — Bq/L	0.0009 Bq/L
Sea water C (lower)	Off the coast of Fukushima Nuclear Power Plant1	May-21	Sr90	Under Minimum Limit of Detection Bq/L	± — Bq/L	0.0006 Bq/L
Sea water D (surface)	Off the coast of Fukushima Nuclear Power Plant1	May-21	Sr90	Under Minimum Limit of Detection Bq/L	± — Bq/L	0.0007 Bq/L
Sea water D (lower)	Off the coast of Fukushima Nuclear Power Plant1	May-21	Sr90	Under Minimum Limit of Detection Bq/L	± — Bq/L	0.0005 Bq/L
Sea water (surface)	Tomioka Port/ Fukushima Pref.	May-21	Sr90	0.0011 Bq/kg dry	± 0.0005 Bq/kg dry	0.0007 Bq/kg dry
Ash (Bay leaf branch)	Izumigaoka, Iwaki	May-21	Sr90	3.20 Bq/kg dry	± 1.03 Bq/kg dry	1.53 Bq/kg dry
Ash (Oak branch)	Yamada, Shimohei, Iwate	May-21	Sr90	866.46 Bq/kg dry	± 3.72 Bq/kg dry	1.44 Bq/kg dry

Measurement results of 16 items by germanium semiconductor detector

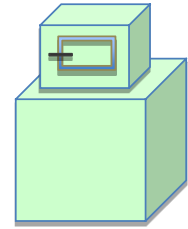
Dr. Tetsuji Imanaka, Institute of Multiple Nuclear Science, Kyoto University

In order to convey more measurement results to everyone, we have asked Dr. Tetsuji Imanaka of the Institute of Advanced Nuclear Science, Kyoto University, to measure low-dose samples using germanium semiconductor detectors. Measurement samples are not only from Fukushima Prefecture but also come from other prefectures. Please compare data based on measurements from various regions and use them to protect your children from radiation exposure.

★Gamma-ray

Measuring instrument : Germanium Semiconductor detector

- Product of CANBERRA(CA),USA GX3018 Relative efficiency 30% or more
- Product of ORTEC(OR),USA GMX25-70 Relative efficiency 35%



(Bq/kg raw:Weight of raw sample Bq/kg dry:Weight of dried sample)

Samples	Sampling Point	Sampling Month	Measuring instrument type	Measurement Result		Uncertainty		Total Amount of Cesium	Minimum Limit of Detection	
Carrot	Namie, Futaba, Fukushima	Jan-21	OR	Cs137	2.0 Bq/kg raw	± 0.06 Bq/kg raw	2.07	Cs137	—	Bq/kg raw
				Cs134	0.07 Bq/kg raw	± 0.02 Bq/kg raw		Cs134	—	Bq/kg raw
Mountain carrot	Shonai region, Yamagata	Apr-21	OR	Cs137	0.14 Bq/kg raw	± 0.04 Bq/kg raw	0.14	Cs137	—	Bq/kg raw
				Cs134	— Bq/kg raw	± — Bq/kg raw		Cs134	—	Bq/kg raw
Aralia sprout	Shiraishi, Miyagi	Apr-21	CA	Cs137	0.6 Bq/kg raw	± 0.2 Bq/kg raw	0.6	Cs137	—	Bq/kg raw
				Cs134	— Bq/kg raw	± — Bq/kg raw		Cs134	—	Bq/kg raw
Aralia sprout	Niigata Pref.	Apr-21	CA	Cs137	6.4 Bq/kg raw	± 0.4 Bq/kg raw	6.4	Cs137	—	Bq/kg raw
				Cs134	— Bq/kg raw	± — Bq/kg raw		Cs134	—	Bq/kg raw
Ostrich fern	Shiraishi, Miyagi	Apr-21	CA	Cs137	5.5 Bq/kg raw	± 0.5 Bq/kg raw	5.5	Cs137	—	Bq/kg raw
				Cs134	— Bq/kg raw	± — Bq/kg raw		Cs134	—	Bq/kg raw
Ostrich fern	Yonezawa, Yamagata	Apr-21	CA	Cs137	0.5 Bq/kg raw	± 0.1 Bq/kg raw	0.5	Cs137	—	Bq/kg raw
				Cs134	— Bq/kg raw	± — Bq/kg raw		Cs134	—	Bq/kg raw
Ostrich fern (wild)	Tendo, Yamagata	Apr-21	CA	Cs137	0.89 Bq/kg raw	± 0.14 Bq/kg raw	0.89	Cs137	—	Bq/kg raw
				Cs134	— Bq/kg raw	± — Bq/kg raw		Cs134	—	Bq/kg raw
Ukogi	Yonezawa, Yamagata	Apr-21	CA	Cs137	— Bq/kg raw	± — Bq/kg raw	Under Minimum Limit of Detection	Cs137	0.8	Bq/kg raw
				Cs134	— Bq/kg raw	± — Bq/kg raw		Cs134	—	Bq/kg raw
Ukogi	Fukushima, Fukushima Pref.	Apr-21	CA	Cs137	2.1 Bq/kg raw	± 0.35 Bq/kg raw	2.1	Cs137	—	Bq/kg raw
				Cs134	— Bq/kg raw	± — Bq/kg raw		Cs134	—	Bq/kg raw
Elatostema umbellata (edible wild plant)	Shonai region, Yamagata	Apr-21	CA	Cs137	0.15 Bq/kg raw	± 0.04 Bq/kg raw	0.15	Cs137	—	Bq/kg raw
				Cs134	— Bq/kg raw	± — Bq/kg raw		Cs134	—	Bq/kg raw
Cherry tomato	Shonai region, Yamagata	Apr-21	OR	Cs137	0.08 Bq/kg raw	± 0.06 Bq/kg raw	0.08	Cs137	—	Bq/kg raw
				Cs134	— Bq/kg raw	± — Bq/kg raw		Cs134	—	Bq/kg raw
Allium ochotense	Yamamoto, Watari, Miyagi	Apr-21	CA	Cs137	0.98 Bq/kg raw	± 0.17 Bq/kg raw	0.98	Cs137	—	Bq/kg raw
				Cs134	— Bq/kg raw	± — Bq/kg raw		Cs134	—	Bq/kg raw
Strawberry	Shinchi, Soma, Fukushima	Apr-21	OR	Cs137	0.035 Bq/kg raw	± 0.025 Bq/kg raw	0.035	Cs137	—	Bq/kg raw
				Cs134	— Bq/kg raw	± — Bq/kg raw		Cs134	—	Bq/kg raw
Strawberry	Kawauchi, Futaba, Fukushima	Apr-21	OR	Cs137	— Bq/kg raw	± — Bq/kg raw	Under Minimum Limit of Detection	Cs137	0.05	Bq/kg raw
				Cs134	— Bq/kg raw	± — Bq/kg raw		Cs134	—	Bq/kg raw
Walnut	Nishigo, Nishishirakawa, Fukushima	May-21	OR	Cs137	8.2 Bq/kg raw	± 0.5 Bq/kg raw	8.2	Cs137	—	Bq/kg raw
				Cs134	— Bq/kg raw	± — Bq/kg raw		Cs134	—	Bq/kg raw
Honey	Yabuki, Nishishirakawa, Fukushima	Mar-21	OR	Cs137	0.93 Bq/kg raw	± 0.14 Bq/kg raw	0.93	Cs137	—	Bq/kg raw
				Cs134	— Bq/kg raw	± — Bq/kg raw		Cs134	—	Bq/kg raw