



Radiation Measurement Results of 176 Items in May






When samples include natural radionuclides we can't deny the possibility of their radiation value counted together in our results.

The list below only shows the measurement results of the samples brought in.

Radioactive contamination level may differ according to sampling points even within the same address.

★Gamma-ray

Measuring instrument		Feature	Guide to lower limit※
Na I Scintillation Spectrometer			
Product of ATOMTEX AT1320A 	Product of BERTHOLD LB2045 	· Gamma-ray spectrometer with Na I scintillation detector.	Food (Sample 1kg) Lower limit 1.0Bq/Kg Soil (Sample 1kg) Lower limit 2.5Bq/Kg Material (Sample 1kg) Lower limit 1.0Bq/Kg Water (Sample 20L) Lower limit 0.02Bq/L
Germanium Semiconductor detector			
ORTEC GEM30-70 		· Radioactivity measurement series. Quantitative analysis based on "Gamma-ray spectrometry with germanium semiconductor detector." · Relative efficiency 35%	Food (Sample 2kg) Lower limit 0.04Bq/Kg Soil (Sample 1kg) Lower limit 0.06Bq/Kg Material (Sample 1kg) Lower limit 0.06Bq/Kg Water (Sample 20L) Lower limit 0.001Bq/L

※The lower limit varies depending on the sample weight and measurement time.

Measuring instrument: Na I Scintillation Spectrometer (Bq/kg raw: Weight of raw sample Bq/kg dry: Weight of dried sample)

Samples	Sampling Point	Sampling Month	Measurement Result		Uncertainty		Total Amount of Cesium	Minimum Limit of Detection	
			Cs137	Cs134	±	—		Cs137	Cs134
Glutinous rice	Fukushima Pref.	Oct-20	Cs137	—	±	—	Under Minimum Limit of Detection	Cs137	1.6
			Cs134	—	±	—		Cs134	1.5
Onion	Watanabe, Iwaki	May-21	Cs137	—	±	—	Under Minimum Limit of Detection	Cs137	2.2
			Cs134	—	±	—		Cs134	2.1
Cabbage	Nihonmatsu, Fukushima	May-21	Cs137	—	±	—	Under Minimum Limit of Detection	Cs137	2.0
			Cs134	—	±	—		Cs134	1.7
Cabbage	Motomiya, Fukushima	May-21	Cs137	—	±	—	Under Minimum Limit of Detection	Cs137	2.9
			Cs134	—	±	—		Cs134	2.7
Chinese cabbage	Miharu, Tamura, Fukushima	May-21	Cs137	—	±	—	Under Minimum Limit of Detection	Cs137	3.0
			Cs134	—	±	—		Cs134	2.8
Japanese white radish(pulp)	Iwaki city	May-21	Cs137	—	±	—	Under Minimum Limit of Detection	Cs137	2.1
			Cs134	—	±	—		Cs134	2.0
Japanese white radish(leaf)	Iwaki city	May-21	Cs137	—	±	—	Under Minimum Limit of Detection	Cs137	2.1
			Cs134	—	±	—		Cs134	1.7
Turnip(pulp)	Iwaki city	May-21	Cs137	—	±	—	Under Minimum Limit of Detection	Cs137	2.3
			Cs134	—	±	—		Cs134	2.1
Turnip (leaf)	Iwaki city	May-21	Cs137	—	±	—	Under Minimum Limit of Detection	Cs137	2.1
			Cs134	—	±	—		Cs134	1.7
Radish	Iwaki city	May-21	Cs137	—	±	—	Under Minimum Limit of Detection	Cs137	1.5
			Cs134	—	±	—		Cs134	1.2
Welsh onion	Otama, Adachi, Fukushima	May-21	Cs137	—	±	—	Under Minimum Limit of Detection	Cs137	2.3
			Cs134	—	±	—		Cs134	2.0
Green onion	Fukushima Pref.	May-21	Cs137	—	±	—	Under Minimum Limit of Detection	Cs137	1.8
			Cs134	—	±	—		Cs134	1.5
Cucumber	Fukushima, Fukushima Pref.	May-21	Cs137	—	±	—	Under Minimum Limit of Detection	Cs137	1.9
			Cs134	—	±	—		Cs134	1.8
Cucumber	Iwaki city	May-21	Cs137	—	±	—	Under Minimum Limit of Detection	Cs137	1.9
			Cs134	—	±	—		Cs134	1.8

※"_" used in Measurement Result and Uncertainty shows that the value is below the detection limit.

But it does not necessary mean 0(zero)Bq/kg.



★Gamma-ray

(Bq/kg raw:Weight of raw sample Bq/kg dry:Weight of dried sample)

Samples	Sampling Point	Sampling Month	Measurement Result		Uncertainty		Total Amount of Cesium	Minimum Limit of Detection	
			Cs137	Cs134	±	—		Cs137	Cs134
Zucchini	Fukushima, Fukushima Pref.	May-21	Cs137	—	±	—	Under Minimum Limit of Detection	Cs137	2.2
			Cs134	—	±	—		Cs134	1.9
Zucchini	Iwaki city	May-21	Cs137	—	±	—	Under Minimum Limit of Detection	Cs137	1.7
			Cs134	—	±	—		Cs134	1.4
Snow pea	Hobara, Date, Fukushima	May-21	Cs137	—	±	—	Under Minimum Limit of Detection	Cs137	1.4
			Cs134	—	±	—		Cs134	1.2
Spinach	Iwaki city	May-21	Cs137	—	±	—	Under Minimum Limit of Detection	Cs137	2.2
			Cs134	—	±	—		Cs134	2.0
Santouna	Nihonmatsu, Fukushima	May-21	Cs137	—	±	—	Under Minimum Limit of Detection	Cs137	2.0
			Cs134	—	±	—		Cs134	1.8
Kukitachina	Otama, Adachi, Fukushima	May-21	Cs137	—	±	—	Under Minimum Limit of Detection	Cs137	2.2
			Cs134	—	±	—		Cs134	1.7
Norabouna	Iwaki city	May-21	Cs137	—	±	—	Under Minimum Limit of Detection	Cs137	2.1
			Cs134	—	±	—		Cs134	1.7
Kale	Iwaki city	May-21	Cs137	—	±	—	Under Minimum Limit of Detection	Cs137	2.2
			Cs134	—	±	—		Cs134	2.3
Watercress	Miyakoji, Tamura, Fukushima	May-21	Cs137	—	±	—	Under Minimum Limit of Detection	Cs137	3.9
			Cs134	—	±	—		Cs134	3.6
Mizuna	Nihonmatsu, Fukushima	May-21	Cs137	—	±	—	Under Minimum Limit of Detection	Cs137	2.0
			Cs134	—	±	—		Cs134	1.6
Leek	Fukushima Pref.	May-21	Cs137	—	±	—	Under Minimum Limit of Detection	Cs137	1.4
			Cs134	—	±	—		Cs134	1.5
Garlic sprout	Date, Fukushima	May-21	Cs137	—	±	—	Under Minimum Limit of Detection	Cs137	2.3
			Cs134	—	±	—		Cs134	2.2
Bamboo shoot (Small)	Matsukawa, Fukushima Fukushima Pref.	May-21	Cs137	19.8	±	4.4	19.8	Cs137	2.7
			Cs134	—	±	—		Cs134	2.5
Bamboo shoot (Large)	Matsukawa, Fukushima Fukushima Pref.	May-21	Cs137	13.1	±	3.1	13.1	Cs137	2.2
			Cs134	—	±	—		Cs134	2.1
Bamboo shoot	Matsukawa, Fukushima Fukushima Pref.	May-21	Cs137	10.4	±	2.4	10.4	Cs137	1.9
			Cs134	—	±	—		Cs134	1.7
Bamboo shoot	Ryouzen, Date, Fukushima	May-21	Cs137	—	±	—	Under Minimum Limit of Detection	Cs137	2.1
			Cs134	—	±	—		Cs134	1.9
Bamboo shoot①	Miharu, Tamura, Fukushima	May-21	Cs137	8.7	±	2.2	8.7	Cs137	1.7
			Cs134	—	±	—		Cs134	1.5
Bamboo shoot②	Miharu, Tamura, Fukushima	May-21	Cs137	6.8	±	2.0	6.8	Cs137	2.4
			Cs134	—	±	—		Cs134	2.2
Bamboo shoot	Nishida, Koriyama Fukushima	May-21	Cs137	2.5	±	1.4	2.5	Cs137	2.3
			Cs134	—	±	—		Cs134	2.1
Bamboo shoot	Kamiogawa, Ogawa, Iwaki	May-21	Cs137	7.4	±	1.4	7.4	Cs137	1.2
			Cs134	—	±	—		Cs134	1.0
Bracken(Wild)	Fukushima, Fukushima Pref.	May-21	Cs137	22.4	±	3.2	22.4	Cs137	2.0
			Cs134	—	±	—		Cs134	1.5
Bracken(Wild)	Motomiya, Fukushima	May-21	Cs137	9.7	±	2.2	9.7	Cs137	2.0
			Cs134	—	±	—		Cs134	1.6
Bracken(Wild)	Otama, Adachi, Fukushima	May-21	Cs137	8.4	±	2.0	8.4	Cs137	1.9
			Cs134	—	±	—		Cs134	1.5
Bracken(Wild)	Miyakoji, Tamura, Fukushima	May-21	Cs137	3.2	±	1.7	3.2	Cs137	2.7
			Cs134	—	±	—		Cs134	2.3

*"_" used in Measurement Result and Uncertainty shows that the value is below the detection limit.

But it does not necessary mean 0(zero)Bq/kg.



★Gamma-ray

(Bq/kg raw:Weight of raw sample Bq/kg dry:Weight of dried sample)

Samples	Sampling Point	Sampling Month	Measurement Result		Uncertainty		Total Amount of Cesium	Minimum Limit of Detection	
			Cs137	Cs134	±	—		Cs137	Cs134
Bracken	Minamiaizu, Fukushima	May-21	Cs137	—	±	—	Under Minimum Limit of Detection	Cs137	3.0
			Cs134	—	±	—		Cs134	2.8
Bracken(Wild)	Esashi, Osyu, Iwate	May-21	Cs137	—	±	—	Under Minimum Limit of Detection	Cs137	4.2
			Cs134	—	±	—		Cs134	3.4
Dried bracken	Yonezawa, Yamagata	Apr-21	Cs137	—	±	—	Under Minimum Limit of Detection	Cs137	4.6
			Cs134	—	±	—		Cs134	3.7
Ostrich fern	Watari, Watari-gun, Miyagi	Apr-21	Cs137	—	±	—	Under Minimum Limit of Detection	Cs137	2.6
			Cs134	—	±	—		Cs134	2.1
Butterbur	Soma, Fukushima	Apr-21	Cs137	—	±	—	Under Minimum Limit of Detection	Cs137	4.1
			Cs134	—	±	—		Cs134	3.3
Butterbur	Iwaki city	May-21	Cs137	—	±	—	Under Minimum Limit of Detection	Cs137	2.3
			Cs134	—	±	—		Cs134	1.9
Butterbur	Kashima, Iwaki	Apr-21	Cs137	—	±	—	Under Minimum Limit of Detection	Cs137	2.2
			Cs134	—	±	—		Cs134	1.8
Udo(Cultivation)	Soma, Fukushima	Apr-21	Cs137	—	±	—	Under Minimum Limit of Detection	Cs137	2.4
			Cs134	—	±	—		Cs134	1.9
Mountain udo	Kitashiohara, Yama, Fukushima	May-21	Cs137	—	±	—	Under Minimum Limit of Detection	Cs137	1.9
			Cs134	—	±	—		Cs134	1.5
Mountain udo	Minamiaizu, Fukushima	May-21	Cs137	—	±	—	Under Minimum Limit of Detection	Cs137	4.2
			Cs134	—	±	—		Cs134	3.4
Mountain udo(Leaf)	Iwaki city	May-21	Cs137	—	±	—	Under Minimum Limit of Detection	Cs137	2.8
			Cs134	—	±	—		Cs134	2.2
Japanese mugwort	Minamiaizucho, Minamiaizu, Fukushima	May-21	Cs137	—	±	—	Under Minimum Limit of Detection	Cs137	2.7
			Cs134	—	±	—		Cs134	2.2
Hosta	Yamagata Pref.	May-21	Cs137	—	±	—	Under Minimum Limit of Detection	Cs137	3.5
			Cs134	—	±	—		Cs134	2.8
Walnut	Nishigo, Nishishirakawa, Fukushima	Apr-21	Cs137	—	±	—	Under Minimum Limit of Detection	Cs137	15.0
			Cs134	—	±	—		Cs134	12.3
Pressed barley	Japan (production)	Apr-21	Cs137	—	±	—	Under Minimum Limit of Detection	Cs137	1.9
			Cs134	—	±	—		Cs134	1.8
Milk	Fukushima Pref.	May-21	Cs137	—	±	—	Under Minimum Limit of Detection	Cs137	1.6
			Cs134	—	±	—		Cs134	1.5
Milk	Chiba Pref.	May-21	Cs137	—	±	—	Under Minimum Limit of Detection	Cs137	1.6
			Cs134	—	±	—		Cs134	1.5
Yogurt	Miyagi Pref.	May-21	Cs137	—	±	—	Under Minimum Limit of Detection	Cs137	2.1
			Cs134	—	±	—		Cs134	2.0
Soybeans	Noda, Chiba	Apr-21	Cs137	—	±	—	Under Minimum Limit of Detection	Cs137	2.3
			Cs134	—	±	—		Cs134	1.9
Soy pulp	Nihonmatsu, Fukushima	May-21	Cs137	—	±	—	Under Minimum Limit of Detection	Cs137	2.0
			Cs134	—	±	—		Cs134	1.8
Chicken liver	Japan (production)	May-21	Cs137	—	±	—	Under Minimum Limit of Detection	Cs137	2.1
			Cs134	—	±	—		Cs134	1.8
Dried udon	Tamura, Fukushima	Apr-21	Cs137	—	±	—	Under Minimum Limit of Detection	Cs137	2.9
			Cs134	—	±	—		Cs134	2.7
Glass noodles	China (production)	Apr-21	Cs137	—	±	—	Under Minimum Limit of Detection	Cs137	2.5
			Cs134	—	±	—		Cs134	2.0
Tuna flakes	Japan (production)	Apr-21	Cs137	—	±	—	Under Minimum Limit of Detection	Cs137	2.0
			Cs134	—	±	—		Cs134	1.8

*"_" used in Measurement Result and Uncertainty shows that the value is below the detection limit.

But it does not necessary mean 0(zero)Bq/kg.



★Gamma-ray

(Bq/kg raw:Weight of raw sample Bq/kg dry:Weight of dried sample)

Samples	Sampling Point	Sampling Month	Measurement Result		Uncertainty		Total Amount of Cesium	Minimum Limit of Detection	
			Cs137	Bq/kg raw	±	Bq/kg dry		Cs137	Bq/kg raw
Pancake mix	Japan (production)	Apr-21	Cs137	—	±	—	Under Minimum Limit of Detection	Cs137	2.0
			Cs134	—	±	—		Cs134	1.9
Trifolium pratense	Onahama, Iwaki	May-21	Cs137	—	±	—	Under Minimum Limit of Detection	Cs137	5.8
			Cs134	—	±	—		Cs134	5.5
Soil	Onami, Fukushima, Fukushima Pref.	May-21	Cs137	7110.0	±	723.0	7421.0	Cs137	10.9
			Cs134	311.0	±	33.9		Cs134	9.0
Soil	Onami, Fukushima, Fukushima Pref.	May-21	Cs137	2370.0	±	244.0	2474.0	Cs137	6.2
			Cs134	104.0	±	12.1		Cs134	5.7
Soil①	Okawara, Okuma, Futaba, Fukushima	May-21	Cs137	78.5	±	9.1	83.1	Cs137	1.8
			Cs134	4.6	±	1.1		Cs134	2.5
Soil②	Okawara, Okuma, Futaba, Fukushima	May-21	Cs137	68.8	±	7.7	68.8	Cs137	2.0
			Cs134	—	±	—		Cs134	2.4
Soil①	Nagasaki, Iwaki	Apr-21	Cs137	4020.0	±	408.0	4198.0	Cs137	5.0
			Cs134	178.0	±	19.1		Cs134	4.9
Soil②	Nagasaki, Iwaki	Apr-21	Cs137	109.0	±	12.0	113.0	Cs137	1.5
			Cs134	4.0	±	0.9		Cs134	2.0
Soil①	Onahama-tamagawa, Iwaki	May-21	Cs137	2540.0	±	261.0	2651.0	Cs137	6.3
			Cs134	111.0	±	12.7		Cs134	5.9
Soil②	Onahama-tamagawa, Iwaki	May-21	Cs137	7.5	±	1.1	7.5	Cs137	1.7
			Cs134	—	±	—		Cs134	1.9
Soil	Izumi-tamatsuyu, Iwaki	May-21	Cs137	—	±	—	Under Minimum Limit of Detection	Cs137	1.1
			Cs134	—	±	—		Cs134	1.3
Soil (in the park)	Noda-chuo Park Noda, Fukushima, Fukushima Pref.	Apr-21	Cs137	3820.0	±	392.0	3986.0	Cs137	9.0
			Cs134	166.0	±	19.0		Cs134	8.3
Soil(in the park) under a maple tree	Noda-chuo Park Noda, Fukushima, Fukushima Pref.	Apr-21	Cs137	2550.0	±	259.0	2652.0	Cs137	4.2
			Cs134	102.0	±	11.4		Cs134	3.9
Soil (in the park)	Noda-chuo Park Noda, Fukushima, Fukushima Pref.	Apr-21	Cs137	907.0	±	93.5	952.4	Cs137	2.8
			Cs134	45.4	±	5.2		Cs134	2.8
Soil (in the park)	Noda-chuo Park Noda, Fukushima, Fukushima Pref.	Apr-21	Cs137	750.0	±	77.5	789.3	Cs137	3.2
			Cs134	39.3	±	4.7		Cs134	3.5
Soil (in the park)	Noda-chuo Park Noda, Fukushima, Fukushima Pref.	Apr-21	Cs137	577.0	±	59.7	599.7	Cs137	2.6
			Cs134	22.7	±	3.0		Cs134	2.8
Soil (in the park)	Noda-chuo Park Noda, Fukushima, Fukushima Pref.	Apr-21	Cs137	397.0	±	40.7	413.5	Cs137	1.4
			Cs134	16.5	±	2.0		Cs134	1.6
Soil(in the park) under a cherry-blossom tree	Noda-chuo Park Noda, Fukushima, Fukushima Pref.	Apr-21	Cs137	344.0	±	35.3	358.2	Cs137	1.3
			Cs134	14.2	±	1.8		Cs134	1.5
Soil(in the park) under the slide	Noda-chuo Park Noda, Fukushima, Fukushima Pref.	Apr-21	Cs137	183.0	±	19.5	189.9	Cs137	2.1
			Cs134	6.9	±	1.3		Cs134	2.6
Soil(in the park) under the Swing	Noda-chuo Park Noda, Fukushima, Fukushima Pref.	Apr-21	Cs137	96.7	±	10.8	101.1	Cs137	1.9
			Cs134	4.4	±	1.0		Cs134	2.4
Soil(in the park) In front of a bench	Noda-chuo Park Noda, Fukushima, Fukushima Pref.	Apr-21	Cs137	56.1	±	6.0	57.7	Cs137	0.9
			Cs134	1.6	±	0.4		Cs134	1.2
Soil (in the park) Sandbox	Noda-chuo Park Noda, Fukushima, Fukushima Pref.	Apr-21	Cs137	—	±	—	Under Minimum Limit of Detection	Cs137	1.3
			Cs134	—	±	—		Cs134	1.6
Sea sand(surface)	Haragamaobama Beach ①, Fukushima Pef.	Apr-21	Cs137	6.4	±	0.8	6.4	Cs137	0.9
			Cs134	—	±	—		Cs134	0.9
Sea sand(15cm)	Fukushima Pef.	Apr-21	Cs137	7.6	±	0.9	7.6	Cs137	0.7
			Cs134	—	±	—		Cs134	0.8

*"—" used in Measurement Result and Uncertainty shows that the value is below the detection limit.

But it does not necessary mean 0(zero)Bq/kg.



★Gamma-ray

(Bq/kg raw:Weight of raw sample Bq/kg dry:Weight of dried sample)

Samples	Sampling Point	Sampling Month	Measurement Result		Uncertainty		Total Amount of Cesium	Minimum Limit of Detection			
Sea sand(30cm)	Haragamaobama Beach①, Fukushima Pref.	Apr-21	Cs137	—	Bq/kg dry	±	—	Under Minimum Limit of Detection	Cs137	0.9	Bq/kg dry
			Cs134	—	Bq/kg dry	±	—		Bq/kg dry	Cs134	1.1
Sea sand(50cm)		Apr-21	Cs137	14.6	Bq/kg dry	±	1.9	14.6	Cs137	1.5	Bq/kg dry
			Cs134	—	Bq/kg dry	±	—		Bq/kg dry	Cs134	1.1
Sea sand (surface)	Haragamaobama Beach②, Fukushima Pref.	Apr-21	Cs137	8.8	Bq/kg dry	±	1.1	9.4	Cs137	0.5	Bq/kg dry
			Cs134	0.6	Bq/kg dry	±	0.2		Bq/kg dry	Cs134	0.6
Sea sand(15cm)		Apr-21	Cs137	17.0	Bq/kg dry	±	2.1	17.0	Cs137	1.4	Bq/kg dry
			Cs134	—	Bq/kg dry	±	—		Bq/kg dry	Cs134	1.1
Sea sand(30cm)	Haragamaobama Beach③, Fukushima Pref.	Apr-21	Cs137	34.3	Bq/kg dry	±	3.6	35.2	Cs137	0.5	Bq/kg dry
			Cs134	0.9	Bq/kg dry	±	0.2		Bq/kg dry	Cs134	0.5
Sea sand(50cm)		Apr-21	Cs137	34.9	Bq/kg dry	±	3.9	34.9	Cs137	1.3	Bq/kg dry
			Cs134	—	Bq/kg dry	±	—		Bq/kg dry	Cs134	1.0
Sea sand (surface)	Haragamaobama Beach③, Fukushima Pref.	Apr-21	Cs137	13.2	Bq/kg dry	±	1.5	13.2	Cs137	0.5	Bq/kg dry
			Cs134	—	Bq/kg dry	±	—		Bq/kg dry	Cs134	0.5
Sea sand(15cm)		Apr-21	Cs137	40.0	Bq/kg dry	±	4.3	40.0	Cs137	1.0	Bq/kg dry
			Cs134	—	Bq/kg dry	±	—		Bq/kg dry	Cs134	0.7
Sea sand(30cm)	Haragamaobama Beach④, Fukushima Pref.	Apr-21	Cs137	14.4	Bq/kg dry	±	1.8	14.4	Cs137	1.3	Bq/kg dry
			Cs134	—	Bq/kg dry	±	—		Bq/kg dry	Cs134	1.0
Sea sand(50cm)		Apr-21	Cs137	83.4	Bq/kg dry	±	9.0	86.3	Cs137	1.1	Bq/kg dry
			Cs134	2.9	Bq/kg dry	±	0.5		Bq/kg dry	Cs134	1.3
Sea sand (surface)	Haragamaobama Beach④, Fukushima Pref.	Apr-21	Cs137	3.1	Bq/kg dry	±	0.4	3.1	Cs137	0.5	Bq/kg dry
			Cs134	—	Bq/kg dry	±	—		Bq/kg dry	Cs134	0.5
Sea sand(15cm)		Apr-21	Cs137	5.0	Bq/kg dry	±	0.6	5.0	Cs137	0.7	Bq/kg dry
			Cs134	—	Bq/kg dry	±	—		Bq/kg dry	Cs134	0.7
Sea sand(30cm)	Haragamaobama Beach④, Fukushima Pref.	Apr-21	Cs137	2.3	Bq/kg dry	±	0.5	2.3	Cs137	1.3	Bq/kg dry
			Cs134	—	Bq/kg dry	±	—		Bq/kg dry	Cs134	1.3
Sea sand(50cm)		Apr-21	Cs137	2.0	Bq/kg dry	±	0.4	2.0	Cs137	1.1	Bq/kg dry
			Cs134	—	Bq/kg dry	±	—		Bq/kg dry	Cs134	1.1
Sea sand (surface)	Yotsukura Beach① Fukushima Pref.	Apr-21	Cs137	18.6	Bq/kg dry	±	2.1	18.6	Cs137	0.6	Bq/kg dry
			Cs134	—	Bq/kg dry	±	—		Bq/kg dry	Cs134	0.8
Sea sand(15cm)		Apr-21	Cs137	10.1	Bq/kg dry	±	1.2	10.1	Cs137	0.6	Bq/kg dry
			Cs134	—	Bq/kg dry	±	—		Bq/kg dry	Cs134	0.6
Sea sand (surface)	Yotsukura Beach② Fukushima Pref.	Apr-21	Cs137	6.7	Bq/kg dry	±	0.8	6.7	Cs137	0.6	Bq/kg dry
			Cs134	—	Bq/kg dry	±	—		Bq/kg dry	Cs134	0.6
Sea sand(15cm)		Apr-21	Cs137	7.7	Bq/kg dry	±	1.0	7.7	Cs137	1.1	Bq/kg dry
			Cs134	—	Bq/kg dry	±	—		Bq/kg dry	Cs134	1.1
Sea sand(30cm)	Yotsukura Beach③ Fukushima Pref.	Apr-21	Cs137	11.1	Bq/kg dry	±	1.5	11.1	Cs137	1.4	Bq/kg dry
			Cs134	—	Bq/kg dry	±	—		Bq/kg dry	Cs134	1.4
Sea sand (surface)		Apr-21	Cs137	21.6	Bq/kg dry	±	2.5	22.6	Cs137	0.6	Bq/kg dry
			Cs134	1.0	Bq/kg dry	±	0.3		Bq/kg dry	Cs134	0.7
Sea sand(15cm)	Yotsukura Beach③ Fukushima Pref.	Apr-21	Cs137	11.2	Bq/kg dry	±	1.3	11.2	Cs137	0.5	Bq/kg dry
			Cs134	—	Bq/kg dry	±	—		Bq/kg dry	Cs134	0.6
Sea sand(30cm)		Apr-21	Cs137	11.6	Bq/kg dry	±	1.3	11.6	Cs137	0.6	Bq/kg dry
			Cs134	—	Bq/kg dry	±	—		Bq/kg dry	Cs134	0.6
Sea sand(50cm)	Yotsukura Beach④ Fukushima Pref.	Apr-21	Cs137	7.0	Bq/kg dry	±	1.0	7.0	Cs137	1.1	Bq/kg dry
			Cs134	—	Bq/kg dry	±	—		Bq/kg dry	Cs134	1.1
Sea sand (surface)		Apr-21	Cs137	32.4	Bq/kg dry	±	3.4	33.3	Cs137	0.6	Bq/kg dry
			Cs134	0.9	Bq/kg dry	±	0.2		Bq/kg dry	Cs134	0.6

※"_" used in Measurement Result and Uncertainty shows that the value is below the detection limit.

But it does not necessary mean 0(zero)Bq/kg.



★Gamma-ray

(Bq/kg raw:Weight of raw sample Bq/kg dry:Weight of dried sample)




Samples	Sampling Point	Sampling Month	Measurement Result		Uncertainty		Total Amount of Cesium	Minimum Limit of Detection	
Sea sand(15cm)	Yotsukura Beach④ Fukushima Pref.	Apr-21	Cs137	19.2 Bq/kg dry	± 2.4 Bq/kg dry	19.2	Cs137	1.4 Bq/kg dry	
			Cs134	— Bq/kg dry	± — Bq/kg dry		Cs134	1.1 Bq/kg dry	
Sea sand(30cm)		Apr-21	Cs137	26.9 Bq/kg dry	± 3.0 Bq/kg dry	26.9	Cs137	0.9 Bq/kg dry	
			Cs134	— Bq/kg dry	± — Bq/kg dry		Cs134	0.7 Bq/kg dry	
Sea sand(50cm)		Apr-21	Cs137	19.0 Bq/kg dry	± 2.1 Bq/kg dry	19.0	Cs137	0.6 Bq/kg dry	
			Cs134	— Bq/kg dry	± — Bq/kg dry		Cs134	0.7 Bq/kg dry	
Sea sand (surface)	Yotsukura Beach⑤ Fukushima Pref.	Apr-21	Cs137	33.4 Bq/kg dry	± 3.6 Bq/kg dry	35.6	Cs137	0.6 Bq/kg dry	
			Cs134	2.2 Bq/kg dry	± 0.4 Bq/kg dry		Cs134	0.6 Bq/kg dry	
Sea sand(15cm)		Apr-21	Cs137	27.2 Bq/kg dry	± 2.9 Bq/kg dry	27.2	Cs137	0.6 Bq/kg dry	
			Cs134	— Bq/kg dry	± — Bq/kg dry		Cs134	0.6 Bq/kg dry	
Sea sand(30cm)		Apr-21	Cs137	18.4 Bq/kg dry	± 2.0 Bq/kg dry	18.4	Cs137	0.6 Bq/kg dry	
			Cs134	— Bq/kg dry	± — Bq/kg dry		Cs134	0.6 Bq/kg dry	
Sea sand(50cm)		Apr-21	Cs137	15.6 Bq/kg dry	± 1.7 Bq/kg dry	15.6	Cs137	0.6 Bq/kg dry	
			Cs134	— Bq/kg dry	± — Bq/kg dry		Cs134	0.6 Bq/kg dry	
Sea sand (surface)		Yotsukura Beach⑥ Fukushima Pref.	Apr-21	Cs137	16.9 Bq/kg dry	± 2.0 Bq/kg dry	16.9	Cs137	1.2 Bq/kg dry
				Cs134	— Bq/kg dry	± — Bq/kg dry		Cs134	1.1 Bq/kg dry
Sea sand(15cm)			Apr-21	Cs137	34.2 Bq/kg dry	± 4.0 Bq/kg dry	34.2	Cs137	1.7 Bq/kg dry
				Cs134	— Bq/kg dry	± — Bq/kg dry		Cs134	1.3 Bq/kg dry
Sea sand(30cm)	Apr-21		Cs137	73.7 Bq/kg dry	± 7.9 Bq/kg dry	75.8	Cs137	1.1 Bq/kg dry	
			Cs134	2.1 Bq/kg dry	± 0.4 Bq/kg dry		Cs134	1.3 Bq/kg dry	
Sea sand(50cm)	Apr-21		Cs137	129.0 Bq/kg dry	± 13.9 Bq/kg dry	134.3	Cs137	1.4 Bq/kg dry	
			Cs134	5.3 Bq/kg dry	± 0.9 Bq/kg dry		Cs134	1.4 Bq/kg dry	
Ash (Laurier tree)	Izumigaoka, Iwaki		May-21	Cs137	554.0 Bq/kg raw	± 48.6 Bq/kg raw	571.8	Cs137	3.5 Bq/kg raw
				Cs134	17.8 Bq/kg raw	± 4.3 Bq/kg raw		Cs134	2.9 Bq/kg raw
Vacuum cleaner dust (paper pack, Roomba)	Ichikawa, Chiba	Apr-21	Cs137	33.3 Bq/kg raw	± 9.0 Bq/kg raw	33.3	Cs137	7.0 Bq/kg raw	
			Cs134	— Bq/kg raw	± — Bq/kg raw		Cs134	6.0 Bq/kg raw	
Dust cloth (After cleaning of sash)	Ichikawa, Chiba	Apr-21	Cs137	14.1 Bq/kg raw	± 4.7 Bq/kg raw	14.1	Cs137	5.3 Bq/kg raw	
			Cs134	— Bq/kg raw	± — Bq/kg raw		Cs134	4.2 Bq/kg raw	

※"_" used in Measurement Result and Uncertainty shows that the value is below the detection limit.

But it does not necessary mean 0(zero)Bq/kg.



★Gamma-ray

Measuring instrument		Feature	Guide to lower limit※
NaI Scintillation Spectrometer			
Product of ATOMTEX AT1320A 	Product of BERTHOLD LB2045 	・ Gamma-ray spectrometer with NaI scintillation detector.	Food (Sample 1kg) Lower limit 1.0Bq/Kg Soil (Sample 1kg) Lower limit 2.5Bq/Kg Material (Sample 1kg) Lower limit 1.0Bq/Kg Water (Sample 20L) Lower limit 0.02Bq/L
Germanium Semiconductor detector			
ORTEC GEM30-70 	・ Radioactivity measurement series. Quantitative analysis based on "Gamma-ray spectrometry with germanium semiconductor detector." ・ Relative efficiency 35%	Food (Sample 2kg) Lower limit 0.04Bq/Kg Soil (Sample 1kg) Lower limit 0.06Bq/Kg Material (Sample 1kg) Lower limit 0.06Bq/Kg Water (Sample 20L) Lower limit 0.001Bq/L	

※The lower limit varies depending on the sample weight and measurement time.

Measuring instrument: Germanium Semiconductor detector (Bq/kg raw: Weight of raw sample Bq/kg dry: Weight of dried sample)

Samples	Sampling Point	Sampling Month	Measurement Result		Uncertainty		Total Amount of Cesium	Minimum Limit of Detection	
Brown rice	Esashi, Osyu, Iwate	Oct-20	Cs137	0.68 Bq/kg raw	± 0.05 Bq/kg raw	0.68	Cs137	0.08 Bq/kg raw	
			Cs134	— Bq/kg raw	± — Bq/kg raw		Cs134	0.08 Bq/kg raw	
Rice bran	Gotenba, Shizuoka	Apr-21	Cs137	11.6 Bq/kg raw	± 0.3 Bq/kg raw	11.6	Cs137	0.3 Bq/kg raw	
			Cs134	— Bq/kg raw	± — Bq/kg raw		Cs134	0.3 Bq/kg raw	
Japanese honeywort	Izumi, Iwaki	May-21	Cs137	1.5 Bq/kg raw	± 0.09 Bq/kg raw	1.5	Cs137	0.1 Bq/kg raw	
			Cs134	— Bq/kg raw	± — Bq/kg raw		Cs134	0.1 Bq/kg raw	
Plum(pulp)	Izumigaoka, Iwaki	May-21	Cs137	0.34 Bq/kg raw	± 0.08 Bq/kg raw	0.34	Cs137	0.1 Bq/kg raw	
			Cs134	— Bq/kg raw	± — Bq/kg raw		Cs134	0.1 Bq/kg raw	
Dried zenmai (Wild)	Minamiaizucho, Minamiaizu, Fukushima	May-11	Cs137	1.4 Bq/kg raw	± 0.3 Bq/kg raw	1.4	Cs137	0.6 Bq/kg raw	
			Cs134	— Bq/kg raw	± — Bq/kg raw		Cs134	0.6 Bq/kg raw	
Dried zenmai (Wild)	Minamiaizucho, Minamiaizu, Fukushima	May-18	Cs137	441.1 Bq/kg raw	± 2.3 Bq/kg raw	453.7	Cs137	0.8 Bq/kg raw	
			Cs134	12.6 Bq/kg raw	± 0.5 Bq/kg raw		Cs134	0.8 Bq/kg raw	
Dried zenmai (Wild)	Minamiaizucho, Minamiaizu, Fukushima	May-19	Cs137	56.8 Bq/kg raw	± 0.8 Bq/kg raw	59.4	Cs137	0.7 Bq/kg raw	
			Cs134	2.6 Bq/kg raw	± 0.3 Bq/kg raw		Cs134	0.6 Bq/kg raw	
Bracken(Wild)	Miyakoji, Tamura, Fukushima (Old road)	May-21	Cs137	56.7 Bq/kg raw	± 1.2 Bq/kg raw	59.0	Cs137	0.6 Bq/kg raw	
			Cs134	2.3 Bq/kg raw	± 0.4 Bq/kg raw		Cs134	0.7 Bq/kg raw	
Dried bracken (Wild)	Minamiaizucho, Minamiaizu, Fukushima	May-11	Cs137	15.2 Bq/kg raw	± 0.3 Bq/kg raw	15.9	Cs137	0.4 Bq/kg raw	
			Cs134	0.7 Bq/kg raw	± 0.2 Bq/kg raw		Cs134	0.4 Bq/kg raw	
Bracken(Wild)	Shimogo, Minamiaizu, Fukushima	May-21	Cs137	1.1 Bq/kg raw	± 0.1 Bq/kg raw	1.1	Cs137	0.2 Bq/kg raw	
			Cs134	— Bq/kg raw	± — Bq/kg raw		Cs134	0.2 Bq/kg raw	
Bracken(Wild)	Izumi, Iwaki	May-21	Cs137	— Bq/kg raw	± — Bq/kg raw	Under Minimum Limit of Detection	Cs137	0.1 Bq/kg raw	
			Cs134	— Bq/kg raw	± — Bq/kg raw		Cs134	0.2 Bq/kg raw	
Bracken(Wild)	Esashi, Osyu, Iwate	May-21	Cs137	2.6 Bq/kg raw	± 0.1 Bq/kg raw	2.6	Cs137	0.2 Bq/kg raw	
			Cs134	— Bq/kg raw	± — Bq/kg raw		Cs134	0.2 Bq/kg raw	
Bracken(Wild) After removing bitter taste	Esashi, Osyu, Iwate	May-21	Cs137	0.4 Bq/kg raw	± 0.1 Bq/kg raw	0.4	Cs137	0.2 Bq/kg raw	
			Cs134	— Bq/kg raw	± — Bq/kg raw		Cs134	0.2 Bq/kg raw	
Bracken	Yamagata Pref.	Apr-21	Cs137	— Bq/kg raw	± — Bq/kg raw	Under Minimum Limit of Detection	Cs137	0.7 Bq/kg raw	
			Cs134	— Bq/kg raw	± — Bq/kg raw		Cs134	0.7 Bq/kg raw	
Koshiabura	Unknown (Purchase of Inawashiro)	May-21	Cs137	100.2 Bq/kg raw	± 1.9 Bq/kg raw	104.3	Cs137	1.2 Bq/kg raw	
			Cs134	4.1 Bq/kg raw	± 0.6 Bq/kg raw		Cs134	1.2 Bq/kg raw	
Koshiabura(Wild)	Osawa, Yonezawa, Yamagata	May-21	Cs137	75.4 Bq/kg raw	± 2.5 Bq/kg raw	78.5	Cs137	2.3 Bq/kg raw	
			Cs134	3.1 Bq/kg raw	± 1.3 Bq/kg raw		Cs134	2.6 Bq/kg raw	

※"_"used in Measurement Result and Uncertainty shows that the value is below the detection limit.

But it does not necessary mean 0(zero)Bq/kg.

※Dried royal fern and dried bracken in Minami-Aizu, Minami-Aizu, Fukushima, as of the measurement date May 2021.

★Gamma-ray

(Bq/kg raw:Weight of raw sample Bq/kg dry:Weight of dried sample)



Samples	Sampling Point	Sampling Month	Measurement Result		Uncertainty		Total Amount of Cesium	Minimum Limit of Detection	
Koshiabura(Wild)	Esashi, Osyu, Iwate	May-21	Cs137	16.7 Bq/kg raw	± 1.4 Bq/kg raw	16.7	Cs137	1.3 Bq/kg raw	
			Cs134	— Bq/kg raw	± — Bq/kg raw		Cs134	1.5 Bq/kg raw	
New leaves of Koshiabura (Wild)	Onami, Fukushima, Fukushima Pref. (In the mountains)	May-21	Cs137	2598.1 Bq/kg raw	± 7.3 Bq/kg raw	2705.3	Cs137	1.6 Bq/kg raw	
			Cs134	107.2 Bq/kg raw	± 1.6 Bq/kg raw		Cs134	1.7 Bq/kg raw	
New leaves of Koshiabura (Wild)	Onami, Fukushima, Fukushima Pref. (In the garden)	May-21	Cs137	7.2 Bq/kg raw	± 0.2 Bq/kg raw	7.2	Cs137	0.3 Bq/kg raw	
			Cs134	— Bq/kg raw	± — Bq/kg raw		Cs134	0.2 Bq/kg raw	
New leaves of Koshiabura (Wild)	Marumori, Igu, Miyagi	May-21	Cs137	317.1 Bq/kg raw	± 9.5 Bq/kg raw	326.4	Cs137	5.9 Bq/kg raw	
			Cs134	9.3 Bq/kg raw	± 2.6 Bq/kg raw		Cs134	4.9 Bq/kg raw	
Aralia sprout(Wild)	Sakuragi, Fukushima, Fukushima Pref.	May-21	Cs137	85.9 Bq/kg raw	± 3.4 Bq/kg raw	89.1	Cs137	2.7 Bq/kg raw	
			Cs134	3.2 Bq/kg raw	± 1.3 Bq/kg raw		Cs134	2.6 Bq/kg raw	
Aralia sprout(Wild)	Miyakoji, Tamura, Fukushima (Old road)	May-21	Cs137	148.7 Bq/kg raw	± 4.0 Bq/kg raw	154.3	Cs137	2.1 Bq/kg raw	
			Cs134	5.6 Bq/kg raw	± 1.2 Bq/kg raw		Cs134	2.1 Bq/kg raw	
Aralia sprout(Wild)	Ono, Tamura, Fukushima	May-21	Cs137	6.8 Bq/kg raw	± 0.3 Bq/kg raw	6.8	Cs137	0.5 Bq/kg raw	
			Cs134	— Bq/kg raw	± — Bq/kg raw		Cs134	0.6 Bq/kg raw	
Aralia sprout(Wild)	Kamiogawa, Ogawa, Iwaki	Apr-21	Cs137	15.2 Bq/kg raw	± 1.2 Bq/kg raw	15.2	Cs137	2.0 Bq/kg raw	
			Cs134	— Bq/kg raw	± — Bq/kg raw		Cs134	2.5 Bq/kg raw	
Aralia sprout(Wild)	Osawa, Yonezawa, Yamagata	May-21	Cs137	2.3 Bq/kg raw	± 0.5 Bq/kg raw	2.3	Cs137	1.1 Bq/kg raw	
			Cs134	— Bq/kg raw	± — Bq/kg raw		Cs134	1.1 Bq/kg raw	
Ostrich fern (Wild)	Minamiaizu, Minamiaizu, Fukushima	May-21	Cs137	2.0 Bq/kg raw	± 0.2 Bq/kg raw	2.0	Cs137	0.3 Bq/kg raw	
			Cs134	— Bq/kg raw	± — Bq/kg raw		Cs134	0.4 Bq/kg raw	
Shidoke(Wild)	Miyakoji, Tamura, Fukushima (Old road)	May-21	Cs137	178.2 Bq/kg raw	± 3.8 Bq/kg raw	184.9	Cs137	1.3 Bq/kg raw	
			Cs134	6.7 Bq/kg raw	± 1.0 Bq/kg raw		Cs134	1.6 Bq/kg raw	
Butterbur sprout (Wild)	Minamiaizucho, Minamiaizu, Fukushima	Mar-21	Cs137	0.35 Bq/kg raw	± 0.08 Bq/kg raw	0.35	Cs137	0.1 Bq/kg raw	
			Cs134	— Bq/kg raw	± — Bq/kg raw		Cs134	0.1 Bq/kg raw	
Butterbur	Tairashimokabeya, Iwaki	Apr-21	Cs137	— Bq/kg raw	± — Bq/kg raw	Under Minimum Limit of Detection	Cs137	0.2 Bq/kg raw	
			Cs134	— Bq/kg raw	± — Bq/kg raw		Cs134	0.2 Bq/kg raw	
Japanese mugwort	Minamiaizucho, Minamiaizu, Fukushima	May-21	Cs137	— Bq/kg raw	± — Bq/kg raw	Under Minimum Limit of Detection	Cs137	0.3 Bq/kg raw	
			Cs134	— Bq/kg raw	± — Bq/kg raw		Cs134	0.4 Bq/kg raw	
Nobiru	Minamiaizucho, Minamiaizu, Fukushima	Mar-21	Cs137	— Bq/kg raw	± — Bq/kg raw	Under Minimum Limit of Detection	Cs137	0.2 Bq/kg raw	
			Cs134	— Bq/kg raw	± — Bq/kg raw		Cs134	0.3 Bq/kg raw	
Shitake mushroom log grown	Ogawa, Iwaki	May-21	Cs137	6.5 Bq/kg raw	± 0.2 Bq/kg raw	6.5	Cs137	0.2 Bq/kg raw	
			Cs134	— Bq/kg raw	± — Bq/kg raw		Cs134	0.2 Bq/kg raw	
Black buss①	Iitate, Soma, Fukushima	Apr-21	Cs137	78.7 Bq/kg raw	± 0.8 Bq/kg raw	82.0	Cs137	0.3 Bq/kg raw	
			Cs134	3.3 Bq/kg raw	± 0.2 Bq/kg raw		Cs134	0.4 Bq/kg raw	
Black buss②	Iitate, Soma, Fukushima	Apr-21	Cs137	65.7 Bq/kg raw	± 0.9 Bq/kg raw	68.7	Cs137	0.4 Bq/kg raw	
			Cs134	3.0 Bq/kg raw	± 0.2 Bq/kg raw		Cs134	0.4 Bq/kg raw	

※"_"used in Measurement Result and Uncertainty shows that the value is below the detection limit.

But it does not necessary mean 0(zero)Bq/kg.



★Beta-ray

Measuring instrument		Feature
Liquid Scintillation Counter		
Product of Hidex HIDEX 300SLL	Product of PerkinElmer Japan Quantulus GCT 622	Equipment for measuring low-energy beta-ray emission nuclides
		Measuring nuclide Strontium90 Half-life 30 years Organically bound 3H Half-life 12.3 years Free-water 3H Half-life 12.3 years
All samples are measured in liquid condition after several days of pretreatment.		

(Bq/Kg raw:Weight of raw sample Bq/Kg dry:Weight of dried sample)

Samples	Sampling Point	Sampling Month	Measurement Result		Uncertainty		Minimum Limit of Detection	
Tap water	Onahama-hanabatake, Iwaki	Apr-21	T (Free)	0.29	Bq/L	± 0.16	Bq/L	0.14 Bq/L
Sea water (surface)	Futabacho, Futaba, Fukushima	Apr-21	T (Free)	Under Minimum Limit of Detection	Bq/L	± —	Bq/L	0.14 Bq/L
Sea water (surface)	Soma Port/ Fukushima Pref.	Apr-21	T (Free)	Under Minimum Limit of Detection	Bq/L	± —	Bq/L	0.14 Bq/L
Sea water A (surface)	Off the coast of Fukushima Nuclear Power Plant1	May-21	T (Free)	Under Minimum Limit of Detection	Bq/L	± —	Bq/L	0.14 Bq/L
Sea water B (surface)	Off the coast of Fukushima Nuclear Power Plant1	May-21	T (Free)	Under Minimum Limit of Detection	Bq/L	± —	Bq/L	0.14 Bq/L
Flounder(pulp)	Oi-cho, Oi, Fukui	Mar-21	T (Organic)	Under Minimum Limit of Detection	Bq/kg dry	± —	Bq/kg dry	1.06 Bq/kg dry
Wakame seaweed	Oi-cho, Oi, Fukui	Mar-21	T (Organic)	Under Minimum Limit of Detection	Bq/kg dry	± —	Bq/kg dry	0.82 Bq/kg dry
Yellowtail	Off the coast of Fukushima Nuclear Power Plant1	Nov-19	Sr90	Under Minimum Limit of Detection	Bq/kg dry	± —	Bq/kg dry	0.11 Bq/kg dry
Flounder(bone)	Oi-cho, Oi, Fukui	Mar-21	Sr90	Under Minimum Limit of Detection	Bq/kg dry	± —	Bq/kg dry	0.12 Bq/kg dry
Boar(bone)	Iwaki city	Sep-14	Sr90	25.34	Bq/kg dry	± 1.33	Bq/kg dry	1.75 Bq/kg dry
Soil	Takada Park Onahama-hanabatake, Iwaki	Apr-20	Sr90	Under Minimum Limit of Detection	Bq/kg dry	± —	Bq/kg dry	1.50 Bq/kg dry
Soil	Onahama-chuo Park Onahama-minami	Mar-21	Sr90	Under Minimum Limit of Detection	Bq/kg dry	± —	Bq/kg dry	1.50 Bq/kg dry
Soil	Tomigaura Park Onahama-gotenba, Iwaki	Mar-21	Sr90	Under Minimum Limit of Detection	Bq/kg dry	± —	Bq/kg dry	1.47 Bq/kg dry
Soil	Shonandai-Nishi Park 1Shonandai, Iwaki	Mar-21	Sr90	Under Minimum Limit of Detection	Bq/kg dry	± —	Bq/kg dry	1.59 Bq/kg dry
Tap water	Hansaki, Odaka, Minamisoma, Fukushima	Apr-21	Sr90	Under Minimum Limit of Detection	Bq/L	± —	Bq/L	0.0006 Bq/L
Groundwater	Futabacho, Futaba, Fukushima	Apr-21	Sr90	Under Minimum Limit of Detection	Bq/L	± —	Bq/L	0.0006 Bq/L
Tap water	Onahama-hanabatake, Iwaki	Apr-21	Sr90	Under Minimum Limit of Detection	Bq/L	± —	Bq/L	0.0008 Bq/L
Tap water	Minamidai, Iwaki	Apr-21	Sr90	Under Minimum Limit of Detection	Bq/L	± —	Bq/L	0.0007 Bq/L

※"_" used in Measurement Result and Uncertainty shows that the value is below the detection limit

But it does not necessary mean 0(zero)Bq/kg.

Measurement results of 16 items by germanium semiconductor detector

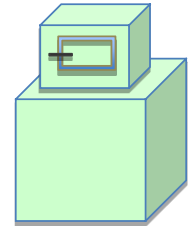
Dr.Tetsuji Imanaka, Institute of Multiple Nuclear Science, Kyoto University

In order to convey more measurement results to everyone, we have asked Dr. Tetsuji Imanaka of the Institute of Advanced Nuclear Science, Kyoto University, to measure low-dose samples using germanium semiconductor detectors. Measurement samples are not only from Fukushima Prefecture but also come from other prefectures. Please compare data based on measurements from various regions and use them to protect your children from radiation exposure.

★Gamma-ray

Measuring instrument : Germanium Semiconductor detector

- Product of CANBERRA(CA),USA GX3018 Relative efficiency 30% or more
- Product of ORTEC(OR),USA GMX25-70 Relative efficiency 35%



(Bq/kg raw:Weight of raw sample Bq/kg dry:Weight of dried sample)

Samples	Sampling Point	Sampling Month	Measuring instrument type	Measurement Result		Uncertainty		Total Amount of Cesium	Minimum Limit of Detection	
Rice	Iitate, Soma, Fukushima	Oct-20	OR	Cs137	0.2 Bq/kg raw	± 0.03 Bq/kg raw	0.2	Cs137	— Bq/kg raw	
				Cs134	— Bq/kg raw	± — Bq/kg raw		Cs134	— Bq/kg raw	
Rice	Shinti, Soma, Fukushima	Oct-20	OR	Cs137	0.3 Bq/kg raw	± 0.04 Bq/kg raw	0.3	Cs137	— Bq/kg raw	
				Cs134	— Bq/kg raw	± — Bq/kg raw		Cs134	— Bq/kg raw	
Rice	Miyagi Pref.	Oct-20	OR	Cs137	0.02 Bq/kg raw	± 0.01 Bq/kg raw	0.02	Cs137	— Bq/kg raw	
				Cs134	— Bq/kg raw	± — Bq/kg raw		Cs134	— Bq/kg raw	
Sweet potato	Miura, Inashiki, Ibaraki	Feb-21	OR	Cs137	0.5 Bq/kg raw	± 0.07 Bq/kg raw	0.5	Cs137	— Bq/kg raw	
				Cs134	— Bq/kg raw	± — Bq/kg raw		Cs134	— Bq/kg raw	
Green onion	Iwaki city	Mar-21	OR	Cs137	0.5 Bq/kg raw	± 0.09 Bq/kg raw	0.5	Cs137	— Bq/kg raw	
				Cs134	— Bq/kg raw	± — Bq/kg raw		Cs134	— Bq/kg raw	
Broccoli	Iitate, Soma, Fukushima	Feb-21	OR	Cs137	0.03 Bq/kg raw	± 0.02 Bq/kg raw	0.03	Cs137	— Bq/kg raw	
				Cs134	— Bq/kg raw	± — Bq/kg raw		Cs134	— Bq/kg raw	
Yam bulblet	Tomioka, Futaba, Fukushima	Feb-21	CA	Cs137	2.9 Bq/kg raw	± 0.1 Bq/kg raw	3.04	Cs137	— Bq/kg raw	
				Cs134	0.14 Bq/kg raw	± 0.03 Bq/kg raw		Cs134	— Bq/kg raw	
Japanese yam	Hirata, Ishikawa, Fukushima	Jan-21	OR	Cs137	— Bq/kg raw	± — Bq/kg raw	Under Minimum Limit of Detection	Cs137	0.1 Bq/kg raw	
				Cs134	— Bq/kg raw	± — Bq/kg raw		Cs134	— Bq/kg raw	
Butterbur sprout (cultivation)	Nishigo, Nishishirakawa, Fukushima	Mar-21	OR	Cs137	10.6 Bq/kg raw	± 0.3 Bq/kg raw	10.9	Cs137	— Bq/kg raw	
				Cs134	0.3 Bq/kg raw	± 0.1 Bq/kg raw		Cs134	— Bq/kg raw	
Butterbur sprout (cultivation)	Asakawa, Ishikawa, Fukushima	Mar-21	OR	Cs137	0.9 Bq/kg raw	± 0.13 Bq/kg raw	0.9	Cs137	— Bq/kg raw	
				Cs134	— Bq/kg raw	± — Bq/kg raw		Cs134	— Bq/kg raw	
Butterbur sprout (cultivation)	Funehiki, Tamura, Fukushima	Mar-21	CA	Cs137	0.5 Bq/kg raw	± 0.09 Bq/kg raw	0.5	Cs137	— Bq/kg raw	
				Cs134	— Bq/kg raw	± — Bq/kg raw		Cs134	— Bq/kg raw	
Butterbur sprout	Shimogo, Minamiaizu, Fukushima	Mar-21	CA	Cs137	0.3 Bq/kg raw	± 0.06 Bq/kg raw	0.3	Cs137	— Bq/kg raw	
				Cs134	— Bq/kg raw	± — Bq/kg raw		Cs134	— Bq/kg raw	
Shidoke (cultivation)	Furudono, Ishikawa, Fukushima	Mar-21	CA	Cs137	0.45 Bq/kg raw	± 0.08 Bq/kg raw	0.45	Cs137	— Bq/kg raw	
				Cs134	— Bq/kg raw	± — Bq/kg raw		Cs134	— Bq/kg raw	
Shitake mushroom grown in bacteria-bed	Kawauchi, Futaba, Fukushima	Feb-21	OR	Cs137	0.2 Bq/kg raw	± 0.04 Bq/kg raw	0.2	Cs137	— Bq/kg raw	
				Cs134	— Bq/kg raw	± — Bq/kg raw		Cs134	— Bq/kg raw	
Shitake mushroom grown in bacteria-bed	Minamiuonuma, Miyagi	Feb-21	CA	Cs137	0.6 Bq/kg raw	± 0.05 Bq/kg raw	0.6	Cs137	— Bq/kg raw	
				Cs134	— Bq/kg raw	± — Bq/kg raw		Cs134	— Bq/kg raw	
Kiwi fruit	Izumizaki, Nishishirakawa, Fukushima	Mar-21	OR	Cs137	1.9 Bq/kg raw	± 0.06 Bq/kg raw	1.95	Cs137	— Bq/kg raw	
				Cs134	0.05 Bq/kg raw	± 0.02 Bq/kg raw		Cs134	— Bq/kg raw	