



# Radiation Measurement Results of 196 Items in March






When samples include natural radionuclides we can't deny the possibility of their radiation value counted together in our results.

The list below only shows the measurement results of the samples brought in.

Radioactive contamination level may differ according to sampling points even within the same address.

## ★Gamma-ray

Measuring instrument		Feature	Guide to lower limit※
Na I Scintillation Spectrometer			
Product of ATOMTEX AT1320A 	Product of BERTHOLD LB2045 	· Gamma-ray spectrometer with Na I scintillation detector.	Food (Sample 1kg) Lower limit 1.0Bq/Kg Soil (Sample 1kg) Lower limit 2.5Bq/Kg Material (Sample 1kg) Lower limit 1.0Bq/Kg Water (Sample 20L) Lower limit 0.02Bq/L
Germanium Semiconductor detector			
ORTEC GEM30-70 	· Radioactivity measurement series. Quantitative analysis based on "Gamma-ray spectrometry with germanium semiconductor detector." · Relative efficiency 35%		Food (Sample 2kg) Lower limit 0.04Bq/Kg Soil (Sample 1kg) Lower limit 0.06Bq/Kg Material (Sample 1kg) Lower limit 0.06Bq/Kg Water (Sample 20L) Lower limit 0.001Bq/L

※The lower limit varies depending on the sample weight and measurement time.

Measuring instrument: Na I Scintillation Spectrometer (Bq/kg raw: Weight of raw sample Bq/kg dry: Weight of dried sample)

Samples	Sampling Point	Sampling Month	Measurement Result		Uncertainty		Total Amount of Cesium	Minimum Limit of Detection	
			Cs137	Cs134	±	—		Cs137	Cs134
Rice	Iitate, Soma, Fukushima	Oct-20	Cs137	—	±	—	Under Minimum Limit of Detection	Cs137	1.3
			Cs134	—	±	—		Cs134	1.2
Rice	Iwaki city	Oct-20	Cs137	—	±	—	Under Minimum Limit of Detection	Cs137	2.2
			Cs134	—	±	—		Cs134	2.0
Glutinous rice	Nihonmatsu, Fukushima	Oct-20	Cs137	—	±	—	Under Minimum Limit of Detection	Cs137	1.4
			Cs134	—	±	—		Cs134	1.2
Potato	Hokkaido	Mar-21	Cs137	—	±	—	Under Minimum Limit of Detection	Cs137	2.3
			Cs134	—	±	—		Cs134	1.9
Taro	Nihonmatsu, Fukushima	Feb-21	Cs137	—	±	—	Under Minimum Limit of Detection	Cs137	2.2
			Cs134	—	±	—		Cs134	2.0
Sweet potato	Katahira, Koriyama, Fukushima	Mar-21	Cs137	—	±	—	Under Minimum Limit of Detection	Cs137	2.5
			Cs134	—	±	—		Cs134	2.4
Sweet potato	Miura, Inashiki, Ibaraki	Feb-21	Cs137	—	±	—	Under Minimum Limit of Detection	Cs137	2.3
			Cs134	—	±	—		Cs134	2.2
Yam	Ryouzen, Date, Fukushima	Mar-21	Cs137	—	±	—	Under Minimum Limit of Detection	Cs137	1.5
			Cs134	—	±	—		Cs134	1.2
Jerusalem artichoke	Konan, Koriyama, Fukushima	Feb-21	Cs137	—	±	—	Under Minimum Limit of Detection	Cs137	2.1
			Cs134	—	±	—		Cs134	2.0
Green onion	Iwaki city	Mar-21	Cs137	—	±	—	Under Minimum Limit of Detection	Cs137	3.1
			Cs134	—	±	—		Cs134	2.9
Small green onion	Ibaraki Pref.	Mar-21	Cs137	—	±	—	Under Minimum Limit of Detection	Cs137	3.6
			Cs134	—	±	—		Cs134	2.9
Onion	Iwaki city	Mar-21	Cs137	—	±	—	Under Minimum Limit of Detection	Cs137	2.6
			Cs134	—	±	—		Cs134	2.4
Cabbage	Yanaizu, Kawanuma, Fukushima	Feb-21	Cs137	—	±	—	Under Minimum Limit of Detection	Cs137	2.4
			Cs134	—	±	—		Cs134	2.1
Chinese cabbage	Minamiaizu, Minamiaizu, Fukushima	Mar-21	Cs137	—	±	—	Under Minimum Limit of Detection	Cs137	2.3
			Cs134	—	±	—		Cs134	2.2

※"\_" used in Measurement Result and Uncertainty shows that the value is below the detection limit.

But it does not necessary mean 0(zero)Bq/kg.



★Gamma-ray

(Bq/kg raw:Weight of raw sample Bq/kg dry:Weight of dried sample)

Samples	Sampling Point	Sampling Month	Measurement Result		Uncertainty		Total Amount of Cesium	Minimum Limit of Detection	
Carrot	Nihonmatsu, Fukushima	Feb-21	Cs137	— Bq/kg raw	±	— Bq/kg raw	Under Minimum Limit of Detection	Cs137	2.2 Bq/kg raw
			Cs134	— Bq/kg raw	±	— Bq/kg raw		Cs134	2.0 Bq/kg raw
Carrot	Nishida, Koriyama, Fukushima	Feb-21	Cs137	— Bq/kg raw	±	— Bq/kg raw	Under Minimum Limit of Detection	Cs137	2.3 Bq/kg raw
			Cs134	— Bq/kg raw	±	— Bq/kg raw		Cs134	2.2 Bq/kg raw
Carrot (peel)	Nishida, Koriyama, Fukushima	Feb-21	Cs137	— Bq/kg raw	±	— Bq/kg raw	Under Minimum Limit of Detection	Cs137	8.4 Bq/kg raw
			Cs134	— Bq/kg raw	±	— Bq/kg raw		Cs134	6.7 Bq/kg raw
Carrot	Okoshi, Tamura, Fukushima	Mar-21	Cs137	— Bq/kg raw	±	— Bq/kg raw	Under Minimum Limit of Detection	Cs137	2.3 Bq/kg raw
			Cs134	— Bq/kg raw	±	— Bq/kg raw		Cs134	2.1 Bq/kg raw
Carrot	Samegawa, Higashishirakawa, Fukushima	Feb-21	Cs137	— Bq/kg raw	±	— Bq/kg raw	Under Minimum Limit of Detection	Cs137	1.9 Bq/kg raw
			Cs134	— Bq/kg raw	±	— Bq/kg raw		Cs134	1.6 Bq/kg raw
Radish	Iitate, Soma, Fukushima	Feb-21	Cs137	— Bq/kg raw	±	— Bq/kg raw	Under Minimum Limit of Detection	Cs137	1.8 Bq/kg raw
			Cs134	— Bq/kg raw	±	— Bq/kg raw		Cs134	1.7 Bq/kg raw
Japanese white radish (peel)	Iitate, Soma, Fukushima	Feb-21	Cs137	— Bq/kg raw	±	— Bq/kg raw	Under Minimum Limit of Detection	Cs137	2.3 Bq/kg raw
			Cs134	— Bq/kg raw	±	— Bq/kg raw		Cs134	1.5 Bq/kg raw
Japanese white radish (leaves)	Iitate, Soma, Fukushima	Feb-21	Cs137	— Bq/kg raw	±	— Bq/kg raw	Under Minimum Limit of Detection	Cs137	2.9 Bq/kg raw
			Cs134	— Bq/kg raw	±	— Bq/kg raw		Cs134	2.3 Bq/kg raw
Japanese white radish	Furudono, Ishikawa, Fukushima	Mar-21	Cs137	— Bq/kg raw	±	— Bq/kg raw	Under Minimum Limit of Detection	Cs137	2.2 Bq/kg raw
			Cs134	— Bq/kg raw	±	— Bq/kg raw		Cs134	1.9 Bq/kg raw
Round Japanese white radish	Uchigotakano, Iwaki	Mar-21	Cs137	— Bq/kg raw	±	— Bq/kg raw	Under Minimum Limit of Detection	Cs137	2.0 Bq/kg raw
			Cs134	— Bq/kg raw	±	— Bq/kg raw		Cs134	1.8 Bq/kg raw
Turnip	Iwaki city	Mar-21	Cs137	— Bq/kg raw	±	— Bq/kg raw	Under Minimum Limit of Detection	Cs137	2.5 Bq/kg raw
			Cs134	— Bq/kg raw	±	— Bq/kg raw		Cs134	2.3 Bq/kg raw
Turnip (leaf)	Iwaki city	Mar-21	Cs137	— Bq/kg raw	±	— Bq/kg raw	Under Minimum Limit of Detection	Cs137	4.3 Bq/kg raw
			Cs134	— Bq/kg raw	±	— Bq/kg raw		Cs134	4.0 Bq/kg raw
Burdock	Nishida, Koriyama, Fukushima	Feb-21	Cs137	— Bq/kg raw	±	— Bq/kg raw	Under Minimum Limit of Detection	Cs137	2.2 Bq/kg raw
			Cs134	— Bq/kg raw	±	— Bq/kg raw		Cs134	2.1 Bq/kg raw
Lotus root	Ibaraki Pref.	Feb-21	Cs137	3.2 Bq/kg raw	±	1.4 Bq/kg raw	3.2	Cs137	2.0 Bq/kg raw
			Cs134	— Bq/kg raw	±	— Bq/kg raw		Cs134	1.9 Bq/kg raw
Lotus root	Ibaraki Pref.	Feb-21	Cs137	1.7 Bq/kg raw	±	1.0 Bq/kg raw	1.7	Cs137	1.6 Bq/kg raw
			Cs134	— Bq/kg raw	±	— Bq/kg raw		Cs134	1.3 Bq/kg raw
Yacon	Nishigo, Nishishirakawa, Fukushima	Mar-21	Cs137	— Bq/kg raw	±	— Bq/kg raw	Under Minimum Limit of Detection	Cs137	2.0 Bq/kg raw
			Cs134	— Bq/kg raw	±	— Bq/kg raw		Cs134	1.9 Bq/kg raw
Spinach	Iitate, Soma, Fukushima	Mar-21	Cs137	— Bq/kg raw	±	— Bq/kg raw	Under Minimum Limit of Detection	Cs137	3.1 Bq/kg raw
			Cs134	— Bq/kg raw	±	— Bq/kg raw		Cs134	2.7 Bq/kg raw
Spinach	Tamura, Koriyama, Fukushima	Feb-21	Cs137	— Bq/kg raw	±	— Bq/kg raw	Under Minimum Limit of Detection	Cs137	2.5 Bq/kg raw
			Cs134	— Bq/kg raw	±	— Bq/kg raw		Cs134	2.0 Bq/kg raw
Spinach	Fukushima Pref.	Mar-21	Cs137	— Bq/kg raw	±	— Bq/kg raw	Under Minimum Limit of Detection	Cs137	2.9 Bq/kg raw
			Cs134	— Bq/kg raw	±	— Bq/kg raw		Cs134	2.7 Bq/kg raw
Garland chrysanthemum	Fukushima Pref.	Mar-21	Cs137	— Bq/kg raw	±	— Bq/kg raw	Under Minimum Limit of Detection	Cs137	2.2 Bq/kg raw
			Cs134	— Bq/kg raw	±	— Bq/kg raw		Cs134	1.7 Bq/kg raw
Kukitachina	Ouse, Koriyama, Fukushima	Feb-21	Cs137	— Bq/kg raw	±	— Bq/kg raw	Under Minimum Limit of Detection	Cs137	3.3 Bq/kg raw
			Cs134	— Bq/kg raw	±	— Bq/kg raw		Cs134	3.1 Bq/kg raw
Kukitachina	Otama, Adachi, Fukushima	Feb-21	Cs137	— Bq/kg raw	±	— Bq/kg raw	Under Minimum Limit of Detection	Cs137	3.2 Bq/kg raw
			Cs134	— Bq/kg raw	±	— Bq/kg raw		Cs134	3.0 Bq/kg raw
Qing-geng-cai	Tsuji, Tamura, Fukushima	Mar-21	Cs137	— Bq/kg raw	±	— Bq/kg raw	Under Minimum Limit of Detection	Cs137	2.5 Bq/kg raw
			Cs134	— Bq/kg raw	±	— Bq/kg raw		Cs134	2.3 Bq/kg raw
Shinobuna	Date, Fukushima	Mar-21	Cs137	— Bq/kg raw	±	— Bq/kg raw	Under Minimum Limit of Detection	Cs137	4.0 Bq/kg raw
			Cs134	— Bq/kg raw	±	— Bq/kg raw		Cs134	3.7 Bq/kg raw

\*"\_" used in Measurement Result and Uncertainty shows that the value is below the detection limit.

But it does not necessary mean 0(zero)Bq/kg.



★Gamma-ray

(Bq/kg raw:Weight of raw sample Bq/kg dry:Weight of dried sample)

Samples	Sampling Point	Sampling Month	Measurement Result		Uncertainty		Total Amount of Cesium	Minimum Limit of Detection	
Kotaisai	Date, Fukushima	Mar-21	Cs137	— Bq/kg raw	±	— Bq/kg raw	Under Minimum Limit of Detection	Cs137	2.0 Bq/kg raw
			Cs134	— Bq/kg raw	±	— Bq/kg raw		Cs134	1.6 Bq/kg raw
Kale	Katahira, Koriyama, Fukushima	Feb-21	Cs137	— Bq/kg raw	±	— Bq/kg raw	Under Minimum Limit of Detection	Cs137	2.0 Bq/kg raw
			Cs134	— Bq/kg raw	±	— Bq/kg raw		Cs134	1.6 Bq/kg raw
Broccoli	Iitate, Soma, Fukushima	Feb-21	Cs137	— Bq/kg raw	±	— Bq/kg raw	Under Minimum Limit of Detection	Cs137	2.6 Bq/kg raw
			Cs134	— Bq/kg raw	±	— Bq/kg raw		Cs134	2.3 Bq/kg raw
Broccoli	Fukushima Pref.	Feb-21	Cs137	— Bq/kg raw	±	— Bq/kg raw	Under Minimum Limit of Detection	Cs137	1.8 Bq/kg raw
			Cs134	— Bq/kg raw	±	— Bq/kg raw		Cs134	1.7 Bq/kg raw
Leek	Ibaraki Pref.	Feb-21	Cs137	— Bq/kg raw	±	— Bq/kg raw	Under Minimum Limit of Detection	Cs137	1.5 Bq/kg raw
			Cs134	— Bq/kg raw	±	— Bq/kg raw		Cs134	1.2 Bq/kg raw
Chives	Adachi, Fukushima	Mar-21	Cs137	— Bq/kg raw	±	— Bq/kg raw	Under Minimum Limit of Detection	Cs137	2.1 Bq/kg raw
			Cs134	— Bq/kg raw	±	— Bq/kg raw		Cs134	1.7 Bq/kg raw
Parsley	Shizuoka Pref.	Feb-21	Cs137	— Bq/kg raw	±	— Bq/kg raw	Under Minimum Limit of Detection	Cs137	1.8 Bq/kg raw
			Cs134	— Bq/kg raw	±	— Bq/kg raw		Cs134	1.4 Bq/kg raw
Tomato	Kumamoto Pref.	Feb-21	Cs137	— Bq/kg raw	±	— Bq/kg raw	Under Minimum Limit of Detection	Cs137	1.9 Bq/kg raw
			Cs134	— Bq/kg raw	±	— Bq/kg raw		Cs134	1.7 Bq/kg raw
Lily bulb	Hokkaido	Mar-21	Cs137	— Bq/kg raw	±	— Bq/kg raw	Under Minimum Limit of Detection	Cs137	1.8 Bq/kg raw
			Cs134	— Bq/kg raw	±	— Bq/kg raw		Cs134	1.4 Bq/kg raw
Dried Japanese radish	Iitate, Soma, Fukushima	Mar-21	Cs137	4.9 Bq/kg raw	±	2.4 Bq/kg raw	4.9	Cs137	2.8 Bq/kg raw
			Cs134	— Bq/kg raw	±	— Bq/kg raw		Cs134	2.2 Bq/kg raw
Udo(cultivation)	Samegawa, Higashishirakawa, Fukushima	Feb-21	Cs137	— Bq/kg raw	±	— Bq/kg raw	Under Minimum Limit of Detection	Cs137	2.2 Bq/kg raw
			Cs134	— Bq/kg raw	±	— Bq/kg raw		Cs134	2.0 Bq/kg raw
Japanese parsley (cultivation)	Miharu, Tamura, Fukushima	Feb-21	Cs137	— Bq/kg raw	±	— Bq/kg raw	Under Minimum Limit of Detection	Cs137	2.2 Bq/kg raw
			Cs134	— Bq/kg raw	±	— Bq/kg raw		Cs134	1.7 Bq/kg raw
Shitake mushroom log grown	Shimogo, Minamiaizu, Fukushima	Mar-21	Cs137	27.6 Bq/kg raw	±	3.7 Bq/kg raw	27.6	Cs137	1.5 Bq/kg raw
			Cs134	— Bq/kg raw	±	— Bq/kg raw		Cs134	1.1 Bq/kg raw
Shitake mushroom grown in bacteria-bed	Nakajima, Nishishirakawa, Fukushima	Mar-21	Cs137	— Bq/kg raw	±	— Bq/kg raw	Under Minimum Limit of Detection	Cs137	1.2 Bq/kg raw
			Cs134	— Bq/kg raw	±	— Bq/kg raw		Cs134	1.0 Bq/kg raw
Shitake mushroom grown in bacteria-bed	Kawauchi, Futaba Fukushima	Feb-21	Cs137	— Bq/kg raw	±	— Bq/kg raw	Under Minimum Limit of Detection	Cs137	3.4 Bq/kg raw
			Cs134	— Bq/kg raw	±	— Bq/kg raw		Cs134	3.2 Bq/kg raw
Shitake mushroom grown in bacteria-bed	Izumizaki, Nishishirakawa, Fukushima	Mar-21	Cs137	2.4 Bq/kg raw	±	1.4 Bq/kg raw	2.4	Cs137	1.4 Bq/kg raw
			Cs134	— Bq/kg raw	±	— Bq/kg raw		Cs134	1.1 Bq/kg raw
Shitake mushroom grown in bacteria-bed	Iwaki city	Mar-21	Cs137	— Bq/kg raw	±	— Bq/kg raw	Under Minimum Limit of Detection	Cs137	1.9 Bq/kg raw
			Cs134	— Bq/kg raw	±	— Bq/kg raw		Cs134	1.8 Bq/kg raw
Shitake mushroom grown in bacteria-bed	Gunma Pref.	Oct-20	Cs137	— Bq/kg raw	±	— Bq/kg raw	Under Minimum Limit of Detection	Cs137	5.7 Bq/kg raw
			Cs134	— Bq/kg raw	±	— Bq/kg raw		Cs134	5.2 Bq/kg raw
Shimeji mushroom	Nagano Pref.	Mar-21	Cs137	— Bq/kg raw	±	— Bq/kg raw	Under Minimum Limit of Detection	Cs137	2.7 Bq/kg raw
			Cs134	— Bq/kg raw	±	— Bq/kg raw		Cs134	2.5 Bq/kg raw
Nameko mushroom (Bacteria-bed)	Motomiya, Fukushima	Feb-21	Cs137	— Bq/kg raw	±	— Bq/kg raw	Under Minimum Limit of Detection	Cs137	2.8 Bq/kg raw
			Cs134	— Bq/kg raw	±	— Bq/kg raw		Cs134	2.6 Bq/kg raw
Apple(pulp)	Tamura, Koriyama, Fukushima	Feb-21	Cs137	— Bq/kg raw	±	— Bq/kg raw	Under Minimum Limit of Detection	Cs137	2.2 Bq/kg raw
			Cs134	— Bq/kg raw	±	— Bq/kg raw		Cs134	2.0 Bq/kg raw
Apple (peel · seed · core)	Tamura, Koriyama, Fukushima	Feb-21	Cs137	— Bq/kg raw	±	— Bq/kg raw	Under Minimum Limit of Detection	Cs137	2.0 Bq/kg raw
			Cs134	— Bq/kg raw	±	— Bq/kg raw		Cs134	1.6 Bq/kg raw
Apple	Minamiaizu, Minamiaizu, Fukushima	Mar-21	Cs137	— Bq/kg raw	±	— Bq/kg raw	Under Minimum Limit of Detection	Cs137	2.1 Bq/kg raw
			Cs134	— Bq/kg raw	±	— Bq/kg raw		Cs134	2.0 Bq/kg raw
Kiwi fruit	Kamiyunagaya, Joban, Iwaki	Mar-21	Cs137	— Bq/kg raw	±	— Bq/kg raw	Under Minimum Limit of Detection	Cs137	1.8 Bq/kg raw
			Cs134	— Bq/kg raw	±	— Bq/kg raw		Cs134	1.5 Bq/kg raw

\*"\_" used in Measurement Result and Uncertainty shows that the value is below the detection limit.

But it does not necessary mean 0(zero)Bq/kg.



★Gamma-ray

(Bq/kg raw:Weight of raw sample Bq/kg dry:Weight of dried sample)

Samples	Sampling Point	Sampling Month	Measurement Result		Uncertainty		Total Amount of Cesium	Minimum Limit of Detection			
Dried seaweed	Nagasaki Pref.	Mar-21	Cs137	—	Bq/kg raw	±	—	Under Minimum Limit of Detection	Cs137	2.2	Bq/kg raw
			Cs134	—	Bq/kg raw	±	—		Cs134	1.8	Bq/kg raw
Sakhalin surf clam	Fukushima Pref. / Ukedo Port	Mar-21	Cs137	—	Bq/kg raw	±	—	Under Minimum Limit of Detection	Cs137	1.2	Bq/kg raw
			Cs134	—	Bq/kg raw	±	—		Cs134	1.0	Bq/kg raw
Boar (heart, liver)	Kashima, Iwaki	Mar-21	Cs137	3.0	Bq/kg raw	±	1.2	3.0	Cs137	1.7	Bq/kg raw
			Cs134	—	Bq/kg raw	±	—		Cs134	1.5	Bq/kg raw
Boar(thigh)	Tateyama, Chiba	Feb-21	Cs137	—	Bq/kg raw	±	—	Under Minimum Limit of Detection	Cs137	1.5	Bq/kg raw
			Cs134	—	Bq/kg raw	±	—		Cs134	1.4	Bq/kg raw
Boar (guts)	Tateyama, Chiba	Feb-21	Cs137	—	Bq/kg raw	±	—	Under Minimum Limit of Detection	Cs137	1.3	Bq/kg raw
			Cs134	—	Bq/kg raw	±	—		Cs134	1.1	Bq/kg raw
Soybeans	Iwaki city	Mar-21	Cs137	—	Bq/kg raw	±	—	Under Minimum Limit of Detection	Cs137	2.3	Bq/kg raw
			Cs134	—	Bq/kg raw	±	—		Cs134	2.0	Bq/kg raw
Miso	Okinawa Pref.	Mar-21	Cs137	—	Bq/kg raw	±	—	Under Minimum Limit of Detection	Cs137	2.0	Bq/kg raw
			Cs134	—	Bq/kg raw	±	—		Cs134	1.6	Bq/kg raw
Rice miso	Japan (production)	Mar-21	Cs137	—	Bq/kg raw	±	—	Under Minimum Limit of Detection	Cs137	1.4	Bq/kg raw
			Cs134	—	Bq/kg raw	±	—		Cs134	1.3	Bq/kg raw
Pure Honey (Hyattuka Buckwheat)	Yabuki, Nishishirakawa, Fukushima	Mar-21	Cs137	—	Bq/kg raw	±	—	Under Minimum Limit of Detection	Cs137	1.0	Bq/kg raw
			Cs134	—	Bq/kg raw	±	—		Cs134	1.0	Bq/kg raw
Dried buckwheat noodle	Tamagawa, Ishikawa, Fukushima	Mar-21	Cs137	—	Bq/kg raw	±	—	Under Minimum Limit of Detection	Cs137	2.4	Bq/kg raw
			Cs134	—	Bq/kg raw	±	—		Cs134	2.3	Bq/kg raw
Vita-Barley	Japan (production)	Jan-21	Cs137	—	Bq/kg raw	±	—	Under Minimum Limit of Detection	Cs137	1.8	Bq/kg raw
			Cs134	—	Bq/kg raw	±	—		Cs134	1.7	Bq/kg raw
Horsetail	Onahama kamikaziro, Iwaki	Mar-21	Cs137	—	Bq/kg raw	±	—	Under Minimum Limit of Detection	Cs137	2.7	Bq/kg raw
			Cs134	—	Bq/kg raw	±	—		Cs134	2.1	Bq/kg raw
Soil	Yamaguchi, Fukushima, Fukushima	Mar-21	Cs137	4940.0	Bq/kg dry	±	500.0	5165.0	Cs137	5.2	Bq/kg dry
			Cs134	225.0	Bq/kg dry	±	23.9		Cs134	4.9	Bq/kg dry
Soil	Zainiwasaka, Fukushima, Fukushima	Mar-21	Cs137	974.0	Bq/kg dry	±	100.0	1016.4	Cs137	3.1	Bq/kg dry
			Cs134	42.4	Bq/kg dry	±	5.0		Cs134	3.3	Bq/kg dry
Soil	Noda, Fukushima, Fukushima	Mar-21	Cs137	43.6	Bq/kg dry	±	5.0	43.6	Cs137	2.0	Bq/kg dry
			Cs134	—	Bq/kg dry	±	—		Cs134	2.4	Bq/kg dry
Soil	Tsukidate, Date, Fukushima	Mar-21	Cs137	3070.0	Bq/kg dry	±	310.0	3210.0	Cs137	2.8	Bq/kg dry
			Cs134	140.0	Bq/kg dry	±	14.8		Cs134	2.6	Bq/kg dry
Soil	Hobara, Date, Fukushima	Mar-21	Cs137	456.0	Bq/kg dry	±	46.7	477.1	Cs137	1.3	Bq/kg dry
			Cs134	21.1	Bq/kg dry	±	2.5		Cs134	1.5	Bq/kg dry
Soil	Funahiki, Tamura, Fukushima	Mar-21	Cs137	632.0	Bq/kg dry	±	65.7	666.1	Cs137	2.8	Bq/kg dry
			Cs134	34.1	Bq/kg dry	±	4.1		Cs134	3.1	Bq/kg dry
Soil①(gutter)	Kawahigashi, Aizuwakamatsu, Fukushima	Mar-21	Cs137	461.0	Bq/kg dry	±	47.7	486.0	Cs137	2.0	Bq/kg dry
			Cs134	25.0	Bq/kg dry	±	2.9		Cs134	2.3	Bq/kg dry
Soil②(gutter)	Kawahigashi, Aizuwakamatsu, Fukushima	Mar-21	Cs137	432.0	Bq/kg dry	±	44.1	449.4	Cs137	1.1	Bq/kg dry
			Cs134	17.4	Bq/kg dry	±	2.0		Cs134	1.2	Bq/kg dry
Soil①	Kawahigashi, Aizuwakamatsu, Fukushima	Mar-21	Cs137	381.0	Bq/kg dry	±	39.9	402.7	Cs137	2.0	Bq/kg dry
			Cs134	21.7	Bq/kg dry	±	2.7		Cs134	2.4	Bq/kg dry
Soil②	Kawahigashi, Aizuwakamatsu, Fukushima	Mar-21	Cs137	240.0	Bq/kg dry	±	24.7	250.3	Cs137	1.1	Bq/kg dry
			Cs134	10.3	Bq/kg dry	±	1.3		Cs134	1.2	Bq/kg dry
Soil	Kawahigashi, Aizuwakamatsu, Fukushima	Mar-21	Cs137	106.0	Bq/kg dry	±	12.1	111.9	Cs137	2.4	Bq/kg dry
			Cs134	5.9	Bq/kg dry	±	1.4		Cs134	3.2	Bq/kg dry
Soil(in the park)	Maekawada Park Tairaminamishirado, Iwaki	Feb-21	Cs137	1810.0	Bq/kg dry	±	185.0	1894.7	Cs137	4.1	Bq/kg dry
			Cs134	84.7	Bq/kg dry	±	9.6		Cs134	4.7	Bq/kg dry

\*"\_" used in Measurement Result and Uncertainty shows that the value is below the detection limit.

But it does not necessary mean 0(zero)Bq/kg.



★Gamma-ray

(Bq/kg raw:Weight of raw sample Bq/kg dry:Weight of dried sample)

Samples	Sampling Point	Sampling Month	Measurement Result		Uncertainty		Total Amount of Cesium	Minimum Limit of Detection	
Soil(in the park)	Maekawada Park Tairaminamishirado, Iwaki	Feb-21	Cs137	1190.0 Bq/kg dry	± 121.0 Bq/kg dry	1228.5	Cs137	2.4 Bq/kg dry	
			Cs134	38.5 Bq/kg dry	± 4.7 Bq/kg dry		Cs134	2.6 Bq/kg dry	
Soil(in the park)	Maekawada Park Tairaminamishirado, Iwaki	Feb-21	Cs137	736.0 Bq/kg dry	± 76.4 Bq/kg dry	766.1	Cs137	3.6 Bq/kg dry	
			Cs134	30.1 Bq/kg dry	± 4.1 Bq/kg dry		Cs134	4.1 Bq/kg dry	
Soil (in the park) under the slide	Maekawada Park Tairaminamishirado, Iwaki	Feb-21	Cs137	265.0 Bq/kg dry	± 27.6 Bq/kg dry	276.1	Cs137	1.7 Bq/kg dry	
			Cs134	11.1 Bq/kg dry	± 1.1 Bq/kg dry		Cs134	2.0 Bq/kg dry	
Soil (in the park) under the Monkey bar	Maekawada Park Tairaminamishirado, Iwaki	Feb-21	Cs137	262.0 Bq/kg dry	± 27.5 Bq/kg dry	274.7	Cs137	1.9 Bq/kg dry	
			Cs134	12.7 Bq/kg dry	± 1.9 Bq/kg dry		Cs134	2.4 Bq/kg dry	
Soil (in the park) under the Swing	Maekawada Park Tairaminamishirado, Iwaki	Feb-21	Cs137	244.0 Bq/kg dry	± 25.1 Bq/kg dry	253.0	Cs137	1.0 Bq/kg dry	
			Cs134	9.0 Bq/kg dry	± 1.2 Bq/kg dry		Cs134	1.3 Bq/kg dry	
Soil(in the park)	Maekawada Park Tairaminamishirado, Iwaki	Feb-21	Cs137	173.0 Bq/kg dry	± 18.5 Bq/kg dry	179.0	Cs137	2.2 Bq/kg dry	
			Cs134	6.0 Bq/kg dry	± 1.2 Bq/kg dry		Cs134	2.8 Bq/kg dry	
Soil(in the park)	Maekawada Park Tairaminamishirado, Iwaki	Feb-21	Cs137	159.0 Bq/kg dry	± 17.2 Bq/kg dry	167.6	Cs137	1.8 Bq/kg dry	
			Cs134	8.6 Bq/kg dry	± 1.4 Bq/kg dry		Cs134	2.2 Bq/kg dry	
Soil(in the park)	Maekawada Park Tairaminamishirado, Iwaki	Feb-21	Cs137	— Bq/kg dry	± — Bq/kg dry	Under Minimum Limit of Detection	Cs137	1.2 Bq/kg dry	
			Cs134	— Bq/kg dry	± — Bq/kg dry		Cs134	1.6 Bq/kg dry	
Soil (in the park) Sandbox	Maekawada Park Tairaminamishirado, Iwaki	Feb-21	Cs137	— Bq/kg dry	± — Bq/kg dry	Under Minimum Limit of Detection	Cs137	1.0 Bq/kg dry	
			Cs134	— Bq/kg dry	± — Bq/kg dry		Cs134	1.2 Bq/kg dry	
Soil(in the park)	YatsuzakanishiPark Tairaminamishirado, Iwaki	Feb-21	Cs137	1590.0 Bq/kg dry	± 162.0 Bq/kg dry	1664.9	Cs137	3.7 Bq/kg dry	
			Cs134	74.9 Bq/kg dry	± 8.5 Bq/kg dry		Cs134	4.0 Bq/kg dry	
Soil(in the park)	YatsuzakanishiPark Tairaminamishirado, Iwaki	Feb-21	Cs137	1170.0 Bq/kg dry	± 120.0 Bq/kg dry	1226.5	Cs137	4.0 Bq/kg dry	
			Cs134	56.5 Bq/kg dry	± 6.7 Bq/kg dry		Cs134	4.5 Bq/kg dry	
Soil (in the park) under the slide	YatsuzakanishiPark Tairaminamishirado, Iwaki	Feb-21	Cs137	471.0 Bq/kg dry	± 49.2 Bq/kg dry	492.0	Cs137	2.7 Bq/kg dry	
			Cs134	21.0 Bq/kg dry	± 2.9 Bq/kg dry		Cs134	3.0 Bq/kg dry	
Soil(in the park)	YatsuzakanishiPark Tairaminamishirado, Iwaki	Feb-21	Cs137	284.0 Bq/kg dry	± 29.2 Bq/kg dry	296.1	Cs137	1.0 Bq/kg dry	
			Cs134	12.1 Bq/kg dry	± 1.5 Bq/kg dry		Cs134	1.2 Bq/kg dry	
Soil(in the park)	YatsuzakanishiPark Tairaminamishirado, Iwaki	Feb-21	Cs137	148.0 Bq/kg dry	± 16.0 Bq/kg dry	153.1	Cs137	2.0 Bq/kg dry	
			Cs134	5.1 Bq/kg dry	± 1.1 Bq/kg dry		Cs134	2.5 Bq/kg dry	
Soil(in the park)	YatsuzakanishiPark Tairaminamishirado, Iwaki	Feb-21	Cs137	91.3 Bq/kg dry	± 10.1 Bq/kg dry	91.3	Cs137	2.3 Bq/kg dry	
			Cs134	— Bq/kg dry	± — Bq/kg dry		Cs134	2.9 Bq/kg dry	
Soil(in the park)	YatsuzakanishiPark Tairaminamishirado, Iwaki	Feb-21	Cs137	59.9 Bq/kg dry	± 6.8 Bq/kg dry	59.9	Cs137	2.5 Bq/kg dry	
			Cs134	— Bq/kg dry	± — Bq/kg dry		Cs134	3.0 Bq/kg dry	
Soil (in the park) under the Swing	YatsuzakanishiPark Tairaminamishirado, Iwaki	Feb-21	Cs137	3.3 Bq/kg dry	± 0.5 Bq/kg dry	3.3	Cs137	1.1 Bq/kg dry	
			Cs134	— Bq/kg dry	± — Bq/kg dry		Cs134	1.4 Bq/kg dry	
Soil(in the park)	Yatsuzakaminami children's Amusement park Tairaminamishirado, Iwaki	Feb-21	Cs137	734.0 Bq/kg dry	± 74.6 Bq/kg dry	771.1	Cs137	1.4 Bq/kg dry	
			Cs134	37.1 Bq/kg dry	± 4.0 Bq/kg dry		Cs134	1.5 Bq/kg dry	
Soil(in the park)	Yatsuzakaminami children's Amusement park Tairaminamishirado, Iwaki	Feb-21	Cs137	670.0 Bq/kg dry	± 69.5 Bq/kg dry	707.0	Cs137	3.1 Bq/kg dry	
			Cs134	37.0 Bq/kg dry	± 4.5 Bq/kg dry		Cs134	3.7 Bq/kg dry	
Soil(in the park)	Yatsuzakaminami children's Amusement park Tairaminamishirado, Iwaki	Feb-21	Cs137	444.0 Bq/kg dry	± 46.2 Bq/kg dry	463.6	Cs137	2.0 Bq/kg dry	
			Cs134	19.6 Bq/kg dry	± 2.5 Bq/kg dry		Cs134	2.4 Bq/kg dry	
Soil(in the park)	Yatsuzakaminami children's Amusement park Tairaminamishirado, Iwaki	Feb-21	Cs137	245.0 Bq/kg dry	± 25.3 Bq/kg dry	256.9	Cs137	1.1 Bq/kg dry	
			Cs134	11.9 Bq/kg dry	± 1.5 Bq/kg dry		Cs134	1.2 Bq/kg dry	
Soil(in the park)	Yatsuzakaminami children's Amusement park Tairaminamishirado, Iwaki	Feb-21	Cs137	36.1 Bq/kg dry	± 4.4 Bq/kg dry	36.1	Cs137	0.9 Bq/kg dry	
			Cs134	— Bq/kg dry	± — Bq/kg dry		Cs134	1.1 Bq/kg dry	
Soil(in the park)	Nakabuchi children's Amusement park Tairashinoarakawanakabuchi, Iwaki	Mar-21	Cs137	726.0 Bq/kg dry	± 75.0 Bq/kg dry	765.0	Cs137	2.7 Bq/kg dry	
			Cs134	39.0 Bq/kg dry	± 4.6 Bq/kg dry		Cs134	3.0 Bq/kg dry	
Soil(in the park)	Nakabuchi children's Amusement park Tairashinoarakawanakabuchi, Iwaki	Mar-21	Cs137	614.0 Bq/kg dry	± 62.3 Bq/kg dry	633.4	Cs137	1.3 Bq/kg dry	
			Cs134	19.4 Bq/kg dry	± 2.4 Bq/kg dry		Cs134	1.4 Bq/kg dry	

\*"—" used in Measurement Result and Uncertainty shows that the value is below the detection limit.

But it does not necessary mean 0(zero)Bq/kg.



★Gamma-ray

(Bq/kg raw:Weight of raw sample Bq/kg dry:Weight of dried sample)

Samples	Sampling Point	Sampling Month	Measurement Result		Uncertainty		Total Amount of Cesium	Minimum Limit of Detection	
Soil(in the park)	Nakabuchi children's Amusement park Tairashimoarakawanakabuchi, Iwaki	Mar-21	Cs137	471.0 Bq/kg dry	± 48.7 Bq/kg dry	491.5	Cs137	2.3 Bq/kg dry	
			Cs134	20.5 Bq/kg dry	± 2.7 Bq/kg dry		Cs134	2.7 Bq/kg dry	
Soil(in the park)	Nakabuchi children's Amusement park Tairashimoarakawanakabuchi, Iwaki	Mar-21	Cs137	400.0 Bq/kg dry	± 41.6 Bq/kg dry	422.8	Cs137	2.1 Bq/kg dry	
			Cs134	22.8 Bq/kg dry	± 2.8 Bq/kg dry		Cs134	2.4 Bq/kg dry	
Soil(in the park)	Nakabuchi children's Amusement park Tairashimoarakawanakabuchi, Iwaki	Mar-21	Cs137	342.0 Bq/kg dry	± 36.0 Bq/kg dry	358.7	Cs137	2.5 Bq/kg dry	
			Cs134	16.7 Bq/kg dry	± 2.3 Bq/kg dry		Cs134	3.2 Bq/kg dry	
Soil(in the park)	Nakabuchi children's Amusement park Tairashimoarakawanakabuchi, Iwaki	Mar-21	Cs137	250.0 Bq/kg dry	± 25.9 Bq/kg dry	261.2	Cs137	1.3 Bq/kg dry	
			Cs134	11.2 Bq/kg dry	± 1.5 Bq/kg dry		Cs134	1.7 Bq/kg dry	
Soil(in the park)	Nakabuchi children's Amusement Park 2 Tairashimoarakawanakabuchi, Iwaki	Mar-21	Cs137	815.0 Bq/kg dry	± 82.8 Bq/kg dry	852.5	Cs137	1.7 Bq/kg dry	
			Cs134	37.5 Bq/kg dry	± 4.2 Bq/kg dry		Cs134	2.0 Bq/kg dry	
Soil(in the park)	Nakabuchi children's Amusement Park 2 Tairashimoarakawanakabuchi, Iwaki	Mar-21	Cs137	554.0 Bq/kg dry	± 57.1 Bq/kg dry	571.0	Cs137	2.5 Bq/kg dry	
			Cs134	17.0 Bq/kg dry	± 2.6 Bq/kg dry		Cs134	3.0 Bq/kg dry	
Soil(in the park)	Nakabuchi children's Amusement Park 2 Tairashimoarakawanakabuchi, Iwaki	Mar-21	Cs137	490.0 Bq/kg dry	± 51.0 Bq/kg dry	512.1	Cs137	2.8 Bq/kg dry	
			Cs134	22.1 Bq/kg dry	± 3.1 Bq/kg dry		Cs134	3.4 Bq/kg dry	
Soil(in the park)	Nakabuchi children's Amusement Park 2 Tairashimoarakawanakabuchi, Iwaki	Mar-21	Cs137	349.0 Bq/kg dry	± 35.8 Bq/kg dry	363.1	Cs137	1.4 Bq/kg dry	
			Cs134	14.1 Bq/kg dry	± 1.8 Bq/kg dry		Cs134	1.7 Bq/kg dry	
Soil (in the park) under the Swing	Nakabuchi children's Amusement Park 2 Tairashimoarakawanakabuchi, Iwaki	Mar-21	Cs137	339.0 Bq/kg dry	± 35.7 Bq/kg dry	353.3	Cs137	2.7 Bq/kg dry	
			Cs134	14.3 Bq/kg dry	± 2.2 Bq/kg dry		Cs134	3.4 Bq/kg dry	
Soil(in the park)	Nakabuchi children's Amusement Park 2 Tairashimoarakawanakabuchi, Iwaki	Mar-21	Cs137	26.3 Bq/kg dry	± 3.2 Bq/kg dry	26.3	Cs137	2.2 Bq/kg dry	
			Cs134	— Bq/kg dry	± — Bq/kg dry		Cs134	2.6 Bq/kg dry	
Soil(in the park)	Tsurumaki Park Chuodaikashima, Iwaki	Feb-21	Cs137	4530.0 Bq/kg dry	± 459.0 Bq/kg dry	4749.0	Cs137	5.4 Bq/kg dry	
			Cs134	219.0 Bq/kg dry	± 23.3 Bq/kg dry		Cs134	4.6 Bq/kg dry	
Soil(in the park)	Tsurumaki Park Chuodaikashima, Iwaki	Feb-21	Cs137	900.0 Bq/kg dry	± 92.1 Bq/kg dry	943.6	Cs137	2.0 Bq/kg dry	
			Cs134	43.6 Bq/kg dry	± 4.9 Bq/kg dry		Cs134	2.1 Bq/kg dry	
Soil (in the park) under the slide	Tsurumaki Park Chuodaikashima, Iwaki	Feb-21	Cs137	873.0 Bq/kg dry	± 89.6 Bq/kg dry	915.0	Cs137	2.3 Bq/kg dry	
			Cs134	42.0 Bq/kg dry	± 4.8 Bq/kg dry		Cs134	2.6 Bq/kg dry	
Soil(in the park)	Tsurumaki Park Chuodaikashima, Iwaki	Feb-21	Cs137	764.0 Bq/kg dry	± 77.8 Bq/kg dry	795.7	Cs137	1.5 Bq/kg dry	
			Cs134	31.7 Bq/kg dry	± 3.6 Bq/kg dry		Cs134	1.5 Bq/kg dry	
Soil(in the park)	Tsurumaki Park Chuodaikashima, Iwaki	Feb-21	Cs137	555.0 Bq/kg dry	± 57.2 Bq/kg dry	581.9	Cs137	1.7 Bq/kg dry	
			Cs134	26.9 Bq/kg dry	± 3.1 Bq/kg dry		Cs134	1.8 Bq/kg dry	
Soil(in the park)	Tsurumaki Park Chuodaikashima, Iwaki	Feb-21	Cs137	541.0 Bq/kg dry	± 55.9 Bq/kg dry	568.1	Cs137	1.8 Bq/kg dry	
			Cs134	27.1 Bq/kg dry	± 3.2 Bq/kg dry		Cs134	1.9 Bq/kg dry	
Soil(in the park)	Tsurumaki Park Chuodaikashima, Iwaki	Feb-21	Cs137	461.0 Bq/kg dry	± 48.3 Bq/kg dry	481.7	Cs137	2.6 Bq/kg dry	
			Cs134	20.7 Bq/kg dry	± 2.9 Bq/kg dry		Cs134	3.0 Bq/kg dry	
Soil(in the park)	Tsurumaki Park Chuodaikashima, Iwaki	Feb-21	Cs137	452.0 Bq/kg dry	± 46.3 Bq/kg dry	472.6	Cs137	1.3 Bq/kg dry	
			Cs134	20.6 Bq/kg dry	± 2.4 Bq/kg dry		Cs134	1.6 Bq/kg dry	
Soil(in the park)	Tsurumaki Park Chuodaikashima, Iwaki	Feb-21	Cs137	404.0 Bq/kg dry	± 41.3 Bq/kg dry	421.8	Cs137	1.0 Bq/kg dry	
			Cs134	17.8 Bq/kg dry	± 2.0 Bq/kg dry		Cs134	1.2 Bq/kg dry	
Soil(in the park)	Tsurumaki Park Chuodaikashima, Iwaki	Feb-21	Cs137	389.0 Bq/kg dry	± 39.6 Bq/kg dry	405.3	Cs137	1.0 Bq/kg dry	
			Cs134	16.3 Bq/kg dry	± 1.9 Bq/kg dry		Cs134	1.1 Bq/kg dry	
Soil (in the park) under the Swing	Tsurumaki Park Chuodaikashima, Iwaki	Feb-21	Cs137	258.0 Bq/kg dry	± 27.3 Bq/kg dry	269.7	Cs137	2.1 Bq/kg dry	
			Cs134	11.7 Bq/kg dry	± 1.8 Bq/kg dry		Cs134	2.5 Bq/kg dry	
Soil (in the park) under the Horizontal bar	Tsurumaki Park Chuodaikashima, Iwaki	Feb-21	Cs137	235.0 Bq/kg dry	± 24.2 Bq/kg dry	246.0	Cs137	1.0 Bq/kg dry	
			Cs134	11.0 Bq/kg dry	± 1.4 Bq/kg dry		Cs134	1.2 Bq/kg dry	
Soil(in the park)	Tsurumaki Park Chuodaikashima, Iwaki	Feb-21	Cs137	210.0 Bq/kg dry	± 22.2 Bq/kg dry	221.3	Cs137	2.2 Bq/kg dry	
			Cs134	11.3 Bq/kg dry	± 1.8 Bq/kg dry		Cs134	2.7 Bq/kg dry	
Soil (in the park) under the slide	Tsurumaki Park Chuodaikashima, Iwaki	Mar-21	Cs137	129.0 Bq/kg dry	± 13.5 Bq/kg dry	134.2	Cs137	0.8 Bq/kg dry	
			Cs134	5.2 Bq/kg dry	± 0.7 Bq/kg dry		Cs134	1.1 Bq/kg dry	

\*"\_" used in Measurement Result and Uncertainty shows that the value is below the detection limit.

But it does not necessary mean 0(zero)Bq/kg.



★Gamma-ray

(Bq/kg raw:Weight of raw sample Bq/kg dry:Weight of dried sample)




Samples	Sampling Point	Sampling Month	Measurement Result		Uncertainty	Total Amount of Cesium	Minimum Limit of Detection	
Pine leaf	Okuma, Futaba, Fukushima	Mar-21	Cs137	8430.0 <small>Bq/kg raw</small>	± 1690.0 <small>Bq/kg raw</small>	8859.0	Cs137	13.9 <small>Bq/kg raw</small>
			Cs134	429.0 <small>Bq/kg raw</small>	± 86.0 <small>Bq/kg raw</small>		Cs134	13.2 <small>Bq/kg raw</small>
Pine leaf	Okuma, Futaba, Fukushima	Mar-21	Cs137	4740.0 <small>Bq/kg raw</small>	± 950.0 <small>Bq/kg raw</small>	4963.0	Cs137	40.0 <small>Bq/kg raw</small>
			Cs134	223.0 <small>Bq/kg raw</small>	± 51.0 <small>Bq/kg raw</small>		Cs134	33.4 <small>Bq/kg raw</small>

※"\_" used in Measurement Result and Uncertainty shows that the value is below the detection limit.

But it does not necessary mean 0(zero)Bq/kg.



★Gamma-ray

Measuring instrument		Feature	Guide to lower limit※
NaI Scintillation Spectrometer			
Product of ATOMTEX AT1320A 	Product of BERTHOLD LB2045 	・ Gamma-ray spectrometer with NaI scintillation detector.	Food (Sample 1kg) Lower limit 1.0Bq/Kg
			Soil (Sample 1kg) Lower limit 2.5Bq/Kg
			Material (Sample 1kg) Lower limit 1.0Bq/Kg
			Water (Sample 20L) Lower limit 0.02Bq/L
Germanium Semiconductor detector			
ORTEC GEM30-70 		・ Radioactivity measurement series. Quantitative analysis based on "Gamma-ray spectrometry with germanium semiconductor detector." ・ Relative efficiency 35%	Food (Sample 2kg) Lower limit 0.04Bq/Kg
			Soil (Sample 1kg) Lower limit 0.06Bq/Kg
			Material (Sample 1kg) Lower limit 0.06Bq/Kg
			Water (Sample 20L) Lower limit 0.001Bq/L

※The lower limit varies depending on the sample weight and measurement time.

Measuring instrument: Germanium Semiconductor detector (Bq/kg raw: Weight of raw sample Bq/kg dry: Weight of dried sample)

Samples	Sampling Point	Sampling Month	Measurement Result		Uncertainty		Total Amount of Cesium Under Minimum Limit of Detection	Minimum Limit of Detection	
			Cs137	Cs134	±	±		Cs137	Cs134
Strawberry	Okuma, Futaba, Fukushima	Feb-21	Cs137	—	±	—		Cs137	0.1
			Cs134	—	±	—		Cs134	0.1
Strawberry	Yamatsuri, Higashishirakawa, Fukushima	Mar-21	Cs137	0.07	±	0.03	0.07	Cs137	0.06
			Cs134	—	±	—		Cs134	0.06
Wild racambole	Shimokuramotoi, Kashima, Iwaki	Mar-21	Cs137	3.9	±	0.4	3.9	Cs137	0.7
			Cs134	—	±	—		Cs134	0.8
Butterbur sprout (Wild)	Futabamachi, Futaba, Fukushima	Feb-21	Cs137	873.7	±	19.8	919.6	Cs137	6.4
			Cs134	45.9	±	4.9		Cs134	5.8
Butterbur sprout (Wild)	Namie, Futaba, Fukushima	Feb-21	Cs137	669.5	±	17.1	698.8	Cs137	5.6
			Cs134	29.3	±	4.1		Cs134	5.5
Butterbur sprout (Wild)	Tomioka, Futaba, Fukushima	Feb-21	Cs137	76.6	±	2.7	80.4	Cs137	1.8
			Cs134	3.8	±	1.0		Cs134	1.9
Butterbur sprout (Wild)	Naraha, Futaba, Fukushima	Mar-21	Cs137	27.4	±	0.7	28.2	Cs137	0.5
			Cs134	0.8	±	0.2		Cs134	0.5
Butterbur sprout (Wild)	Iitoi, Iitate, Soma, Fukushima	Mar-21	Cs137	253.6	±	8.8	262.8	Cs137	4.0
			Cs134	9.2	±	2.4		Cs134	4.2
Butterbur sprout (Wild)	Kusano, Iitate, Soma, Fukushima	Mar-21	Cs137	74.7	±	2.7	77.9	Cs137	1.6
			Cs134	3.2	±	0.9		Cs134	1.8
Butterbur sprout (Wild)	Hiso, Iitate, Soma, Fukushima	Mar-21	Cs137	74.6	±	2.9	77.9	Cs137	1.3
			Cs134	3.3	±	0.8		Cs134	1.5
Butterbur sprout (Wild)	Hirono, Futaba, Fukushima	Mar-21	Cs137	11.4	±	0.5	12.2	Cs137	0.6
			Cs134	0.8	±	0.3		Cs134	0.7
Butterbur sprout (Wild)	Yamaguchi, Fukushima, Fukushima	Mar-21	Cs137	28.8	±	0.9	30.0	Cs137	0.7
			Cs134	1.2	±	0.4		Cs134	0.7
Butterbur sprout (Wild)	Noda, Fukushima, Fukushima	Mar-21	Cs137	1.6	±	0.3	1.6	Cs137	0.6
			Cs134	—	±	—		Cs134	0.7
Butterbur sprout (cultivation)	Fukushima, Fukushima	Mar-21	Cs137	3.2	±	0.2	3.2	Cs137	0.3
			Cs134	—	±	—		Cs134	0.4
Butterbur sprout	Funahiki, Tamura, Fukushima	Mar-21	Cs137	0.6	±	0.1	0.6	Cs137	0.3
			Cs134	—	±	—		Cs134	0.3
Butterbur sprout (Wild)	Tsukidate, Date, Fukushima	Mar-21	Cs137	14.6	±	0.9	14.6	Cs137	0.9
			Cs134	—	±	—		Cs134	0.8
Butterbur sprout (Wild)	Otama, Adachi, Fukushima	Feb-21	Cs137	37.1	±	0.6	38.1	Cs137	0.4
			Cs134	1.0	±	0.3		Cs134	0.6

※"\_"used in Measurement Result and Uncertainty shows that the value is below the detection limit.

But it does not necessary mean 0(zero)Bq/kg.



★Gamma-ray

(Bq/kg raw:Weight of raw sample Bq/kg dry:Weight of dried sample)



Samples	Sampling Point	Sampling Month	Measurement Result		Uncertainty		Total Amount of Cesium	Minimum Limit of Detection	
Butterbur sprout (cultivation)	Otama, Adachi, Fukushima	Feb-21	Cs137	0.9 Bq/kg raw	± 0.1 Bq/kg raw	0.9	Cs137	0.3 Bq/kg raw	
			Cs134	— Bq/kg raw	± — Bq/kg raw		Cs134	0.3 Bq/kg raw	
Butterbur sprout (Wild)	Sukagawa, Fukushima	Feb-21	Cs137	3.2 Bq/kg raw	± 0.1 Bq/kg raw	3.2	Cs137	0.2 Bq/kg raw	
			Cs134	— Bq/kg raw	± — Bq/kg raw		Cs134	0.3 Bq/kg raw	
Butterbur sprout (Wild)	Tadami, Minamiaizu, Fukushima	Mar-21	Cs137	— Bq/kg raw	± — Bq/kg raw	Under Minimum Limit of Detection	Cs137	0.5 Bq/kg raw	
			Cs134	— Bq/kg raw	± — Bq/kg raw		Cs134	0.5 Bq/kg raw	
Butterbur sprout (Wild)	Iwaki city	Mar-21	Cs137	— Bq/kg raw	± — Bq/kg raw	Under Minimum Limit of Detection	Cs137	0.3 Bq/kg raw	
			Cs134	— Bq/kg raw	± — Bq/kg raw		Cs134	0.3 Bq/kg raw	
Aralia sprout (cultivation)	Fukushima, Fukushima	Feb-21	Cs137	1.5 Bq/kg raw	± 0.2 Bq/kg raw	1.5	Cs137	0.5 Bq/kg raw	
			Cs134	— Bq/kg raw	± — Bq/kg raw		Cs134	0.5 Bq/kg raw	
Aralia sprout (cultivation)	Iitate, Soma, Fukushima	Feb-21	Cs137	0.9 Bq/kg raw	± 0.1 Bq/kg raw	0.9	Cs137	0.2 Bq/kg raw	
			Cs134	— Bq/kg raw	± — Bq/kg raw		Cs134	0.2 Bq/kg raw	
Aralia sprout (cultivation)	Kawauchi, Futaba, Fukushima	Feb-21	Cs137	— Bq/kg raw	± — Bq/kg raw	Under Minimum Limit of Detection	Cs137	0.3 Bq/kg raw	
			Cs134	— Bq/kg raw	± — Bq/kg raw		Cs134	0.3 Bq/kg raw	
Aralia sprout (cultivation)	Otama, Adachi, Fukushima	Feb-21	Cs137	— Bq/kg raw	± — Bq/kg raw	Under Minimum Limit of Detection	Cs137	0.2 Bq/kg raw	
			Cs134	— Bq/kg raw	± — Bq/kg raw		Cs134	0.2 Bq/kg raw	
Shitake mushroom grown in bacteria-bed	Furudono, Ishikawa, Fukushima	Feb-21	Cs137	— Bq/kg raw	± — Bq/kg raw	Under Minimum Limit of Detection	Cs137	0.08 Bq/kg raw	
			Cs134	— Bq/kg raw	± — Bq/kg raw		Cs134	0.08 Bq/kg raw	
Marbled sole	Ukedo Port/ Fukushima	Mar-21	Cs137	0.6 Bq/kg raw	± 0.09 Bq/kg raw	0.6	Cs137	0.1 Bq/kg raw	
			Cs134	— Bq/kg raw	± — Bq/kg raw		Cs134	0.1 Bq/kg raw	
Dark sleeper	Haragama Port/ Fukushima	Mar-21	Cs137	— Bq/kg raw	± — Bq/kg raw	Under Minimum Limit of Detection	Cs137	0.1 Bq/kg raw	
			Cs134	— Bq/kg raw	± — Bq/kg raw		Cs134	0.1 Bq/kg raw	
Soil①(Drain)	Tadami, Minamiaizu, Fukushima	Mar-21	Cs137	1297.5 Bq/kg dry	± 33.8 Bq/kg dry	1350.5	Cs137	11.6 Bq/kg dry	
			Cs134	53.0 Bq/kg dry	± 8.7 Bq/kg dry		Cs134	13.7 Bq/kg dry	
Soil②(Drain)	Tadami, Minamiaizu, Fukushima	Mar-21	Cs137	453.0 Bq/kg dry	± 5.9 Bq/kg dry	471.1	Cs137	2.2 Bq/kg dry	
			Cs134	18.1 Bq/kg dry	± 1.4 Bq/kg dry		Cs134	2.1 Bq/kg dry	
Soil①	Tadami, Minamiaizu, Fukushima	Mar-21	Cs137	108.3 Bq/kg dry	± 5.5 Bq/kg dry	108.3	Cs137	4.6 Bq/kg dry	
			Cs134	— Bq/kg dry	± — Bq/kg dry		Cs134	5.7 Bq/kg dry	
Soil②	Tadami, Minamiaizu, Fukushima	Mar-21	Cs137	79.0 Bq/kg dry	± 3.2 Bq/kg dry	82.6	Cs137	2.4 Bq/kg dry	
			Cs134	3.6 Bq/kg dry	± 1.3 Bq/kg dry		Cs134	2.7 Bq/kg dry	
Soil③	Tadami, Minamiaizu, Fukushima	Mar-21	Cs137	11.4 Bq/kg dry	± 0.6 Bq/kg dry	11.4	Cs137	0.8 Bq/kg dry	
			Cs134	— Bq/kg dry	± — Bq/kg dry		Cs134	0.8 Bq/kg dry	
Soil	Tadami, Minamiaizu, Fukushima	Mar-21	Cs137	177.9 Bq/kg dry	± 4.1 Bq/kg dry	186.8	Cs137	2.4 Bq/kg dry	
			Cs134	8.9 Bq/kg dry	± 1.3 Bq/kg dry		Cs134	2.3 Bq/kg dry	
Moss	Tadami, Minamiaizu, Fukushima	Mar-21	Cs137	47.8 Bq/kg raw	± 1.8 Bq/kg raw	47.8	Cs137	1.6 Bq/kg raw	
			Cs134	— Bq/kg raw	± — Bq/kg raw		Cs134	1.7 Bq/kg raw	
Pond water	Futaba, Fukushima	Jan-21	Cs137	— Bq/L	± — Bq/L	Under Minimum Limit of Detection	Cs137	0.3 Bq/L	
			Cs134	— Bq/L	± — Bq/L		Cs134	0.3 Bq/L	
Sea water (surface)	Tomioka Port/ Fukushima	Mar-21	Cs137	0.017 Bq/L	± 0.0007 Bq/L	0.018	Cs137	0.0009 Bq/L	
			Cs134	0.001 Bq/L	± 0.0005 Bq/L		Cs134	0.001 Bq/L	
Sea water (surface)	Ukedo Port/ Fukushima	Mar-21	Cs137	0.012 Bq/L	± 0.0007 Bq/L	0.012	Cs137	0.001 Bq/L	
			Cs134	— Bq/L	± — Bq/L		Cs134	0.001 Bq/L	
Wood chips	Nagano Pref.	Mar-21	Cs137	0.2 Bq/kg raw	± 0.07 Bq/kg raw	0.2	Cs137	0.1 Bq/kg raw	
			Cs134	— Bq/kg raw	± — Bq/kg raw		Cs134	0.1 Bq/kg raw	

※"—used in Measurement Result and Uncertainty shows that the value is below the detection limit.

But it does not necessary mean 0(zero)Bq/kg.



★Beta-ray

Measuring instrument		Feature
Liquid Scintillation Counter		
Product of Hidex <b>HIDEX 300SLL</b>	Product of PerkinElmer Japan <b>Quantulus GCT 622</b>	Equipment for measuring low-energy beta-ray emission nuclides
		Measuring nuclide Strontium90 Half-life 30 years Organically bound 3H Half-life 12.3 years Free-water 3H Half-life 12.3 years
		All samples are measured in liquid condition after several days of pretreatment.

(Bq/Kg raw:Weight of raw sample Bq/Kg dry:Weight of dried sample)

Samples	Sampling Point	Sampling Month	Measurement Result		Uncertainty		Minimum Limit of Detection	
Sea water (surface)	Soma Port/ Fukushima	Apr-20	T (Free)	Under Minimum Limit of Detection	Bq/L	± —	Bq/L	0.14 Bq/L
Sea water A (surface)	Off the coast of Fukushima Nuclear Power Plant1	Jun-20	T (Free)	Under Minimum Limit of Detection	Bq/L	± —	Bq/L	0.14 Bq/L
Sea water B (surface)	Off the coast of Fukushima Nuclear Power Plant1	Jun-20	T (Free)	Under Minimum Limit of Detection	Bq/L	± —	Bq/L	0.14 Bq/L
Sea water C (surface)	Off the coast of Fukushima Nuclear Power Plant1	Jun-20	T (Free)	Under Minimum Limit of Detection	Bq/L	± —	Bq/L	0.14 Bq/L
Yellowtail	Kasumi, Hyogo	Nov-20	T (Organic)	Under Minimum Limit of Detection	Bq/kg dry	± —	Bq/kg dry	1.08 Bq/kg dry
Mix dried small Sardines	Maizuru, Kyoto	Nov-20	T (Organic)	Under Minimum Limit of Detection	Bq/kg dry	± —	Bq/kg dry	1.06 Bq/kg dry
Greenling	Off the coast of Fukushima Nuclear Power Plant1	Nov-20	T (Organic)	Under Minimum Limit of Detection	Bq/kg dry	± —	Bq/kg dry	1.00 Bq/kg dry
Old rice	Iwaki city	Oct-10	Sr90	Under Minimum Limit of Detection	Bq/kg dry	± —	Bq/kg dry	0.17 Bq/kg dry
Japanese white radish	Minamisoma, Fukushima	Nov-18	Sr90	1.66	Bq/kg dry	± 0.45	Bq/kg dry	0.66 Bq/kg dry
Citron	Namie, Futaba, Fukushima	Dec-16	Sr90	4.62	Bq/kg dry	± 0.11	Bq/kg dry	0.13 Bq/kg dry
Tea	Hitoyoshi, Kumamoto	Oct-18	Sr90	0.31	Bq/kg dry	± 0.08	Bq/kg dry	0.12 Bq/kg dry
White rockfish	Off the coast of Fukushima Nuclear Power Plant1	Nov-19	Sr90	0.73	Bq/kg dry	± 0.14	Bq/kg dry	0.21 Bq/kg dry
Greenling	Off the coast of Fukushima Nuclear Power Plant1	Nov-19	Sr90	Under Minimum Limit of Detection	Bq/kg dry	± —	Bq/kg dry	0.23 Bq/kg dry
White rockfish	Off the coast of Fukushima Nuclear Power Plant1	Jun-20	Sr90	0.37	Bq/kg dry	± 0.13	Bq/kg dry	0.19 Bq/kg dry
White rockfish	Off the coast of Fukushima Nuclear Power Plant1	Jun-20	Sr90	Under Minimum Limit of Detection	Bq/kg dry	± —	Bq/kg dry	0.16 Bq/kg dry
Soil	Fukimatsu Park Onahama, Iwaki	Mar-20	Sr90	Under Minimum Limit of Detection	Bq/kg dry	± —	Bq/kg dry	1.63 Bq/kg dry
Soil	Okaona Park OnahamaOkaona, Iwaki	Mar-20	Sr90	Under Minimum Limit of Detection	Bq/kg dry	± —	Bq/kg dry	1.57 Bq/kg dry
Pine cone	Kamiokeuri, Kawamae, Iwaki	Apr-19	Sr90	8.88	Bq/kg dry	± 0.58	Bq/kg dry	0.34 Bq/kg dry

※"\_" used in Measurement Result and Uncertainty shows that the value is below the detection l

But it does not necessary mean 0(zero)Bq/kg.

# ★Beta-ray

(Bq/Kg raw:Weight of raw sample Bq/Kg dry:Weight of dried sample)

Samples	Sampling Point	Sampling Month	Measurement Result		Uncertainty	Minimum Limit of Detection
Pine cone	Iitate, Soma, Fukushima	May-19	Sr90	2.15 Bq/kg dry	± 0.32 Bq/kg dry	0.32 Bq/kg dry
Sea water (surface)	Tomioka Port/ Fukushima	Mar-21	Sr90	0.0011 Bq/L	± 0.0004 Bq/L	0.0006 Bq/L
Sea water (surface)	Ukedo Port/ Fukushima	Mar-21	Sr90	検出下限値以下 Bq/L	± — Bq/L	0.0009 Bq/L

※"\_" used in Measurement Result and Uncertainty shows that the value is below the detection l

But it does not necessary mean 0(zero)Bq/kg.



# Measurement results of 16 items by germanium semiconductor detector

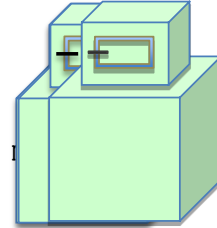
Dr. Tetsuji Imanaka, Institute of Multiple Nuclear Science, Kyoto University

In order to convey more measurement results to everyone, we have asked Dr. Tetsuji Imanaka of the Institute of Advanced Nuclear Science, Kyoto University, to measure low-dose samples using germanium semiconductor detectors. Measurement samples are not only from Fukushima Prefecture but also come from other prefectures. Please compare data based on measurements from various regions and use them to protect your children from radiation exposure.

## ★Gamma-ray

Measuring instrument : Germanium Semiconductor detector

- Product of CANBERRA(CA),USA GX3018 Relative efficiency 30% or more
- Product of ORTEC(OR),USA GMX25-70 Relative efficiency 35%



(Bq/kg raw:Weight of raw sample Bq/kg dry:Weight of dried sample)

Samples	Sampling Point	Sampling Month	Measuring instrument type	Measurement Result		Uncertainty		Total Amount of Cesium	Minimum Limit of Detection	
Rice	Jyoban, Iwaki	Oct-20	OR	Cs137	0.3 Bq/kg raw	± 0.04 Bq/kg raw	0.3	Cs137	— Bq/kg raw	
				Cs134	— Bq/kg raw	± — Bq/kg raw		Cs134	— Bq/kg raw	
Spinach	Marumori, Igu, Miyagi	Dec-20	CA	Cs137	— Bq/kg raw	± — Bq/kg raw	Under Minimum Limit of Detection	Cs137	0.1 Bq/kg raw	
				Cs134	— Bq/kg raw	± — Bq/kg raw		Cs134	— Bq/kg raw	
Green onion	Naraha, Futaba, Fukushima	Dec-20	OR	Cs137	0.15 Bq/kg raw	± 0.05 Bq/kg raw	0.15	Cs137	— Bq/kg raw	
				Cs134	— Bq/kg raw	± — Bq/kg raw		Cs134	— Bq/kg raw	
Cabbage	Marumori, Igu, Miyagi	Dec-20	OR	Cs137	— Bq/kg raw	± — Bq/kg raw	Under Minimum Limit of Detection	Cs137	0.1 Bq/kg raw	
				Cs134	— Bq/kg raw	± — Bq/kg raw		Cs134	— Bq/kg raw	
Japanese white radish	Namie, Futaba, Fukushima	Jan-21	CA	Cs137	1.83 Bq/kg raw	± 0.04 Bq/kg raw	1.9	Cs137	— Bq/kg raw	
				Cs134	0.07 Bq/kg raw	± 0.02 Bq/kg raw		Cs134	— Bq/kg raw	
Japanese red radish	Iwaki city	Nov-20	OR	Cs137	0.03 Bq/kg raw	± 0.01 Bq/kg raw	0.03	Cs137	— Bq/kg raw	
				Cs134	— Bq/kg raw	± — Bq/kg raw		Cs134	— Bq/kg raw	
Turnip	Chiba Pref.	Dec-20	CA	Cs137	1.63 Bq/kg raw	± 0.04 Bq/kg raw	1.7	Cs137	— Bq/kg raw	
				Cs134	0.07 Bq/kg raw	± 0.01 Bq/kg raw		Cs134	— Bq/kg raw	
Yacon	Namie, Futaba, Fukushima	Jan-21	CA	Cs137	6.6 Bq/kg raw	± 0.1 Bq/kg raw	6.8	Cs137	— Bq/kg raw	
				Cs134	0.2 Bq/kg raw	± 0.03 Bq/kg raw		Cs134	— Bq/kg raw	
Dried Laurier	Marumori, Igu, Miyagi	Dec-20	CA	Cs137	— Bq/kg raw	± — Bq/kg raw	Under Minimum Limit of Detection	Cs137	1.3 Bq/kg raw	
				Cs134	— Bq/kg raw	± — Bq/kg raw		Cs134	— Bq/kg raw	
Dried bracken	Marumori, Igu, Miyagi	Dec-20	CA	Cs137	24.0 Bq/kg raw	± 0.7 Bq/kg raw	25.1	Cs137	— Bq/kg raw	
				Cs134	1.1 Bq/kg raw	± 0.3 Bq/kg raw		Cs134	— Bq/kg raw	
Lemon	Hirono, Futaba, Fukushima	Jan-21	OR	Cs137	1.7 Bq/kg raw	± 0.1 Bq/kg raw	1.7	Cs137	— Bq/kg raw	
				Cs134	— Bq/kg raw	± — Bq/kg raw		Cs134	— Bq/kg raw	
Apple	Fukushima Pref.	Jan-21	OR	Cs137	1.1 Bq/kg raw	± 0.06 Bq/kg raw	1.1	Cs137	— Bq/kg raw	
				Cs134	— Bq/kg raw	± — Bq/kg raw		Cs134	— Bq/kg raw	
Dried persimmon	Fukushima, Fukushima	Oct-20	CA	Cs137	3.7 Bq/kg raw	± 0.2 Bq/kg raw	3.7	Cs137	— Bq/kg raw	
				Cs134	— Bq/kg raw	± — Bq/kg raw		Cs134	— Bq/kg raw	
Dried persimmon	Date, Fukushima	Dec-20	OR	Cs137	1.9 Bq/kg raw	± 0.3 Bq/kg raw	1.9	Cs137	— Bq/kg raw	
				Cs134	— Bq/kg raw	± — Bq/kg raw		Cs134	— Bq/kg raw	
Dried persimmon	Marumori, Igu, Miyagi	Dec-20	OR	Cs137	0.9 Bq/kg raw	± 0.1 Bq/kg raw	0.9	Cs137	— Bq/kg raw	
				Cs134	— Bq/kg raw	± — Bq/kg raw		Cs134	— Bq/kg raw	
Honey(Acacia)	Marumori, Igu, Miyagi	Dec-20	CA	Cs137	0.4 Bq/kg raw	± 0.1 Bq/kg raw	0.4	Cs137	— Bq/kg raw	
				Cs134	— Bq/kg raw	± — Bq/kg raw		Cs134	— Bq/kg raw	

※"\_" used in Measurement Result and Uncertainty shows that the value is below the detection limit.

But it does not necessary mean 0(zero)Bq/kg.

