



Radiation Measurement Results of 156 Items in February






When samples include natural radionuclides we can't deny the possibility of their radiation value counted together in our results.

The list below only shows the measurement results of the samples brought in.

Radioactive contamination level may differ according to sampling points even within the same address.

★Gamma-ray

Measuring instrument		Feature	Guide to lower limit※
Na I Scintillation Spectrometer			
Product of ATOMTEX AT1320A 	Product of BERTHOLD LB2045 	· Gamma-ray spectrometer with Na I scintillation detector.	Food (Sample 1kg) Lower limit 1.0Bq/Kg Soil (Sample 1kg) Lower limit 2.5Bq/Kg Material (Sample 1kg) Lower limit 1.0Bq/Kg Water (Sample 20L Lower limit 0.02Bq/L
Germanium Semiconductor detector			
ORTEC GEM30-70 		· Radioactivity measurement series. Quantitative analysis based on "Gamma-ray spectrometry with germanium semiconductor detector." · Relative efficiency 35%	Food (Sample 2kg) Lower limit 0.04Bq/Kg Soil (Sample 1kg) Lower limit 0.06Bq/Kg Material (Sample 1kg) Lower limit 0.06Bq/Kg Water (Sample 20L Lower limit 0.001Bq/L

※The lower limit varies depending on the sample weight and measurement time.

Measuring instrument:Na I Scintillation Spectrometer (Bq/kg raw:Weight of raw sample Bq/kg dry:Weight of dried sample)

Samples	Sampling Point	Sampling Month	Measurement Result		Uncertainty		Total Amount of Cesium	Minimum Limit of Detection	
			Cs137	Cs134	±	—		Cs137	Cs134
Brown rice	Fukushima, Fukushima	Oct-20	Cs137	—	±	—	Under Minimum Limit of Detection	Cs137	1.4
			Cs134	—	±	—		Cs134	1.3
Rice	Namie, Futaba, Fukushima	Oct-20	Cs137	—	±	—	Under Minimum Limit of Detection	Cs137	1.2
			Cs134	—	±	—		Cs134	1.1
Rice	Shinti, Soma, Fukushima	Oct-20	Cs137	—	±	—	Under Minimum Limit of Detection	Cs137	1.5
			Cs134	—	±	—		Cs134	1.4
Rice	Otama, Adachi, Fukushima	Oct-20	Cs137	—	±	—	Under Minimum Limit of Detection	Cs137	1.2
			Cs134	—	±	—		Cs134	1.1
Rice	Hiroshima Pref.	Oct-20	Cs137	—	±	—	Under Minimum Limit of Detection	Cs137	1.5
			Cs134	—	±	—		Cs134	1.3
Potato	Naraha, Futaba, Fukushima	Feb-21	Cs137	—	±	—	Under Minimum Limit of Detection	Cs137	2.2
			Cs134	—	±	—		Cs134	2.1
Taro	Iwaki city	Feb-21	Cs137	—	±	—	Under Minimum Limit of Detection	Cs137	2.9
			Cs134	—	±	—		Cs134	2.7
Taro	Iwaki city	Feb-21	Cs137	—	±	—	Under Minimum Limit of Detection	Cs137	2.6
			Cs134	—	±	—		Cs134	2.4
Sweet potato	Iwaki city	Feb-21	Cs137	—	±	—	Under Minimum Limit of Detection	Cs137	2.3
			Cs134	—	±	—		Cs134	2.2
Carrot	Ryouzen, Date, Fukushima	Jan-21	Cs137	—	±	—	Under Minimum Limit of Detection	Cs137	2.4
			Cs134	—	±	—		Cs134	2.1
Burdock	Naraha, Futaba, Fukushima	Feb-21	Cs137	—	±	—	Under Minimum Limit of Detection	Cs137	2.1
			Cs134	—	±	—		Cs134	1.9
Burdock	Iwaki city	Feb-21	Cs137	—	±	—	Under Minimum Limit of Detection	Cs137	1.6
			Cs134	—	±	—		Cs134	1.3
Cabbage	Iwaki city	Jan-21	Cs137	—	±	—	Under Minimum Limit of Detection	Cs137	1.4
			Cs134	—	±	—		Cs134	1.1
Chinese cabbage	Nakoso, Iwaki	Feb-21	Cs137	—	±	—	Under Minimum Limit of Detection	Cs137	2.1
			Cs134	—	±	—		Cs134	1.8

※"—" used in Measurement Result and Uncertainty shows that the value is below the detection limit.

But it does not necessary mean 0(zero)Bq/kg.

★Gamma-ray

(Bq/kg raw:Weight of raw sample Bq/kg dry:Weight of dried sample)

Samples	Sampling Point	Sampling Month	Measurement Result		Uncertainty		Total Amount of Cesium	Minimum Limit of Detection				
Chinese cabbage	Ibaraki Pref.	Jan-21	Cs137	—	Bq/kg raw	±	—	Bq/kg raw	Under Minimum Limit of Detection	Cs137	1.5	Bq/kg raw
			Cs134	—	Bq/kg raw	±	—	Bq/kg raw	Cs134	1.3	Bq/kg raw	
Canola flower	Iwaki city	Feb-21	Cs137	—	Bq/kg raw	±	—	Bq/kg raw	Under Minimum Limit of Detection	Cs137	1.4	Bq/kg raw
			Cs134	—	Bq/kg raw	±	—	Bq/kg raw	Cs134	1.1	Bq/kg raw	
Japanese white radish	Tairashimotakaku, Iwaki	Dec-20	Cs137	—	Bq/kg raw	±	—	Bq/kg raw	Under Minimum Limit of Detection	Cs137	2.0	Bq/kg raw
			Cs134	—	Bq/kg raw	±	—	Bq/kg raw	Cs134	1.9	Bq/kg raw	
Turnip(pulp)	Namie, Futaba, Fukushima	Feb-21	Cs137	—	Bq/kg raw	±	—	Bq/kg raw	Under Minimum Limit of Detection	Cs137	1.9	Bq/kg raw
			Cs134	—	Bq/kg raw	±	—	Bq/kg raw	Cs134	1.8	Bq/kg raw	
Turnip (leaf)	Namie, Futaba, Fukushima	Feb-21	Cs137	—	Bq/kg raw	±	—	Bq/kg raw	Under Minimum Limit of Detection	Cs137	34.1	Bq/kg raw
			Cs134	—	Bq/kg raw	±	—	Bq/kg raw	Cs134	28.5	Bq/kg raw	
Red turnip	Iwaki city	Jan-21	Cs137	—	Bq/kg raw	±	—	Bq/kg raw	Under Minimum Limit of Detection	Cs137	1.8	Bq/kg raw
			Cs134	—	Bq/kg raw	±	—	Bq/kg raw	Cs134	1.7	Bq/kg raw	
Broccoli	Iwaki city	Feb-21	Cs137	—	Bq/kg raw	±	—	Bq/kg raw	Under Minimum Limit of Detection	Cs137	2.9	Bq/kg raw
			Cs134	—	Bq/kg raw	±	—	Bq/kg raw	Cs134	2.6	Bq/kg raw	
Pumpkin(pulp)	Tomioka, Futaba, Fukushima	Feb-21	Cs137	—	Bq/kg raw	±	—	Bq/kg raw	Under Minimum Limit of Detection	Cs137	2.4	Bq/kg raw
			Cs134	—	Bq/kg raw	±	—	Bq/kg raw	Cs134	2.2	Bq/kg raw	
Pumpkin(seed)	Tomioka, Futaba, Fukushima	Feb-21	Cs137	—	Bq/kg raw	±	—	Bq/kg raw	Under Minimum Limit of Detection	Cs137	4.9	Bq/kg raw
			Cs134	—	Bq/kg raw	±	—	Bq/kg raw	Cs134	3.9	Bq/kg raw	
Pumpkin(pulp)	Ibaraki Pref.	Jan-21	Cs137	—	Bq/kg raw	±	—	Bq/kg raw	Under Minimum Limit of Detection	Cs137	1.3	Bq/kg raw
			Cs134	—	Bq/kg raw	±	—	Bq/kg raw	Cs134	1.2	Bq/kg raw	
Yacon	Kunimi, Date, Fukushima	Jan-21	Cs137	—	Bq/kg raw	±	—	Bq/kg raw	Under Minimum Limit of Detection	Cs137	2.8	Bq/kg raw
			Cs134	—	Bq/kg raw	±	—	Bq/kg raw	Cs134	2.5	Bq/kg raw	
Yacon	Fukushima Pref.	Feb-21	Cs137	—	Bq/kg raw	±	—	Bq/kg raw	Under Minimum Limit of Detection	Cs137	2.1	Bq/kg raw
			Cs134	—	Bq/kg raw	±	—	Bq/kg raw	Cs134	2.0	Bq/kg raw	
Yam bulblet	Iwaki city	Feb-21	Cs137	—	Bq/kg raw	±	—	Bq/kg raw	Under Minimum Limit of Detection	Cs137	2.0	Bq/kg raw
			Cs134	—	Bq/kg raw	±	—	Bq/kg raw	Cs134	1.9	Bq/kg raw	
Avocado	Mexico (production)	Feb-21	Cs137	—	Bq/kg raw	±	—	Bq/kg raw	Under Minimum Limit of Detection	Cs137	2.0	Bq/kg raw
			Cs134	—	Bq/kg raw	±	—	Bq/kg raw	Cs134	1.8	Bq/kg raw	
Ginkgo	Ishikawa, Ishikawa, Fukushima	Feb-21	Cs137	—	Bq/kg raw	±	—	Bq/kg raw	Under Minimum Limit of Detection	Cs137	1.2	Bq/kg raw
			Cs134	—	Bq/kg raw	±	—	Bq/kg raw	Cs134	1.0	Bq/kg raw	
Soybeans(roast)	Japan (production)	Jan-21	Cs137	—	Bq/kg raw	±	—	Bq/kg raw	Under Minimum Limit of Detection	Cs137	3.6	Bq/kg raw
			Cs134	—	Bq/kg raw	±	—	Bq/kg raw	Cs134	3.4	Bq/kg raw	
Dried Japanese radish	Iwaki city	Jan-21	Cs137	—	Bq/kg raw	±	—	Bq/kg raw	Under Minimum Limit of Detection	Cs137	3.1	Bq/kg raw
			Cs134	—	Bq/kg raw	±	—	Bq/kg raw	Cs134	2.9	Bq/kg raw	
Dried sweet potapo	Ibaraki Pref.	Jan-21	Cs137	—	Bq/kg raw	±	—	Bq/kg raw	Under Minimum Limit of Detection	Cs137	1.6	Bq/kg raw
			Cs134	—	Bq/kg raw	±	—	Bq/kg raw	Cs134	1.5	Bq/kg raw	
Shitake mushroom grown in log	Iwaki city	Feb-21	Cs137	3.7	Bq/kg raw	±	1.5	Bq/kg raw	3.7	Cs137	2.3	Bq/kg raw
			Cs134	—	Bq/kg raw	±	—	Bq/kg raw		Cs134	2.1	Bq/kg raw
Shitake mushroom grown in bacteria-bed	Furudono, Ishikawa, Fukushima	Feb-21	Cs137	—	Bq/kg raw	±	—	Bq/kg raw	Under Minimum Limit of Detection	Cs137	2.9	Bq/kg raw
			Cs134	—	Bq/kg raw	±	—	Bq/kg raw	Cs134	2.7	Bq/kg raw	
Maitake mushroom (used Japanese beech)	Tochigi Pref.	Jan-21	Cs137	3.8	Bq/kg raw	±	1.8	Bq/kg raw	3.8	Cs137	2.6	Bq/kg raw
			Cs134	—	Bq/kg raw	±	—	Bq/kg raw		Cs134	2.2	Bq/kg raw
Nameko mushroom	Koriyama, Fukushima	Feb-21	Cs137	—	Bq/kg raw	±	—	Bq/kg raw	Under Minimum Limit of Detection	Cs137	1.8	Bq/kg raw
			Cs134	—	Bq/kg raw	±	—	Bq/kg raw	Cs134	1.7	Bq/kg raw	
Mountain udo (cultivation)	Nasushiobara, Tochigi	Feb-21	Cs137	—	Bq/kg raw	±	—	Bq/kg raw	Under Minimum Limit of Detection	Cs137	2.0	Bq/kg raw
			Cs134	—	Bq/kg raw	±	—	Bq/kg raw	Cs134	1.8	Bq/kg raw	
Butterbur, Udo (salted)	Miwa, Iwaki	Jan-21	Cs137	1.8	Bq/kg raw	±	1.3	Bq/kg raw	1.8	Cs137	1.3	Bq/kg raw
			Cs134	—	Bq/kg raw	±	—	Bq/kg raw		Cs134	1.1	Bq/kg raw

※"—" used in Measurement Result and Uncertainty shows that the value is below the detection limit.

But it does not necessary mean 0(zero)Bq/kg.



★Gamma-ray

(Bq/kg raw:Weight of raw sample Bq/kg dry:Weight of dried sample)

Samples	Sampling Point	Sampling Month	Measurement Result		Uncertainty		Total Amount of Cesium	Minimum Limit of Detection				
Butterbur (salted)	Miwa, Iwaki	Jan-21	Cs137	—	Bq/kg raw	±	—	Bq/kg raw	Under Minimum Limit of Detection	Cs137	2.5	Bq/kg raw
			Cs134	—	Bq/kg raw	±	—	Bq/kg raw		Cs134	2.0	Bq/kg raw
Slime flounder	Fukushima Pref.	Jan-21	Cs137	—	Bq/kg raw	±	—	Bq/kg raw	Under Minimum Limit of Detection	Cs137	1.8	Bq/kg raw
			Cs134	—	Bq/kg raw	±	—	Bq/kg raw		Cs134	1.4	Bq/kg raw
Banded jacopever	Fukushima Pref.	Feb-21	Cs137	—	Bq/kg raw	±	—	Bq/kg raw	Under Minimum Limit of Detection	Cs137	1.6	Bq/kg raw
			Cs134	—	Bq/kg raw	±	—	Bq/kg raw		Cs134	1.3	Bq/kg raw
Anglerfish	Fukushima Pref.	Jan-21	Cs137	—	Bq/kg raw	±	—	Bq/kg raw	Under Minimum Limit of Detection	Cs137	1.3	Bq/kg raw
			Cs134	—	Bq/kg raw	±	—	Bq/kg raw		Cs134	1.0	Bq/kg raw
Sea bass	HaragamaPort/ Fukushima	Feb-21	Cs137	—	Bq/kg raw	±	—	Bq/kg raw	Under Minimum Limit of Detection	Cs137	1.0	Bq/kg raw
			Cs134	—	Bq/kg raw	±	—	Bq/kg raw		Cs134	1.0	Bq/kg raw
Brown hakeling	HaragamaPort/ Fukushima	Feb-21	Cs137	—	Bq/kg raw	±	—	Bq/kg raw	Under Minimum Limit of Detection	Cs137	2.1	Bq/kg raw
			Cs134	—	Bq/kg raw	±	—	Bq/kg raw		Cs134	1.8	Bq/kg raw
Bigeyed greeneye	HaragamaPort/ Fukushima	Feb-21	Cs137	—	Bq/kg raw	±	—	Bq/kg raw	Under Minimum Limit of Detection	Cs137	1.4	Bq/kg raw
			Cs134	—	Bq/kg raw	±	—	Bq/kg raw		Cs134	1.1	Bq/kg raw
Ocellate spot skate	HaragamaPort/ Fukushima	Feb-21	Cs137	—	Bq/kg raw	±	—	Bq/kg raw	Under Minimum Limit of Detection	Cs137	1.2	Bq/kg raw
			Cs134	—	Bq/kg raw	±	—	Bq/kg raw		Cs134	1.0	Bq/kg raw
Japanese bluefish	Miyagi Pref.	Feb-21	Cs137	—	Bq/kg raw	±	—	Bq/kg raw	Under Minimum Limit of Detection	Cs137	1.1	Bq/kg raw
			Cs134	—	Bq/kg raw	±	—	Bq/kg raw		Cs134	1.0	Bq/kg raw
Japanese common squid	HaragamaPort/ Fukushima	Feb-21	Cs137	—	Bq/kg raw	±	—	Bq/kg raw	Under Minimum Limit of Detection	Cs137	1.0	Bq/kg raw
			Cs134	—	Bq/kg raw	±	—	Bq/kg raw		Cs134	1.0	Bq/kg raw
Seaweed	Matsushima Bay/ Miyagi	Jan-21	Cs137	—	Bq/kg raw	±	—	Bq/kg raw	Under Minimum Limit of Detection	Cs137	2.5	Bq/kg raw
			Cs134	—	Bq/kg raw	±	—	Bq/kg raw		Cs134	2.1	Bq/kg raw
Mekabu	Miyagi Pref.	Jan-21	Cs137	—	Bq/kg raw	±	—	Bq/kg raw	Under Minimum Limit of Detection	Cs137	1.3	Bq/kg raw
			Cs134	—	Bq/kg raw	±	—	Bq/kg raw		Cs134	1.0	Bq/kg raw
Mekabu	Sanriku (production)	Feb-21	Cs137	—	Bq/kg raw	±	—	Bq/kg raw	Under Minimum Limit of Detection	Cs137	1.4	Bq/kg raw
			Cs134	—	Bq/kg raw	±	—	Bq/kg raw		Cs134	1.2	Bq/kg raw
Dried green seaweed	Fukushima Pref.	Feb-21	Cs137	—	Bq/kg raw	±	—	Bq/kg raw	Under Minimum Limit of Detection	Cs137	4.2	Bq/kg raw
			Cs134	—	Bq/kg raw	±	—	Bq/kg raw		Cs134	3.9	Bq/kg raw
Citron (with seed)	Okuma, Futaba, Fukushima	Feb-21	Cs137	76.7	Bq/kg raw	±	15.3	Bq/kg raw	76.7	Cs137	2.3	Bq/kg raw
			Cs134	—	Bq/kg raw	±	—	Bq/kg raw		Cs134	2.2	Bq/kg raw
Persimmon (Removing the astringent taste)	Koori, Date, Fukushima	Jan-21	Cs137	—	Bq/kg raw	±	—	Bq/kg raw	Under Minimum Limit of Detection	Cs137	2.0	Bq/kg raw
			Cs134	—	Bq/kg raw	±	—	Bq/kg raw		Cs134	1.5	Bq/kg raw
Apple(pulp)	Fukushima, Fukushima	Feb-21	Cs137	—	Bq/kg raw	±	—	Bq/kg raw	Under Minimum Limit of Detection	Cs137	1.9	Bq/kg raw
			Cs134	—	Bq/kg raw	±	—	Bq/kg raw		Cs134	1.8	Bq/kg raw
Apple(core · peel)	Fukushima, Fukushima	Feb-21	Cs137	—	Bq/kg raw	±	—	Bq/kg raw	Under Minimum Limit of Detection	Cs137	1.9	Bq/kg raw
			Cs134	—	Bq/kg raw	±	—	Bq/kg raw		Cs134	1.6	Bq/kg raw
Apple(pulp)	Sukagawa, Fukushima	Feb-21	Cs137	—	Bq/kg raw	±	—	Bq/kg raw	Under Minimum Limit of Detection	Cs137	2.4	Bq/kg raw
			Cs134	—	Bq/kg raw	±	—	Bq/kg raw		Cs134	2.2	Bq/kg raw
Apple(core · peel)	Fukushima, Fukushima	Feb-21	Cs137	—	Bq/kg raw	±	—	Bq/kg raw	Under Minimum Limit of Detection	Cs137	1.8	Bq/kg raw
			Cs134	—	Bq/kg raw	±	—	Bq/kg raw		Cs134	1.4	Bq/kg raw
Kiwi fruit	Fukushima, Fukushima	Feb-21	Cs137	—	Bq/kg raw	±	—	Bq/kg raw	Under Minimum Limit of Detection	Cs137	2.4	Bq/kg raw
			Cs134	—	Bq/kg raw	±	—	Bq/kg raw		Cs134	1.9	Bq/kg raw
Chinese quince	Joban, Iwaki	Feb-21	Cs137	—	Bq/kg raw	±	—	Bq/kg raw	Under Minimum Limit of Detection	Cs137	1.9	Bq/kg raw
			Cs134	—	Bq/kg raw	±	—	Bq/kg raw		Cs134	1.8	Bq/kg raw
Amanatsu	Iwaki city	Dec-20	Cs137	—	Bq/kg raw	±	—	Bq/kg raw	Under Minimum Limit of Detection	Cs137	1.7	Bq/kg raw
			Cs134	—	Bq/kg raw	±	—	Bq/kg raw		Cs134	1.4	Bq/kg raw
Grapefruit	Israel (production)	Feb-21	Cs137	—	Bq/kg raw	±	—	Bq/kg raw	Under Minimum Limit of Detection	Cs137	1.6	Bq/kg raw
			Cs134	—	Bq/kg raw	±	—	Bq/kg raw		Cs134	1.5	Bq/kg raw

※"—" used in Measurement Result and Uncertainty shows that the value is below the detection limit.

But it does not necessary mean 0(zero)Bq/kg.



★Gamma-ray

(Bq/kg raw:Weight of raw sample Bq/kg dry:Weight of dried sample)

Samples	Sampling Point	Sampling Month	Measurement Result		Uncertainty		Total Amount of Cesium	Minimum Limit of Detection				
Peanut(shell)	Ibaraki Pref.	Jan-21	Cs137	—	Bq/kg raw	±	—	Bq/kg raw	Under Minimum Limit of Detection	Cs137	3.1	Bq/kg raw
			Cs134	—	Bq/kg raw	±	—	Bq/kg raw		Cs134	2.8	Bq/kg raw
Boar(thigh)	Kashima, Iwaki	Feb-21	Cs137	33.6	Bq/kg raw	±	6.7	Bq/kg raw	33.6	Cs137	1.6	Bq/kg raw
			Cs134	—	Bq/kg raw	±	—	Bq/kg raw		Cs134	1.5	Bq/kg raw
Boar(heart, liver)	Kashima, Iwaki	Feb-21	Cs137	13.7	Bq/kg raw	±	3.2	Bq/kg raw	13.7	Cs137	2.2	Bq/kg raw
			Cs134	—	Bq/kg raw	±	—	Bq/kg raw		Cs134	1.8	Bq/kg raw
Rice miso	Fukushima Pref.	Feb-21	Cs137	—	Bq/kg raw	±	—	Bq/kg raw	Under Minimum Limit of Detection	Cs137	1.2	Bq/kg raw
			Cs134	—	Bq/kg raw	±	—	Bq/kg raw		Cs134	1.1	Bq/kg raw
Rice miso	Iwaki city	Feb-21	Cs137	—	Bq/kg raw	±	—	Bq/kg raw	Under Minimum Limit of Detection	Cs137	1.3	Bq/kg raw
			Cs134	—	Bq/kg raw	±	—	Bq/kg raw		Cs134	1.2	Bq/kg raw
Pork (Booth cut off)	Japan (production)	Jan-21	Cs137	—	Bq/kg raw	±	—	Bq/kg raw	Under Minimum Limit of Detection	Cs137	1.4	Bq/kg raw
			Cs134	—	Bq/kg raw	±	—	Bq/kg raw		Cs134	1.3	Bq/kg raw
Enoki mushroom (seasoned)	Nagano	Dec-20	Cs137	—	Bq/kg raw	±	—	Bq/kg raw	Under Minimum Limit of Detection	Cs137	1.3	Bq/kg raw
			Cs134	—	Bq/kg raw	±	—	Bq/kg raw		Cs134	1.3	Bq/kg raw
Honey	China (production)	Dec-20	Cs137	—	Bq/kg raw	±	—	Bq/kg raw	Under Minimum Limit of Detection	Cs137	1.6	Bq/kg raw
			Cs134	—	Bq/kg raw	±	—	Bq/kg raw		Cs134	1.6	Bq/kg raw
Apricot jam	Bulgaria (production)	Dec-20	Cs137	—	Bq/kg raw	±	—	Bq/kg raw	Under Minimum Limit of Detection	Cs137	1.9	Bq/kg raw
			Cs134	—	Bq/kg raw	±	—	Bq/kg raw		Cs134	1.8	Bq/kg raw
Raw cotton	Tomioka, Futaba, Fukushima	Sep-20	Cs137	8.6	Bq/kg raw	±	4.7	Bq/kg raw	8.6	Cs137	7.7	Bq/kg raw
			Cs134	—	Bq/kg raw	±	—	Bq/kg raw		Cs134	6.2	Bq/kg raw
Raw cotton	Kamiyagyu, Yotsukura, Iwaki	Sep-20	Cs137	—	Bq/kg raw	±	—	Bq/kg raw	Under Minimum Limit of Detection	Cs137	8.3	Bq/kg raw
			Cs134	—	Bq/kg raw	±	—	Bq/kg raw		Cs134	7.8	Bq/kg raw
Raw cotton	Ogawa, Iwaki	Sep-20	Cs137	—	Bq/kg raw	±	—	Bq/kg raw	Under Minimum Limit of Detection	Cs137	6.4	Bq/kg raw
			Cs134	—	Bq/kg raw	±	—	Bq/kg raw		Cs134	5.9	Bq/kg raw
Raw cotton	Tairahirakubo, Iwaki	Sep-20	Cs137	—	Bq/kg raw	±	—	Bq/kg raw	Under Minimum Limit of Detection	Cs137	9.3	Bq/kg raw
			Cs134	—	Bq/kg raw	±	—	Bq/kg raw		Cs134	8.2	Bq/kg raw
Raw cotton	Onahamakamikaziro, Iwaki	Sep-20	Cs137	—	Bq/kg raw	±	—	Bq/kg raw	Under Minimum Limit of Detection	Cs137	6.7	Bq/kg raw
			Cs134	—	Bq/kg raw	±	—	Bq/kg raw		Cs134	5.9	Bq/kg raw
Raw cotton	Onahamanoda, Iwaki	Sep-20	Cs137	—	Bq/kg raw	±	—	Bq/kg raw	Under Minimum Limit of Detection	Cs137	8.1	Bq/kg raw
			Cs134	—	Bq/kg raw	±	—	Bq/kg raw		Cs134	7.1	Bq/kg raw
Raw cotton	Takijiri, Izumi, Iwaki	Sep-20	Cs137	—	Bq/kg raw	±	—	Bq/kg raw	Under Minimum Limit of Detection	Cs137	7.1	Bq/kg raw
			Cs134	—	Bq/kg raw	±	—	Bq/kg raw		Cs134	6.5	Bq/kg raw
Raw cotton	Kaminemoto, Tono, Iwaki	Sep-20	Cs137	—	Bq/kg raw	±	—	Bq/kg raw	Under Minimum Limit of Detection	Cs137	8.2	Bq/kg raw
			Cs134	—	Bq/kg raw	±	—	Bq/kg raw		Cs134	7.8	Bq/kg raw
Soil	Tomioka, Futaba, Fukushima	Jan-21	Cs137	2120.0	Bq/kg dry	±	217.0	Bq/kg dry	2213.4	Cs137	4.7	Bq/kg dry
			Cs134	93.4	Bq/kg dry	±	10.4	Bq/kg dry		Cs134	3.7	Bq/kg dry
Soil	Tomioka, Futaba, Fukushima	Jan-21	Cs137	1240.0	Bq/kg dry	±	126.0	Bq/kg dry	1286.1	Cs137	2.8	Bq/kg dry
			Cs134	46.1	Bq/kg dry	±	5.3	Bq/kg dry		Cs134	2.4	Bq/kg dry
Soil	Hirono, Futaba, Fukushima	Jan-21	Cs137	405.0	Bq/kg dry	±	41.8	Bq/kg dry	420.1	Cs137	2.0	Bq/kg dry
			Cs134	15.1	Bq/kg dry	±	2.0	Bq/kg dry		Cs134	2.1	Bq/kg dry
Soil	Kamiyagyu, Yotsukura, Iwaki	Jan-21	Cs137	262.0	Bq/kg dry	±	27.5	Bq/kg dry	273.5	Cs137	1.9	Bq/kg dry
			Cs134	11.5	Bq/kg dry	±	1.6	Bq/kg dry		Cs134	1.9	Bq/kg dry
Soil	Ogawa, Iwaki	Jan-21	Cs137	129.0	Bq/kg dry	±	14.1	Bq/kg dry	135.8	Cs137	2.2	Bq/kg dry
			Cs134	6.8	Bq/kg dry	±	1.3	Bq/kg dry		Cs134	2.4	Bq/kg dry
Soil	Tairahirakubo, Iwaki	Jan-21	Cs137	309.0	Bq/kg dry	±	32.9	Bq/kg dry	322.5	Cs137	3.5	Bq/kg dry
			Cs134	13.5	Bq/kg dry	±	2.3	Bq/kg dry		Cs134	3.5	Bq/kg dry
Soil	Onahamakamikaziro, Iwaki	Jan-21	Cs137	173.0	Bq/kg dry	±	18.4	Bq/kg dry	178.9	Cs137	1.7	Bq/kg dry
			Cs134	5.9	Bq/kg dry	±	1.0	Bq/kg dry		Cs134	1.4	Bq/kg dry

※"—" used in Measurement Result and Uncertainty shows that the value is below the detection limit.

But it does not necessary mean 0(zero)Bq/kg.



★Gamma-ray

(Bq/kg raw:Weight of raw sample Bq/kg dry:Weight of dried sample)

Samples	Sampling Point	Sampling Month	Measurement Result		Uncertainty		Total Amount of Cesium	Minimum Limit of Detection			
Soil	Onahamanoda, Iwaki	Jan-21	Cs137	132.0	Bq/kg dry	± 14.2	Bq/kg dry	136.8	Cs137	1.5	Bq/kg dry
			Cs134	4.8	Bq/kg dry	± 0.8	Bq/kg dry		Cs134	1.7	Bq/kg dry
Soil	Takijiri, Izumi, Iwaki	Jan-21	Cs137	70.3	Bq/kg dry	± 7.7	Bq/kg dry	72.9	Cs137	1.4	Bq/kg dry
			Cs134	2.6	Bq/kg dry	± 0.6	Bq/kg dry		Cs134	1.7	Bq/kg dry
Soil	Kaminemoto, Tono, Iwaki	Jan-21	Cs137	154.0	Bq/kg dry	± 16.2	Bq/kg dry	161.1	Cs137	2.2	Bq/kg dry
			Cs134	7.1	Bq/kg dry	± 1.1	Bq/kg dry		Cs134	1.7	Bq/kg dry
Soil (in the park)	Osawa Park ChuoudaiTakaku, Iwaki	Jan-21	Cs137	4020.0	Bq/kg dry	± 407.0	Bq/kg dry	4194.0	Cs137	5.2	Bq/kg dry
			Cs134	174.0	Bq/kg dry	± 18.6	Bq/kg dry		Cs134	4.2	Bq/kg dry
Soil (in the park)	Osawa Park ChuoudaiTakaku, Iwaki	Jan-21	Cs137	1910.0	Bq/kg dry	± 195.0	Bq/kg dry	1984.0	Cs137	4.1	Bq/kg dry
			Cs134	74.0	Bq/kg dry	± 8.3	Bq/kg dry		Cs134	3.7	Bq/kg dry
Soil (in the park)	Osawa Park ChuoudaiTakaku, Iwaki	Jan-21	Cs137	1210.0	Bq/kg dry	± 125.0	Bq/kg dry	1263.8	Cs137	3.6	Bq/kg dry
			Cs134	53.8	Bq/kg dry	± 6.1	Bq/kg dry		Cs134	3.2	Bq/kg dry
Soil (in the park)	Osawa Park ChuoudaiTakaku, Iwaki	Jan-21	Cs137	1110.0	Bq/kg dry	± 115.0	Bq/kg dry	1157.2	Cs137	5.0	Bq/kg dry
			Cs134	47.2	Bq/kg dry	± 6.1	Bq/kg dry		Cs134	4.8	Bq/kg dry
Soil (in the park) under the slide	Osawa Park ChuoudaiTakaku, Iwaki	Jan-21	Cs137	806.0	Bq/kg dry	± 82.3	Bq/kg dry	838.8	Cs137	2.4	Bq/kg dry
			Cs134	32.8	Bq/kg dry	± 3.8	Bq/kg dry		Cs134	2.2	Bq/kg dry
Soil (in the park)	Osawa Park ChuoudaiTakaku, Iwaki	Jan-21	Cs137	306.0	Bq/kg dry	± 31.9	Bq/kg dry	317.5	Cs137	1.8	Bq/kg dry
			Cs134	11.5	Bq/kg dry	± 1.6	Bq/kg dry		Cs134	2.0	Bq/kg dry
Soil (in the park) under the Swing	Osawa Park ChuoudaiTakaku, Iwaki	Jan-21	Cs137	264.0	Bq/kg dry	± 27.4	Bq/kg dry	275.9	Cs137	1.7	Bq/kg dry
			Cs134	11.9	Bq/kg dry	± 1.6	Bq/kg dry		Cs134	2.0	Bq/kg dry
Soil (in the park) under the Horizontal bar	Osawa Park ChuoudaiTakaku, Iwaki	Jan-21	Cs137	205.0	Bq/kg dry	± 21.2	Bq/kg dry	213.0	Cs137	1.2	Bq/kg dry
			Cs134	8.0	Bq/kg dry	± 1.1	Bq/kg dry		Cs134	1.5	Bq/kg dry
Soil (in the park) under the Playground equipment	Osawa Park ChuoudaiTakaku, Iwaki	Jan-21	Cs137	124.0	Bq/kg dry	± 13.0	Bq/kg dry	129.4	Cs137	1.0	Bq/kg dry
			Cs134	5.4	Bq/kg dry	± 0.8	Bq/kg dry		Cs134	1.3	Bq/kg dry
Soil (in the park)	Osawa Park ChuoudaiTakaku, Iwaki	Jan-21	Cs137	123.0	Bq/kg dry	± 13.4	Bq/kg dry	129.1	Cs137	1.9	Bq/kg dry
			Cs134	6.1	Bq/kg dry	± 1.1	Bq/kg dry		Cs134	2.1	Bq/kg dry
Soil (in the park) under the Swing	Osawa Park ChuoudaiTakaku, Iwaki	Jan-21	Cs137	—	Bq/kg dry	± —	Bq/kg dry	Under Minimum Limit of Detection	Cs137	1.9	Bq/kg dry
			Cs134	—	Bq/kg dry	± —	Bq/kg dry		Cs134	1.5	Bq/kg dry
Soil (in the park)	Izumigaoka-Minami Park 2Izumigaokka, Iwaki	Jan-21	Cs137	462.0	Bq/kg dry	± 47.8	Bq/kg dry	479.4	Cs137	2.2	Bq/kg dry
			Cs134	17.4	Bq/kg dry	± 2.2	Bq/kg dry		Cs134	2.2	Bq/kg dry
Soil (in the park) under the Playground equipment	Izumigaoka-Minami Park 2Izumigaokka, Iwaki	Jan-21	Cs137	438.0	Bq/kg dry	± 45.4	Bq/kg dry	455.5	Cs137	2.1	Bq/kg dry
			Cs134	17.5	Bq/kg dry	± 2.3	Bq/kg dry		Cs134	2.1	Bq/kg dry
Soil (in the park)	Izumigaoka-Minami Park 2Izumigaokka, Iwaki	Jan-21	Cs137	220.0	Bq/kg dry	± 23.4	Bq/kg dry	231.7	Cs137	1.7	Bq/kg dry
			Cs134	11.7	Bq/kg dry	± 1.5	Bq/kg dry		Cs134	1.7	Bq/kg dry
Soil (in the park)	Izumigaoka-Minami Park 2Izumigaokka, Iwaki	Jan-21	Cs137	213.0	Bq/kg dry	± 22.5	Bq/kg dry	220.7	Cs137	1.9	Bq/kg dry
			Cs134	7.7	Bq/kg dry	± 1.2	Bq/kg dry		Cs134	2.1	Bq/kg dry
Soil (in the park)	Izumigaoka-Minami Park 2Izumigaokka, Iwaki	Jan-21	Cs137	74.8	Bq/kg dry	± 8.2	Bq/kg dry	74.8	Cs137	2.2	Bq/kg dry
			Cs134	—	Bq/kg dry	± —	Bq/kg dry		Cs134	1.7	Bq/kg dry
Soil (in the park) under the Playground equipment	Izumigaoka-Minami Park 2Izumigaokka, Iwaki	Jan-21	Cs137	34.1	Bq/kg dry	± 3.9	Bq/kg dry	34.1	Cs137	1.2	Bq/kg dry
			Cs134	—	Bq/kg dry	± —	Bq/kg dry		Cs134	1.2	Bq/kg dry
Soil (in the park)	Ohata Park Shimokawa, Izumi, Iwaki	Jan-21	Cs137	1360.0	Bq/kg dry	± 138.0	Bq/kg dry	1395.9	Cs137	3.1	Bq/kg dry
			Cs134	35.9	Bq/kg dry	± 4.3	Bq/kg dry		Cs134	3.0	Bq/kg dry
Soil (in the park)	Ohata Park Shimokawa, Izumi, Iwaki	Jan-21	Cs137	894.0	Bq/kg dry	± 92.0	Bq/kg dry	930.2	Cs137	3.0	Bq/kg dry
			Cs134	36.2	Bq/kg dry	± 4.4	Bq/kg dry		Cs134	3.0	Bq/kg dry
Soil (in the park)	Ohata Park Shimokawa, Izumi, Iwaki	Jan-21	Cs137	799.0	Bq/kg dry	± 82.1	Bq/kg dry	830.3	Cs137	2.8	Bq/kg dry
			Cs134	31.3	Bq/kg dry	± 3.8	Bq/kg dry		Cs134	2.6	Bq/kg dry
Soil (in the park)	Ohata Park Shimokawa, Izumi, Iwaki	Jan-21	Cs137	251.0	Bq/kg dry	± 25.8	Bq/kg dry	263.1	Cs137	1.0	Bq/kg dry
			Cs134	12.1	Bq/kg dry	± 1.4	Bq/kg dry		Cs134	1.0	Bq/kg dry

※"_" used in Measurement Result and Uncertainty shows that the value is below the detection limit.

But it does not necessary mean 0(zero)Bq/kg.

★Gamma-ray

(Bq/kg raw:Weight of raw sample Bq/kg dry:Weight of dried sample)




Samples	Sampling Point	Sampling Month	Measurement Result		Uncertainty		Total Amount of Cesium	Minimum Limit of Detection	
Soil(in the park)under the Playground equipment	Ohata Park Shimokawa, Izumi, Iwaki	Jan-21	Cs137	103.0 Bq/kg dry	± 11.6 Bq/kg dry	107.8	Cs137	2.0 Bq/kg dry	
			Cs134	4.8 Bq/kg dry	± 1.1 Bq/kg dry		Cs134	2.2 Bq/kg dry	
Soil (in the park) under the slide	Ohata Park Shimokawa, Izumi, Iwaki	Jan-21	Cs137	19.4 Bq/kg dry	± 2.3 Bq/kg dry	19.4	Cs137	1.1 Bq/kg dry	
			Cs134	— Bq/kg dry	± — Bq/kg dry		Cs134	4.1 Bq/kg dry	
Soil (in the park)	Ohata Park Shimokawa, Izumi, Iwaki	Jan-21	Cs137	— Bq/kg dry	± — Bq/kg dry	Under Minimum Limit of Detection	Cs137	2.8 Bq/kg dry	
			Cs134	— Bq/kg dry	± — Bq/kg dry		Cs134	2.8 Bq/kg dry	
Vacuum cleaner dust	Kashima-ku, Minamisoma, Fukushima	Feb-21	Cs137	1994.2 Bq/kg raw	± 171.6 Bq/kg raw	2069.8	Cs137	12.9 Bq/kg raw	
			Cs134	75.6 Bq/kg raw	± 13.8 Bq/kg raw		Cs134	11.7 Bq/kg raw	
Vacuum cleaner dust(Dyson)	Onahama-hanabatake, Iwaki	Dec-20	Cs137	769.2 Bq/kg raw	± 71.1 Bq/kg raw	796.1	Cs137	7.6 Bq/kg raw	
			Cs134	26.9 Bq/kg raw	± 8.3 Bq/kg raw		Cs134	6.5 Bq/kg raw	

※"_" used in Measurement Result and Uncertainty shows that the value is below the detection limit.

But it does not necessary mean 0(zero)Bq/kg.



★Gamma-ray

Measuring instrument		Feature	Guide to lower limit※
NaI Scintillation Spectrometer			
Product of ATOMTEX AT1320A 	Product of BERTHOLD LB2045 	· Gamma-ray spectrometer with NaI scintillation detector.	Food (Sample 1kg) Lower limit 1.0Bq/Kg Soil (Sample 1kg) Lower limit 2.5Bq/Kg Material (Sample 1kg) Lower limit 1.0Bq/Kg Water (Sample 20L) Lower limit 0.02Bq/L
Germanium Semiconductor detector			
ORTEC GEM30-70 		· Radioactivity measurement series. Quantitative analysis based on "Gamma-ray spectrometry with germanium semiconductor detector." · Relative efficiency 35%	Food (Sample 2kg) Lower limit 0.04Bq/Kg Soil (Sample 1kg) Lower limit 0.06Bq/Kg Material (Sample 1kg) Lower limit 0.06Bq/Kg Water (Sample 20L) Lower limit 0.001Bq/L

※The lower limit varies depending on the sample weight and measurement time.

Measuring instrument: Germanium Semiconductor detector (Bq/kg raw: Weight of raw sample Bq/kg dry: Weight of dried sample)

Samples	Sampling Point	Sampling Month	Measurement Result		Uncertainty		Total Amount of Cesium	Minimum Limit of Detection	
Brown rice	Namie, Futaba, Fukushima	Oct-20	Cs137	2.8 Bq/kg raw	± 0.04 Bq/kg raw	2.9	Cs137	0.04 Bq/kg raw	
			Cs134	0.1 Bq/kg raw	± 0.02 Bq/kg raw		Cs134	0.04 Bq/kg raw	
Rice	Tomioka, Futaba, Fukushima	Oct-20	Cs137	0.5 Bq/kg raw	± 0.02 Bq/kg raw	0.5	Cs137	0.04 Bq/kg raw	
			Cs134	— Bq/kg raw	± — Bq/kg raw		Cs134	0.04 Bq/kg raw	
Rice	Nihonmatsu, Fukushima	Oct-20	Cs137	0.3 Bq/kg raw	± 0.02 Bq/kg raw	0.3	Cs137	0.04 Bq/kg raw	
			Cs134	— Bq/kg raw	± — Bq/kg raw		Cs134	0.05 Bq/kg raw	
Rice	Tairakoizumi, Iwaki	Oct-20	Cs137	0.1 Bq/kg raw	± 0.02 Bq/kg raw	0.1	Cs137	0.04 Bq/kg raw	
			Cs134	— Bq/kg raw	± — Bq/kg raw		Cs134	0.04 Bq/kg raw	
Leek	Iwaki city	Jan-21	Cs137	— Bq/kg raw	± — Bq/kg raw	Under Minimum Limit of Detection	Cs137	0.1 Bq/kg raw	
			Cs134	— Bq/kg raw	± — Bq/kg raw		Cs134	0.1 Bq/kg raw	
Canola flower	Iwaki city	Jan-21	Cs137	— Bq/kg raw	± — Bq/kg raw	Under Minimum Limit of Detection	Cs137	0.1 Bq/kg raw	
			Cs134	— Bq/kg raw	± — Bq/kg raw		Cs134	0.1 Bq/kg raw	
Butterbur sprout (Wiled)	Kashima-ku, Minamisoma, Fukushima	Feb-21	Cs137	2.0 Bq/kg raw	± 0.2 Bq/kg raw	2.0	Cs137	0.3 Bq/kg raw	
			Cs134	— Bq/kg raw	± — Bq/kg raw		Cs134	0.3 Bq/kg raw	
Ostrich fern	Shonai, Yamagata	Feb-21	Cs137	0.3 Bq/kg raw	± 0.1 Bq/kg raw	0.3	Cs137	0.2 Bq/kg raw	
			Cs134	— Bq/kg raw	± — Bq/kg raw		Cs134	0.2 Bq/kg raw	
Golden oyster mushroom	Otama, Adachi, Fukushima	Jan-21	Cs137	6.1 Bq/kg raw	± 0.1 Bq/kg raw	6.4	Cs137	0.2 Bq/kg raw	
			Cs134	0.3 Bq/kg raw	± 0.1 Bq/kg raw		Cs134	0.2 Bq/kg raw	
Citron	Iwaki city	Jan-21	Cs137	0.2 Bq/kg raw	± 0.04 Bq/kg raw	0.2	Cs137	0.09 Bq/kg raw	
			Cs134	— Bq/kg raw	± — Bq/kg raw		Cs134	0.09 Bq/kg raw	
Dried persimmon	Fukushima, Fukushima	Jan-21	Cs137	5.0 Bq/kg raw	± 0.2 Bq/kg raw	5.3	Cs137	0.3 Bq/kg raw	
			Cs134	0.3 Bq/kg raw	± 0.1 Bq/kg raw		Cs134	0.3 Bq/kg raw	
Dried persimmon	Date, Fukushima	Jan-21	Cs137	1.2 Bq/kg raw	± 0.1 Bq/kg raw	1.2	Cs137	0.3 Bq/kg raw	
			Cs134	— Bq/kg raw	± — Bq/kg raw		Cs134	0.3 Bq/kg raw	
Peanut	Ibaraki Pref.	Jan-21	Cs137	0.6 Bq/kg raw	± 0.05 Bq/kg raw	0.6	Cs137	0.09 Bq/kg raw	
			Cs134	— Bq/kg raw	± — Bq/kg raw		Cs134	0.08 Bq/kg raw	
Conger eel	Fukushima Pref.	Jan-21	Cs137	0.3 Bq/kg raw	± 0.1 Bq/kg raw	0.3	Cs137	0.2 Bq/kg raw	
			Cs134	— Bq/kg raw	± — Bq/kg raw		Cs134	0.2 Bq/kg raw	
Dolphin(Meet)	Iwate Pref.	Jan-21	Cs137	— Bq/kg raw	± — Bq/kg raw	Under Minimum Limit of Detection	Cs137	0.2 Bq/kg raw	
			Cs134	— Bq/kg raw	± — Bq/kg raw		Cs134	0.2 Bq/kg raw	
Dried seaweed	Tokushima Pref.	Jan-21	Cs137	— Bq/kg raw	± — Bq/kg raw	Under Minimum Limit of Detection	Cs137	0.1 Bq/kg raw	
			Cs134	— Bq/kg raw	± — Bq/kg raw		Cs134	0.1 Bq/kg raw	
Mekabu seaweed	Ise, Mie	Jan-21	Cs137	— Bq/kg raw	± — Bq/kg raw	Under Minimum Limit of Detection	Cs137	0.08 Bq/kg raw	
			Cs134	— Bq/kg raw	± — Bq/kg raw		Cs134	0.09 Bq/kg raw	

※"—"used in Measurement Result and Uncertainty shows that the value is below the detection limit.

But it does not necessary mean 0(zero)Bq/kg.

★Gamma-ray

(Bq/kg raw:Weight of raw sample Bq/kg dry:Weight of dried sample)



Samples	Sampling Point	Sampling Month	Measurement Result		Uncertainty		Total Amount of Cesium	Minimum Limit of Detection	
Sake	Aizubange, Kawanuma, Fukushima	Jul-20	Cs137	0.03 Bq/L	± 0.01 Bq/L	0.03	Cs137	0.03 Bq/L	
			Cs134	— Bq/L	± — Bq/L		Cs134	0.03 Bq/L	
Raw cotton	Tomioka, Futaba, Fukushima	Dec-20	Cs137	9.3 Bq/kg raw	± 0.3 Bq/kg raw	9.8	Cs137	0.4 Bq/kg raw	
			Cs134	0.5 Bq/kg raw	± 0.2 Bq/kg raw		Cs134	0.4 Bq/kg raw	
Raw cotton	Hirono, Futaba, Fukushima	Dec-20	Cs137	9.3 Bq/kg raw	± 0.4 Bq/kg raw	10.1	Cs137	0.4 Bq/kg raw	
			Cs134	0.8 Bq/kg raw	± 0.2 Bq/kg raw		Cs134	0.5 Bq/kg raw	
River water	River Takase, Fukushima Pref.	Dec-20	Cs137	0.049 Bq/L	± 0.001 Bq/L	0.05	Cs137	0.001 Bq/L	
			Cs134	0.001 Bq/L	± 0.0006 Bq/L		Cs134	0.001 Bq/L	
River water	River Abukuma, Miyagi Pref.	Dec-20	Cs137	0.004 Bq/L	± 0.0005 Bq/L	0.004	Cs137	0.001 Bq/L	
			Cs134	— Bq/L	± — Bq/L		Cs134	0.001 Bq/L	
Sediment Filter (Water purifier)	Iwaki city	Oct-20	Cs137	— Bq/kg raw	± — Bq/kg raw	Under Minimum Limit of Detection	Cs137	3.2 Bq/kg raw	
			Cs134	— Bq/kg raw	± — Bq/kg raw		Cs134	3.5 Bq/kg raw	

※"_"used in Measurement Result and Uncertainty shows that the value is below the detection limit.

But it does not necessary mean 0(zero)Bq/kg.



★Beta-ray

Measuring instrument		Feature
Liquid Scintillation Counter		
Product of Hidex HIDEX 300SLL	Product of PerkinElmer Japan Quantulus GCT 6220	Equipment for measuring low-energy beta-ray emission nuclides
		Measuring nuclide Strontium90 Half-life 30 years Organic bound Harf-life 12.3 years Free-water tritium Harf-life 12.3 years All samples are measured in liquid condition after several days of pretreatment.

(Bq/Kg raw:Weight of raw sample Bq/Kg dry:Weight of dried sample)

Samples	Sampling Point	Sampling Month	Measurement Result		Uncertainty			Minimum Limit of Detection	
Dried small sardines	Kyoto Pref.	Nov-20	T (Organic)	Under Minimum Limit of Detection Bq/kg dry	±	—	Bq/kg dry	1.09	Bq/kg dry
Water of pond①	Namie, Futaba, Fukushima	Jan-21	T (Free)	Under Minimum Limit of Detection Bq/L	±	—	Bq/L	1.55	Bq/L
Water of pond②	Namie, Futaba, Fukushima	Jan-21	T (Free)	Under Minimum Limit of Detection Bq/L	±	—	Bq/L	1.55	Bq/L
Brown rice①	Takahama, Oi, Fukui	Oct-20	Sr90	Under Minimum Limit of Detection Bq/kg dry	±	—	Bq/kg dry	0.12	Bq/kg dry
Brown rice②	Oi, Oi, Fukui	Oct-20	Sr90	Under Minimum Limit of Detection Bq/kg dry	±	—	Bq/kg dry	0.13	Bq/kg dry
Greenling	Off the coast of Fukushima Nuclear Power Plant1	Apr-19	Sr90	Under Minimum Limit of Detection Bq/kg dry	±	—	Bq/kg dry	0.14	Bq/kg dry
White rockfish	Off the coast of Fukushima Nuclear Power Plant1	Jun-20	Sr90	0.68 Bq/kg dry	±	0.13	Bq/kg dry	0.18	Bq/kg dry
White rockfish	Off the coast of Fukushima Nuclear Power Plant1	Jun-20	Sr90	0.31 Bq/kg dry	±	0.08	Bq/kg dry	0.12	Bq/kg dry
Yellowtail	Kasumi, Hyogo	Nov-20	Sr90	Under Minimum Limit of Detection Bq/kg dry	±	—	Bq/kg dry	0.11	Bq/kg dry
Mix Dried small sardines	Maizuru, Kyoto	Nov-20	Sr90	Under Minimum Limit of Detection Bq/kg dry	±	—	Bq/kg dry	0.11	Bq/kg dry
Dried small sardines (Japanese anchovy)	Kyoto Pref.	Nov-20	Sr90	Under Minimum Limit of Detection Bq/kg dry	±	—	Bq/kg dry	0.11	Bq/kg dry
Wood	Scandinavia (production)	Aug-20	Sr90	3.69 Bq/kg dry	±	0.36	Bq/kg dry	0.29	Bq/kg dry
Pine cone	Hirono, Futaba, Fukushima	Apr-19	Sr90	1.29 Bq/kg dry	±	0.28	Bq/kg dry	0.33	Bq/kg dry
Pine cone	Kamitakaku, Taira, Iwaki	Apr-19	Sr90	0.35 Bq/kg dry	±	0.22	Bq/kg dry	0.34	Bq/kg dry
Soil	Onahama, Iwaki	May-20	Sr90	Under Minimum Limit of Detection Bq/kg dry	±	—	Bq/kg dry	1.59	Bq/kg dry
Soil	Onahama, Iwaki	May-20	Sr90	Under Minimum Limit of Detection Bq/kg dry	±	—	Bq/kg dry	1.62	Bq/kg dry
Soil	Nakatsugawa, Gihu	Feb-19	Sr90	Under Minimum Limit of Detection Bq/kg dry	±	—	Bq/kg dry	1.58	Bq/kg dry
Pine cone	Ibusuki, Kagoshima	May-16	Sr90	502.19 Bq/kg dry	±	10.68	Bq/kg dry	2.26	Bq/kg dry

Measurement results of 16 items by germanium semiconductor detector

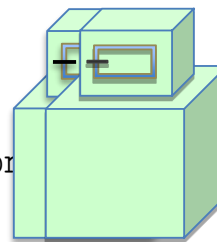
Dr. Tetsuji Imanaka, Institute of Multiple Nuclear Science, Kyoto University

In order to convey more measurement results to everyone, we have asked Dr. Tetsuji Imanaka of the Institute of Advanced Nuclear Science, Kyoto University, to measure low-dose samples using germanium semiconductor detectors. Measurement samples are not only from Fukushima Prefecture but also come from other prefectures. Please compare data based on measurements from various regions and use them to protect your children from radiation exposure.

★Gamma-ray

Measuring instrument: Germanium Semiconductor detector

- Product of CANBERRA(CA),USA GX3018 Relative efficiency 30% or more
- Product of ORTEC(OR),USA GMX25-70 Relative efficiency 35%



(Bq/kg raw:Weight of raw sample Bq/kg dry:Weight of dried sample)

Samples	Sampling Point	Sampling Month	Measuring instrument type	Measurement Result		Uncertainty		Total Amount of Cesium	Minimum Limit of Detection	
Rice	Ryouzen, Date, Fukushima	Oct-20	OR	Cs137	0.3 Bq/kg raw	± 0.04 Bq/kg raw	0.3	Cs137	— Bq/kg raw	— Bq/kg raw
				Cs134	— Bq/kg raw	± — Bq/kg raw		Cs134	— Bq/kg raw	
Rice	Marumori, Igu, Miyagi	Oct-20	OR	Cs137	0.2 Bq/kg raw	± 0.03 Bq/kg raw	0.2	Cs137	— Bq/kg raw	— Bq/kg raw
				Cs134	— Bq/kg raw	± — Bq/kg raw		Cs134	— Bq/kg raw	
Lotus root	Hanawa, Higashi-shirakawa, Fukushima	Dec-20	CA	Cs137	0.5 Bq/kg raw	± 0.05 Bq/kg raw	0.5	Cs137	— Bq/kg raw	— Bq/kg raw
				Cs134	— Bq/kg raw	± — Bq/kg raw		Cs134	— Bq/kg raw	
Ginkgo	Fukushima Pref.	Nov-20	CA	Cs137	0.7 Bq/kg raw	± 0.09 Bq/kg raw	0.7	Cs137	— Bq/kg raw	— Bq/kg raw
				Cs134	— Bq/kg raw	± — Bq/kg raw		Cs134	— Bq/kg raw	
Citron	Marumori, Igu, Miyagi	Dec-20	OR	Cs137	1.3 Bq/kg raw	± 0.05 Bq/kg raw	1.3	Cs137	— Bq/kg raw	— Bq/kg raw
				Cs134	— Bq/kg raw	± — Bq/kg raw		Cs134	— Bq/kg raw	
Citron	Date, Fukushima	Dec-20	OR	Cs137	8.8 Bq/kg raw	± 0.1 Bq/kg raw	9.2	Cs137	— Bq/kg raw	— Bq/kg raw
				Cs134	0.4 Bq/kg raw	± 0.03 Bq/kg raw		Cs134	— Bq/kg raw	
Shitake mushroom grown in log(dried)	Kyusyu (production)	Aug-20	CA	Cs137	4.2 Bq/kg raw	± 0.7 Bq/kg raw	4.2	Cs137	— Bq/kg raw	— Bq/kg raw
				Cs134	— Bq/kg raw	± — Bq/kg raw		Cs134	— Bq/kg raw	
Shitake mushroom grown in bacteria-bed(dried)	Tsukinoki, Shibata Yamagata	Dec-20	CA	Cs137	8.1 Bq/kg raw	± 1.4 Bq/kg raw	8.1	Cs137	— Bq/kg raw	— Bq/kg raw
				Cs134	— Bq/kg raw	± — Bq/kg raw		Cs134	— Bq/kg raw	
Dried shiitake mushroom	Date, Fukushima	Dec-20	CA	Cs137	32.0 Bq/kg raw	± 1 Bq/kg raw	33.2	Cs137	— Bq/kg raw	— Bq/kg raw
				Cs134	1.2 Bq/kg raw	± 0.3 Bq/kg raw		Cs134	— Bq/kg raw	
Shitake mushroom grown in bacteria-bed(dried)	Soma, Fukushima	Dec-20	CA	Cs137	49.0 Bq/kg raw	± 2.0 Bq/kg raw	51.4	Cs137	— Bq/kg raw	— Bq/kg raw
				Cs134	2.4 Bq/kg raw	± 1 Bq/kg raw		Cs134	— Bq/kg raw	
Shitake mushroom grown in bacteria-bed	Kawamata, Date, Fukushima	Dec-20	CA	Cs137	1.6 Bq/kg raw	± 0.05 Bq/kg raw	2.2	Cs137	— Bq/kg raw	— Bq/kg raw
				Cs134	0.6 Bq/kg raw	± 0.02 Bq/kg raw		Cs134	— Bq/kg raw	
Oyster mushroom	Marumori, Igu, Miyagi	Dec-20	CA	Cs137	0.7 Bq/kg raw	± 0.05 Bq/kg raw	0.7	Cs137	— Bq/kg raw	— Bq/kg raw
				Cs134	— Bq/kg raw	± — Bq/kg raw		Cs134	— Bq/kg raw	
Walnut	Marumori, Igu, Miyagi	Nov-20	CA	Cs137	6.9 Bq/kg raw	± 1.0 Bq/kg raw	6.9	Cs137	— Bq/kg raw	— Bq/kg raw
				Cs134	— Bq/kg raw	± — Bq/kg raw		Cs134	— Bq/kg raw	
Kiwi fruit	Marumori, Igu, Miyagi	Dec-20	CA	Cs137	0.6 Bq/kg raw	± 0.04 Bq/kg raw	0.6	Cs137	— Bq/kg raw	— Bq/kg raw
				Cs134	— Bq/kg raw	± — Bq/kg raw		Cs134	— Bq/kg raw	
Raw egg	Iwaki city	Dec-20	OR	Cs137	— Bq/kg raw	± — Bq/kg raw	Under Minimum Limit of Detection	Cs137	0.1 Bq/kg raw	— Bq/kg raw
				Cs134	— Bq/kg raw	± — Bq/kg raw		Cs134	— Bq/kg raw	
Gomoku Okowa (Homemade)	Jyoban, Iwaki	Sep-20	OR	Cs137	0.3 Bq/kg raw	± 0.09 Bq/kg raw	0.3	Cs137	— Bq/kg raw	— Bq/kg raw
				Cs134	— Bq/kg raw	± — Bq/kg raw		Cs134	— Bq/kg raw	

※"_" used in Measurement Result and Uncertainty shows that the value is below the detection limit.

But it does not necessary mean 0(zero)Bq/kg.

