



# Radiation Measurement Results of 149 Items in January






When samples include natural radionuclides we can't deny the possibility of their radiation value counted together in our results.

The list below only shows the measurement results of the samples brought in.

Radioactive contamination level may differ according to sampling points even within the same address.

## ★Gamma-ray

Measuring instrument		Feature	Guide to lower limit※
Na I Scintillation Spectrometer			
Product of ATOMTEX AT1320A 	Product of BERTHOLD LB2045 	· Gamma-ray spectrometer with Na I scintillation detector.	Food (Sample 1kg) Lower limit 1.0Bq/Kg Soil (Sample 1kg) Lower limit 2.5Bq/Kg Material (Sample 1kg) Lower limit 1.0Bq/Kg Water (Sample 20L Lower limit 0.02Bq/L
Germanium Semiconductor detector			
ORTEC GEM30-70 		· Radioactivity measurement series. Quantitative analysis based on "Gamma-ray spectrometry with germanium semiconductor detector." · Relative efficiency 35%	Food (Sample 2kg) Lower limit 0.04Bq/Kg Soil (Sample 1kg) Lower limit 0.06Bq/Kg Material (Sample 1kg) Lower limit 0.06Bq/Kg Water (Sample 20L Lower limit 0.001Bq/L

※The lower limit varies depending on the sample weight and measurement time.

Measuring instrument:Na I Scintillation Spectrometer (Bq/kg raw:Weight of raw sample Bq/kg dry:Weight of dried sample)

Samples	Sampling Point	Sampling Month	Measurement Result		Uncertainty		Total Amount of Cesium	Minimum Limit of Detection	
			Cs137	Cs134	±	±		Cs137	Cs134
Taro	Namie,Futaba, Fukushima	Jan-21	Cs137	4.7	± 1.7	± 1.7	4.7	Cs137	2.2
			Cs134	—	± —	± —		Cs134	2.1
Sweet potato	Iwaki city	Oct-20	Cs137	—	± —	± —	Under Minimum Limit of Detection	Cs137	2.3
			Cs134	—	± —	± —		Cs134	2.1
Jerusalem artichoke	Iwaki city	Jan-21	Cs137	—	± —	± —	Under Minimum Limit of Detection	Cs137	1.8
			Cs134	—	± —	± —		Cs134	1.6
Carrot	Namie,Futaba, Fukushima	Jan-21	Cs137	—	± —	± —	Under Minimum Limit of Detection	Cs137	2.0
			Cs134	—	± —	± —		Cs134	1.8
Japanese red radish	Tairashimokabeya, Iwaki	Jan-21	Cs137	—	± —	± —	Under Minimum Limit of Detection	Cs137	2.0
			Cs134	—	± —	± —		Cs134	1.9
Turnip(pulp)	Iwaki city	Jan-21	Cs137	—	± —	± —	Under Minimum Limit of Detection	Cs137	2.3
			Cs134	—	± —	± —		Cs134	2.2
Turnip (leaf)	Iwaki city	Jan-21	Cs137	—	± —	± —	Under Minimum Limit of Detection	Cs137	2.6
			Cs134	—	± —	± —		Cs134	2.0
Lettuce	Iwaki city	Jan-21	Cs137	—	± —	± —	Under Minimum Limit of Detection	Cs137	3.9
			Cs134	—	± —	± —		Cs134	3.7
Spinach	Gunma Pref.	Jan-21	Cs137	—	± —	± —	Under Minimum Limit of Detection	Cs137	1.9
			Cs134	—	± —	± —		Cs134	1.5
Japanese mustard spinach	Ibaraki Pref.	Jan-21	Cs137	—	± —	± —	Under Minimum Limit of Detection	Cs137	3.8
			Cs134	—	± —	± —		Cs134	3.1
Canola flower	Chiba Pref.	Jan-21	Cs137	—	± —	± —	Under Minimum Limit of Detection	Cs137	3.1
			Cs134	—	± —	± —		Cs134	2.9
Wasabi greens	Iwaki city	Jan-21	Cs137	—	± —	± —	Under Minimum Limit of Detection	Cs137	3.5
			Cs134	—	± —	± —		Cs134	3.3
Chijimi Yukina	Miyagi Pref.	Jan-21	Cs137	—	± —	± —	Under Minimum Limit of Detection	Cs137	4.9
			Cs134	—	± —	± —		Cs134	4.0
Sendai Yukina	Fukushima, Fukushima	Jan-21	Cs137	—	± —	± —	Under Minimum Limit of Detection	Cs137	4.0
			Cs134	—	± —	± —		Cs134	3.5

※"\_" used in Measurement Result and Uncertainty shows that the value is below the detection limit.

But it does not necessary mean 0(zero)Bq/kg.

★Gamma-ray

(Bq/kg raw:Weight of raw sample Bq/kg dry:Weight of dried sample)

Samples	Sampling Point	Sampling Month	Measurement Result		Uncertainty		Total Amount of Cesium	Minimum Limit of Detection				
Tatsoi	Hirono, Futaba, Fukushima	Jan-21	Cs137	—	Bq/kg raw	±	—	Bq/kg raw	Under Minimum Limit of Detection	Cs137	4.5	Bq/kg raw
			Cs134	—	Bq/kg raw	±	—	Bq/kg raw		Cs134	3.7	Bq/kg raw
Yacon	Namie, Futaba, Fukushima	Jan-21	Cs137	5.6	Bq/kg raw	±	1.5	Bq/kg raw	5.6	Cs137	1.7	Bq/kg raw
			Cs134	—	Bq/kg raw	±	—	Bq/kg raw		Cs134	1.5	Bq/kg raw
Yacon	Hirono, Futaba, Fukushima	Jan-21	Cs137	—	Bq/kg raw	±	—	Bq/kg raw	Under Minimum Limit of Detection	Cs137	2.0	Bq/kg raw
			Cs134	—	Bq/kg raw	±	—	Bq/kg raw		Cs134	1.9	Bq/kg raw
Yacon	Otama, Adachi, Fukushima	Jan-21	Cs137	—	Bq/kg raw	±	—	Bq/kg raw	Under Minimum Limit of Detection	Cs137	1.7	Bq/kg raw
			Cs134	—	Bq/kg raw	±	—	Bq/kg raw		Cs134	1.5	Bq/kg raw
Cauliflower	Iwaki city	Jan-21	Cs137	—	Bq/kg raw	±	—	Bq/kg raw	Under Minimum Limit of Detection	Cs137	2.4	Bq/kg raw
			Cs134	—	Bq/kg raw	±	—	Bq/kg raw		Cs134	2.2	Bq/kg raw
Snap garden peas	Kagoshima Pref.	Jan-21	Cs137	—	Bq/kg raw	±	—	Bq/kg raw	Under Minimum Limit of Detection	Cs137	2.3	Bq/kg raw
			Cs134	—	Bq/kg raw	±	—	Bq/kg raw		Cs134	2.0	Bq/kg raw
Green soybeans (boiled)	Tomitsu Iwaki	Aug-20	Cs137	—	Bq/kg raw	±	—	Bq/kg raw	Under Minimum Limit of Detection	Cs137	1.7	Bq/kg raw
			Cs134	—	Bq/kg raw	±	—	Bq/kg raw		Cs134	1.4	Bq/kg raw
Okra(boiled)	Tomitsu Iwaki	Aug-20	Cs137	—	Bq/kg raw	±	—	Bq/kg raw	Under Minimum Limit of Detection	Cs137	1.2	Bq/kg raw
			Cs134	—	Bq/kg raw	±	—	Bq/kg raw		Cs134	1.0	Bq/kg raw
Japanese yam	Hirata, Ishikawa, Fukushima	Jan-21	Cs137	—	Bq/kg raw	±	—	Bq/kg raw	Under Minimum Limit of Detection	Cs137	1.3	Bq/kg raw
			Cs134	—	Bq/kg raw	±	—	Bq/kg raw		Cs134	1.0	Bq/kg raw
Synurus pungens	Hanawa, Higashi-shirakawa, Fukushima	Dec-20	Cs137	14.1	Bq/kg raw	±	6.1	Bq/kg raw	14.1	Cs137	8.6	Bq/kg raw
			Cs134	—	Bq/kg raw	±	—	Bq/kg raw		Cs134	8.2	Bq/kg raw
Ginkgo	Namie, Futaba, Fukushima	Dec-20	Cs137	5.5	Bq/kg raw	±	1.3	Bq/kg raw	5.5	Cs137	1.3	Bq/kg raw
			Cs134	—	Bq/kg raw	±	—	Bq/kg raw		Cs134	1.2	Bq/kg raw
Wild Japanese parsley	Iwaki city	Jan-21	Cs137	—	Bq/kg raw	±	—	Bq/kg raw	Under Minimum Limit of Detection	Cs137	4.1	Bq/kg raw
			Cs134	—	Bq/kg raw	±	—	Bq/kg raw		Cs134	3.8	Bq/kg raw
Dried Japanese radish	Hirono, Futaba, Fukushima	Dec-20	Cs137	—	Bq/kg raw	±	—	Bq/kg raw	Under Minimum Limit of Detection	Cs137	2.9	Bq/kg raw
			Cs134	—	Bq/kg raw	±	—	Bq/kg raw		Cs134	2.3	Bq/kg raw
Dried Japanese radish	Hirata, Ishikawa, Fukushima	Dec-20	Cs137	—	Bq/kg raw	±	—	Bq/kg raw	Under Minimum Limit of Detection	Cs137	3.8	Bq/kg raw
			Cs134	—	Bq/kg raw	±	—	Bq/kg raw		Cs134	3.1	Bq/kg raw
Dried sweet potapo(homemade)	Ibaraki Pref.	Dec-20	Cs137	—	Bq/kg raw	±	—	Bq/kg raw	Under Minimum Limit of Detection	Cs137	1.9	Bq/kg raw
			Cs134	—	Bq/kg raw	±	—	Bq/kg raw		Cs134	1.8	Bq/kg raw
Dried persimmon	Hirata, Ishikawa, Fukushima	Jan-21	Cs137	2.7	Bq/kg raw	±	1.5	Bq/kg raw	2.7	Cs137	1.3	Bq/kg raw
			Cs134	—	Bq/kg raw	±	—	Bq/kg raw		Cs134	1.0	Bq/kg raw
Shitake mushroom grown in bacteria-bed	Nihonmatsu, Fukushima	Jan-21	Cs137	5.7	Bq/kg raw	±	1.9	Bq/kg raw	5.7	Cs137	2.4	Bq/kg raw
			Cs134	—	Bq/kg raw	±	—	Bq/kg raw		Cs134	2.0	Bq/kg raw
Shitake mushroom grown in bacteria-bed	Fukushima Pref.	Jan-21	Cs137	—	Bq/kg raw	±	—	Bq/kg raw	Under Minimum Limit of Detection	Cs137	3.0	Bq/kg raw
			Cs134	—	Bq/kg raw	±	—	Bq/kg raw		Cs134	2.6	Bq/kg raw
Shitake mushroom grown in bacteria-bed	Fukushima, Fukushima	Jan-21	Cs137	—	Bq/kg raw	±	—	Bq/kg raw	Under Minimum Limit of Detection	Cs137	1.6	Bq/kg raw
			Cs134	—	Bq/kg raw	±	—	Bq/kg raw		Cs134	1.4	Bq/kg raw
Nameko mushroom	Koriyama, Fukushima	Jan-21	Cs137	—	Bq/kg raw	±	—	Bq/kg raw	Under Minimum Limit of Detection	Cs137	1.3	Bq/kg raw
			Cs134	—	Bq/kg raw	±	—	Bq/kg raw		Cs134	1.0	Bq/kg raw
Golden oyster mushroom	Otama, Adachi, Fukushima	Jan-21	Cs137	5.1	Bq/kg raw	±	2.8	Bq/kg raw	5.1	Cs137	3.7	Bq/kg raw
			Cs134	—	Bq/kg raw	±	—	Bq/kg raw		Cs134	2.9	Bq/kg raw
Mackerel	Fukushima Pref.	Jan-21	Cs137	—	Bq/kg raw	±	—	Bq/kg raw	Under Minimum Limit of Detection	Cs137	1.1	Bq/kg raw
			Cs134	—	Bq/kg raw	±	—	Bq/kg raw		Cs134	1.0	Bq/kg raw
Willow flounder	Hisanohama Port /Iwaki	Jan-21	Cs137	—	Bq/kg raw	±	—	Bq/kg raw	Under Minimum Limit of Detection	Cs137	1.4	Bq/kg raw
			Cs134	—	Bq/kg raw	±	—	Bq/kg raw		Cs134	1.2	Bq/kg raw
Roundnose flounder (flesh · liver · egg)	Fukushima Pref.	Jan-21	Cs137	—	Bq/kg raw	±	—	Bq/kg raw	Under Minimum Limit of Detection	Cs137	1.8	Bq/kg raw
			Cs134	—	Bq/kg raw	±	—	Bq/kg raw		Cs134	1.7	Bq/kg raw

※"—" used in Measurement Result and Uncertainty shows that the value is below the detection limit.

But it does not necessary mean 0(zero)Bq/kg.



★Gamma-ray

(Bq/kg raw:Weight of raw sample Bq/kg dry:Weight of dried sample)

Samples	Sampling Point	Sampling Month	Measurement Result		Uncertainty		Total Amount of Cesium	Minimum Limit of Detection	
Gurnard	Fukushima Pref.	Jan-21	Cs137	— Bq/kg raw	± — Bq/kg raw	Under Minimum Limit of Detection	Cs137	1.2 Bq/kg raw	
			Cs134	— Bq/kg raw	± — Bq/kg raw		Cs134	1.0 Bq/kg raw	
Dolphin	Iwate Pref.	Jan-21	Cs137	— Bq/kg raw	± — Bq/kg raw	Under Minimum Limit of Detection	Cs137	1.3 Bq/kg raw	
			Cs134	— Bq/kg raw	± — Bq/kg raw		Cs134	1.0 Bq/kg raw	
Octopus	Soma, Fukushima	Jan-21	Cs137	— Bq/kg raw	± — Bq/kg raw	Under Minimum Limit of Detection	Cs137	1.5 Bq/kg raw	
			Cs134	— Bq/kg raw	± — Bq/kg raw		Cs134	1.4 Bq/kg raw	
Cod roe	Aomori Pref.	Jan-21	Cs137	— Bq/kg raw	± — Bq/kg raw	Under Minimum Limit of Detection	Cs137	1.0 Bq/kg raw	
			Cs134	— Bq/kg raw	± — Bq/kg raw		Cs134	1.0 Bq/kg raw	
Wakame seaweed	Miyagi Pref.	Jan-21	Cs137	— Bq/kg raw	± — Bq/kg raw	Under Minimum Limit of Detection	Cs137	2.1 Bq/kg raw	
			Cs134	— Bq/kg raw	± — Bq/kg raw		Cs134	1.9 Bq/kg raw	
Apple	Fukushima Pref.	Dec-20	Cs137	— Bq/kg raw	± — Bq/kg raw	Under Minimum Limit of Detection	Cs137	1.9 Bq/kg raw	
			Cs134	— Bq/kg raw	± — Bq/kg raw		Cs134	1.7 Bq/kg raw	
Apple	Fukushima Pref.	Oct-20	Cs137	— Bq/kg raw	± — Bq/kg raw	Under Minimum Limit of Detection	Cs137	2.0 Bq/kg raw	
			Cs134	— Bq/kg raw	± — Bq/kg raw		Cs134	1.9 Bq/kg raw	
Apple	Hobara, Date, Fukushima	Dec-20	Cs137	— Bq/kg raw	± — Bq/kg raw	Under Minimum Limit of Detection	Cs137	1.8 Bq/kg raw	
			Cs134	— Bq/kg raw	± — Bq/kg raw		Cs134	1.7 Bq/kg raw	
Apple	Nagano Pref.	Oct-20	Cs137	— Bq/kg raw	± — Bq/kg raw	Under Minimum Limit of Detection	Cs137	2.3 Bq/kg raw	
			Cs134	— Bq/kg raw	± — Bq/kg raw		Cs134	2.0 Bq/kg raw	
Kiwi fruit	Iwaki city	Dec-20	Cs137	— Bq/kg raw	± — Bq/kg raw	Under Minimum Limit of Detection	Cs137	1.4 Bq/kg raw	
			Cs134	— Bq/kg raw	± — Bq/kg raw		Cs134	1.1 Bq/kg raw	
Mandarin orange	Nagasaki Pref.	Dec-20	Cs137	— Bq/kg raw	± — Bq/kg raw	Under Minimum Limit of Detection	Cs137	1.5 Bq/kg raw	
			Cs134	— Bq/kg raw	± — Bq/kg raw		Cs134	1.2 Bq/kg raw	
Mandarin orange	Kumamoto Pref.	Dec-20	Cs137	— Bq/kg raw	± — Bq/kg raw	Under Minimum Limit of Detection	Cs137	1.6 Bq/kg raw	
			Cs134	— Bq/kg raw	± — Bq/kg raw		Cs134	1.4 Bq/kg raw	
Lemon	Hirono, Futaba, Fukushima	Jan-21	Cs137	— Bq/kg raw	± — Bq/kg raw	Under Minimum Limit of Detection	Cs137	1.4 Bq/kg raw	
			Cs134	— Bq/kg raw	± — Bq/kg raw		Cs134	1.3 Bq/kg raw	
Weak flour	Japan (production)	Jan-21	Cs137	— Bq/kg raw	± — Bq/kg raw	Under Minimum Limit of Detection	Cs137	1.6 Bq/kg raw	
			Cs134	— Bq/kg raw	± — Bq/kg raw		Cs134	1.6 Bq/kg raw	
Malted rice	Japan (production)	Jan-21	Cs137	— Bq/kg raw	± — Bq/kg raw	Under Minimum Limit of Detection	Cs137	1.5 Bq/kg raw	
			Cs134	— Bq/kg raw	± — Bq/kg raw		Cs134	1.4 Bq/kg raw	
Boiled soba	Kitakata, Fukushima	Dec-20	Cs137	— Bq/kg raw	± — Bq/kg raw	Under Minimum Limit of Detection	Cs137	2.3 Bq/kg raw	
			Cs134	— Bq/kg raw	± — Bq/kg raw		Cs134	2.1 Bq/kg raw	
Creaming powder	Japan (production)	Jan-21	Cs137	— Bq/kg raw	± — Bq/kg raw	Under Minimum Limit of Detection	Cs137	2.6 Bq/kg raw	
			Cs134	— Bq/kg raw	± — Bq/kg raw		Cs134	2.2 Bq/kg raw	
Oatmeal	Lithuania (production)	Jan-21	Cs137	— Bq/kg raw	± — Bq/kg raw	Under Minimum Limit of Detection	Cs137	2.4 Bq/kg raw	
			Cs134	— Bq/kg raw	± — Bq/kg raw		Cs134	2.1 Bq/kg raw	
Cedar leaf①	Tomioka, Futaba, Fukushima	Jan-21	Cs137	573.0 Bq/kg raw	± 115.0 Bq/kg raw	602.7	Cs137	7.9 Bq/kg raw	
			Cs134	29.7 Bq/kg raw	± 7.7 Bq/kg raw		Cs134	7.5 Bq/kg raw	
Cedar leaf②	Tomioka, Futaba, Fukushima	Jan-21	Cs137	192.0 Bq/kg raw	± 38.0 Bq/kg raw	192.0	Cs137	7.6 Bq/kg raw	
			Cs134	— Bq/kg raw	± — Bq/kg raw		Cs134	6.8 Bq/kg raw	
Soil (in the park)	Izumigaoka-chuo Park 2 Izumigaoka, Iwaki	Dec-20	Cs137	676.5 Bq/kg dry	± 21.6 Bq/kg dry	701.7	Cs137	8.0 Bq/kg dry	
			Cs134	25.2 Bq/kg dry	± 5.3 Bq/kg dry		Cs134	8.7 Bq/kg dry	
Soil (in the park)	Izumigaoka-chuo Park 2 Izumigaoka, Iwaki	Dec-20	Cs137	521.0 Bq/kg dry	± 53.9 Bq/kg dry	539.7	Cs137	2.7 Bq/kg dry	
			Cs134	18.7 Bq/kg dry	± 2.5 Bq/kg dry		Cs134	2.6 Bq/kg dry	
Soil (in the park)	Izumigaoka-chuo Park 2 Izumigaoka, Iwaki	Dec-20	Cs137	235.0 Bq/kg dry	± 26.3 Bq/kg dry	244.2	Cs137	2.4 Bq/kg dry	
			Cs134	9.2 Bq/kg dry	± 2.4 Bq/kg dry		Cs134	2.9 Bq/kg dry	
Soil (in the park) under the Horizontal bar	Izumigaoka-chuo Park 2 Izumigaoka, Iwaki	Dec-20	Cs137	57.5 Bq/kg dry	± 6.0 Bq/kg dry	59.0	Cs137	0.7 Bq/kg dry	
			Cs134	1.5 Bq/kg dry	± 0.4 Bq/kg dry		Cs134	0.8 Bq/kg dry	

※"—" used in Measurement Result and Uncertainty shows that the value is below the detection limit.

But it does not necessary mean 0(zero)Bq/kg.



★Gamma-ray

(Bq/kg raw:Weight of raw sample Bq/kg dry:Weight of dried sample)

Samples	Sampling Point	Sampling Month	Measurement Result		Uncertainty		Total Amount of Cesium	Minimum Limit of Detection			
Soil (in the park)	Izumigaoka-chuo Park 2 Izumigaoka, Iwaki	Dec-20	Cs137	48.5	Bq/kg dry	± 5.5	Bq/kg dry	50.5	Cs137	1.6	Bq/kg dry
			Cs134	2.0	Bq/kg dry	± 0.6	Bq/kg dry		Cs134	1.7	Bq/kg dry
Soil (in the park) under the slide	Izumigaoka-chuo Park 2 Izumigaoka, Iwaki	Dec-20	Cs137	45.8	Bq/kg dry	± 5.1	Bq/kg dry	45.8	Cs137	1.6	Bq/kg dry
			Cs134	—	Bq/kg dry	± —	Bq/kg dry		Cs134	1.6	Bq/kg dry
Soil (in the park)	Izumigaoka-chuo Park 2 Izumigaoka, Iwaki	Dec-20	Cs137	33.8	Bq/kg dry	± 3.7	Bq/kg dry	35.3	Cs137	0.9	Bq/kg dry
			Cs134	1.5	Bq/kg dry	± 0.3	Bq/kg dry		Cs134	1.0	Bq/kg dry
Soil (in the park)	Izumigaoka-chuo Park 2 Izumigaoka, Iwaki	Dec-20	Cs137	11.0	Bq/kg dry	± 1.5	Bq/kg dry	11.0	Cs137	1.7	Bq/kg dry
			Cs134	—	Bq/kg dry	± —	Bq/kg dry		Cs134	1.7	Bq/kg dry
Soil (in the park)	Izumigaoka-chuo Park 2 Izumigaoka, Iwaki	Dec-20	Cs137	10.8	Bq/kg dry	± 1.3	Bq/kg dry	10.8	Cs137	1.0	Bq/kg dry
			Cs134	—	Bq/kg dry	± —	Bq/kg dry		Cs134	1.1	Bq/kg dry
Soil (in the park)	Izumigaoka-chuo Park 2 Izumigaoka, Iwaki	Dec-20	Cs137	3.3	Bq/kg dry	± 0.6	Bq/kg dry	3.3	Cs137	1.4	Bq/kg dry
			Cs134	—	Bq/kg dry	± —	Bq/kg dry		Cs134	1.5	Bq/kg dry
Soil (in the park)	Izumigaoka-chuo Park 2 Izumigaoka, Iwaki	Dec-20	Cs137	—	Bq/kg dry	± —	Bq/kg dry	Under Minimum Limit of Detection	Cs137	4.7	Bq/kg dry
			Cs134	—	Bq/kg dry	± —	Bq/kg dry		Cs134	4.6	Bq/kg dry
Soil (in the park) under the seesaw	Izumigaoka-chuo Park 2 Izumigaoka, Iwaki	Dec-20	Cs137	—	Bq/kg dry	± —	Bq/kg dry	Under Minimum Limit of Detection	Cs137	2.1	Bq/kg dry
			Cs134	—	Bq/kg dry	± —	Bq/kg dry		Cs134	1.8	Bq/kg dry
Soil (in the park)	Izumigaoka-Nishi Park 2Izumigaoka, Iwaki	Dec-20	Cs137	1370.0	Bq/kg dry	± 166.0	Bq/kg dry	1416.1	Cs137	7.9	Bq/kg dry
			Cs134	46.1	Bq/kg dry	± 15.5	Bq/kg dry		Cs134	9.2	Bq/kg dry
Soil (in the park)	Izumigaoka-Nishi Park 2Izumigaoka, Iwaki	Dec-20	Cs137	446.0	Bq/kg dry	± 49.2	Bq/kg dry	465.5	Cs137	6.6	Bq/kg dry
			Cs134	19.5	Bq/kg dry	± 3.9	Bq/kg dry		Cs134	9.3	Bq/kg dry
Soil (in the park) under the Swing	Izumigaoka-Nishi Park 2Izumigaoka, Iwaki	Dec-20	Cs137	393.0	Bq/kg dry	± 40.9	Bq/kg dry	409.7	Cs137	2.6	Bq/kg dry
			Cs134	16.7	Bq/kg dry	± 2.5	Bq/kg dry		Cs134	3.2	Bq/kg dry
Soil (in the park)	Izumigaoka-Nishi Park 2Izumigaoka, Iwaki	Dec-20	Cs137	376.0	Bq/kg dry	± 38.5	Bq/kg dry	391.5	Cs137	1.3	Bq/kg dry
			Cs134	15.5	Bq/kg dry	± 1.9	Bq/kg dry		Cs134	1.4	Bq/kg dry
Soil (in the park)	Izumigaoka-Nishi Park 2Izumigaoka, Iwaki	Dec-20	Cs137	334.0	Bq/kg dry	± 36.0	Bq/kg dry	350.2	Cs137	6.2	Bq/kg dry
			Cs134	16.2	Bq/kg dry	± 2.9	Bq/kg dry		Cs134	7.5	Bq/kg dry
Soil (in the park)	Izumigaoka-Nishi Park 2Izumigaoka, Iwaki	Dec-20	Cs137	208.0	Bq/kg dry	± 222.0	Bq/kg dry	225.6	Cs137	1.6	Bq/kg dry
			Cs134	17.6	Bq/kg dry	± 2.4	Bq/kg dry		Cs134	1.6	Bq/kg dry
Soil (in the park)	Izumigaoka-Nishi Park 2Izumigaoka, Iwaki	Dec-20	Cs137	144.0	Bq/kg dry	± 15.3	Bq/kg dry	148.7	Cs137	1.6	Bq/kg dry
			Cs134	4.7	Bq/kg dry	± 0.8	Bq/kg dry		Cs134	1.8	Bq/kg dry
Soil (in the park)	Izumigaoka-Nishi Park 2Izumigaoka, Iwaki	Dec-20	Cs137	135.0	Bq/kg dry	± 14.8	Bq/kg dry	138.5	Cs137	2.4	Bq/kg dry
			Cs134	3.5	Bq/kg dry	± 0.9	Bq/kg dry		Cs134	2.7	Bq/kg dry
Soil (in the park)	Izumigaoka-Nishi Park 2Izumigaoka, Iwaki	Dec-20	Cs137	82.5	Bq/kg dry	± 9.0	Bq/kg dry	85.6	Cs137	1.5	Bq/kg dry
			Cs134	3.1	Bq/kg dry	± 0.7	Bq/kg dry		Cs134	1.6	Bq/kg dry
Soil (in the park)	Izumigaoka-Nishi Children's Park 2Izumigaoka, Iwaki	Dec-20	Cs137	1430.0	Bq/kg dry	± 145.0	Bq/kg dry	1487.9	Cs137	2.3	Bq/kg dry
			Cs134	57.9	Bq/kg dry	± 6.3	Bq/kg dry		Cs134	2.2	Bq/kg dry
Soil (in the park)	Izumigaoka-Nishi Children's Park 2Izumigaoka, Iwaki	Dec-20	Cs137	1330.0	Bq/kg dry	± 136.0	Bq/kg dry	1396.4	Cs137	3.7	Bq/kg dry
			Cs134	66.4	Bq/kg dry	± 7.8	Bq/kg dry		Cs134	4.2	Bq/kg dry
Soil (in the park)	Izumigaoka-Nishi Children's Park 2Izumigaoka, Iwaki	Dec-20	Cs137	564.0	Bq/kg dry	± 58.8	Bq/kg dry	585.7	Cs137	3.0	Bq/kg dry
			Cs134	21.7	Bq/kg dry	± 2.9	Bq/kg dry		Cs134	2.9	Bq/kg dry
Soil (in the park)	Izumigaoka-Nishi Children's Park 2Izumigaoka, Iwaki	Dec-20	Cs137	548.0	Bq/kg dry	± 56.0	Bq/kg dry	570.7	Cs137	1.7	Bq/kg dry
			Cs134	22.7	Bq/kg dry	± 2.7	Bq/kg dry		Cs134	1.6	Bq/kg dry
Soil (in the park)	Izumigaoka-Nishi Children's Park 2Izumigaoka, Iwaki	Dec-20	Cs137	384.0	Bq/kg dry	± 39.4	Bq/kg dry	402.5	Cs137	1.5	Bq/kg dry
			Cs134	18.5	Bq/kg dry	± 1.7	Bq/kg dry		Cs134	1.5	Bq/kg dry
Soil (in the park)	Izumigaoka-Nishi Children's Park 2Izumigaoka, Iwaki	Dec-20	Cs137	357.0	Bq/kg dry	± 37.2	Bq/kg dry	368.1	Cs137	2.7	Bq/kg dry
			Cs134	11.1	Bq/kg dry	± 2.2	Bq/kg dry		Cs134	3.5	Bq/kg dry
Soil (in the park)	Izumigaoka-Nishi Children's Park 2Izumigaoka, Iwaki	Dec-20	Cs137	253.0	Bq/kg dry	± 26.8	Bq/kg dry	264.3	Cs137	2.3	Bq/kg dry
			Cs134	11.3	Bq/kg dry	± 1.8	Bq/kg dry		Cs134	2.4	Bq/kg dry

※"—" used in Measurement Result and Uncertainty shows that the value is below the detection limit.

But it does not necessary mean 0(zero)Bq/kg.



★Gamma-ray

(Bq/kg raw:Weight of raw sample Bq/kg dry:Weight of dried sample)




Samples	Sampling Point	Sampling Month	Measurement Result		Uncertainty		Total Amount of Cesium	Minimum Limit of Detection			
Soil (in the park)	Izumigaoka-Nishi Children's Park 2Izumigaoka, Iwaki	Dec-20	Cs137	141.0	Bq/kg dry	± 15.3	Bq/kg dry	148.1	Cs137	2.2	Bq/kg dry
			Cs134	7.1	Bq/kg dry	± 1.4	Bq/kg dry		Cs134	3.0	Bq/kg dry
Soil (in the park)	Kagita Kusushimae Park Kubo, Kashima, Iwaki	Jan-21	Cs137	778.0	Bq/kg dry	± 80.3	Bq/kg dry	804.9	Cs137	2.6	Bq/kg dry
			Cs134	26.9	Bq/kg dry	± 3.4	Bq/kg dry		Cs134	2.5	Bq/kg dry
Soil (in the park)	Kagita Kusushimae Park Kubo, Kashima, Iwaki	Jan-21	Cs137	716.0	Bq/kg dry	± 73.6	Bq/kg dry	741.8	Cs137	2.4	Bq/kg dry
			Cs134	25.8	Bq/kg dry	± 3.1	Bq/kg dry		Cs134	2.1	Bq/kg dry
Soil (in the park)	Kagita Kusushimae Park Kubo, Kashima, Iwaki	Jan-21	Cs137	689.0	Bq/kg dry	± 71.6	Bq/kg dry	717.2	Cs137	3.5	Bq/kg dry
			Cs134	28.2	Bq/kg dry	± 3.7	Bq/kg dry		Cs134	3.5	Bq/kg dry
Soil (in the park) under the Horizontal bar	Kagita Kusushimae Park Kubo, Kashima, Iwaki	Jan-21	Cs137	647.0	Bq/kg dry	± 68.3	Bq/kg dry	678.8	Cs137	4.1	Bq/kg dry
			Cs134	31.8	Bq/kg dry	± 4.0	Bq/kg dry		Cs134	4.0	Bq/kg dry
Soil (in the park) under the Horizontal bar	Kagita Kusushimae Park Kubo, Kashima, Iwaki	Jan-21	Cs137	580.0	Bq/kg dry	± 60.3	Bq/kg dry	607.9	Cs137	2.7	Bq/kg dry
			Cs134	27.9	Bq/kg dry	± 3.3	Bq/kg dry		Cs134	2.5	Bq/kg dry
Soil (in the park)	Kagita Kusushimae Park Kubo, Kashima, Iwaki	Jan-21	Cs137	506.0	Bq/kg dry	± 51.3	Bq/kg dry	523.2	Cs137	1.2	Bq/kg dry
			Cs134	17.2	Bq/kg dry	± 2.0	Bq/kg dry		Cs134	1.1	Bq/kg dry
Soil(in the park) under the Rest room	Kagita Kusushimae Park Kubo, Kashima, Iwaki	Jan-21	Cs137	378.0	Bq/kg dry	± 38.9	Bq/kg dry	391.0	Cs137	1.6	Bq/kg dry
			Cs134	13.0	Bq/kg dry	± 1.6	Bq/kg dry		Cs134	1.6	Bq/kg dry
Soil (in the park) under the slide	Kagita Kusushimae Park Kubo, Kashima, Iwaki	Jan-21	Cs137	299.0	Bq/kg dry	± 31.2	Bq/kg dry	311.5	Cs137	1.8	Bq/kg dry
			Cs134	12.5	Bq/kg dry	± 1.7	Bq/kg dry		Cs134	1.9	Bq/kg dry
Soil (in the park)	Kagita Kusushimae Park Kubo, Kashima, Iwaki	Jan-21	Cs137	268.0	Bq/kg dry	± 28.1	Bq/kg dry	277.5	Cs137	2.0	Bq/kg dry
			Cs134	9.5	Bq/kg dry	± 1.4	Bq/kg dry		Cs134	2.1	Bq/kg dry
Soil (in the park) Sandbox	Kagita Kusushimae Park Kubo, Kashima, Iwaki	Jan-21	Cs137	203.0	Bq/kg dry	± 21.3	Bq/kg dry	209.4	Cs137	1.6	Bq/kg dry
			Cs134	6.4	Bq/kg dry	± 1.0	Bq/kg dry		Cs134	1.8	Bq/kg dry
Soil (in the park)	Hashiriguma Park 1Chuodaikashima, Iwaki	Jan-21	Cs137	1500.0	Bq/kg dry	± 152.0	Bq/kg dry	1570.0	Cs137	2.2	Bq/kg dry
			Cs134	70.0	Bq/kg dry	± 7.5	Bq/kg dry		Cs134	2.0	Bq/kg dry
Soil (in the park)	Hashiriguma Park 1Chuodaikashima, Iwaki	Jan-21	Cs137	758.0	Bq/kg dry	± 77.6	Bq/kg dry	786.5	Cs137	2.2	Bq/kg dry
			Cs134	28.5	Bq/kg dry	± 3.4	Bq/kg dry		Cs134	2.1	Bq/kg dry
Soil (in the park)	Hashiriguma Park 1Chuodaikashima, Iwaki	Jan-21	Cs137	531.0	Bq/kg dry	± 54.3	Bq/kg dry	550.2	Cs137	1.5	Bq/kg dry
			Cs134	19.2	Bq/kg dry	± 2.3	Bq/kg dry		Cs134	1.5	Bq/kg dry
Soil (in the park)	Hashiriguma Park 1Chuodaikashima, Iwaki	Jan-21	Cs137	448.0	Bq/kg dry	± 45.6	Bq/kg dry	465.3	Cs137	1.4	Bq/kg dry
			Cs134	17.3	Bq/kg dry	± 2.2	Bq/kg dry		Cs134	1.7	Bq/kg dry
Soil (in the park) under the slide	Hashiriguma Park 1Chuodaikashima, Iwaki	Jan-21	Cs137	445.0	Bq/kg dry	± 45.3	Bq/kg dry	460.7	Cs137	1.1	Bq/kg dry
			Cs134	15.7	Bq/kg dry	± 1.8	Bq/kg dry		Cs134	1.0	Bq/kg dry
Soil (in the park) under the slide	Hashiriguma Park 1Chuodaikashima, Iwaki	Jan-21	Cs137	418.0	Bq/kg dry	± 43.3	Bq/kg dry	433.5	Cs137	2.0	Bq/kg dry
			Cs134	15.5	Bq/kg dry	± 2.0	Bq/kg dry		Cs134	2.0	Bq/kg dry
Soil (in the park) Sandbox	Hashiriguma Park 1Chuodaikashima, Iwaki	Jan-21	Cs137	51.2	Bq/kg dry	± 5.8	Bq/kg dry	53.6	Cs137	1.6	Bq/kg dry
			Cs134	2.4	Bq/kg dry	± 0.6	Bq/kg dry		Cs134	1.7	Bq/kg dry
Soil (in the park) under the Swing	Hashiriguma Park 1Chuodaikashima, Iwaki	Jan-21	Cs137	24.0	Bq/kg dry	± 2.8	Bq/kg dry	24.0	Cs137	1.4	Bq/kg dry
			Cs134	—	Bq/kg dry	± —	Bq/kg dry		Cs134	1.4	Bq/kg dry

※"\_" used in Measurement Result and Uncertainty shows that the value is below the detection limit.

But it does not necessary mean 0(zero)Bq/kg.



# ★Gamma-ray

Measuring instrument		Feature	Guide to lower limit※
<b>NaI Scintillation Spectrometer</b>			
Product of ATOMTEX AT1320A 	Product of BERTHOLD LB2045 	· Gamma-ray spectrometer with NaI scintillation detector.	Food (Sample 1kg) Lower limit 1.0Bq/Kg Soil (Sample 1kg) Lower limit 2.5Bq/Kg Material (Sample 1kg) Lower limit 1.0Bq/Kg Water (Sample 20L) Lower limit 0.02Bq/L
<b>Germanium Semiconductor detector</b>			
ORTEC GEM30-70 		· Radioactivity measurement series. Quantitative analysis based on "Gamma-ray spectrometry with germanium semiconductor detector." · Relative efficiency 35%	Food (Sample 2kg) Lower limit 0.04Bq/Kg Soil (Sample 1kg) Lower limit 0.06Bq/Kg Material (Sample 1kg) Lower limit 0.06Bq/Kg Water (Sample 20L) Lower limit 0.001Bq/L

※The lower limit varies depending on the sample weight and measurement time.

Measuring instrument: Germanium Semiconductor detector (Bq/kg raw: Weight of raw sample Bq/kg dry: Weight of dried sample)

Samples	Sampling Point	Sampling Month	Measurement Result		Uncertainty		Total Amount of Cesium	Minimum Limit of Detection	
Brown rice	Nihonmatsu, Fukushima	Oct-20	Cs137	1.0 Bq/kg raw	± 0.04 Bq/kg raw	1.0	Cs137	0.06 Bq/kg raw	
			Cs134	— Bq/kg raw	± — Bq/kg raw		Cs134	0.06 Bq/kg raw	
Brown rice	Tairatakaku, Iwaki	Oct-20	Cs137	0.2 Bq/kg raw	± 0.02 Bq/kg raw	0.2	Cs137	0.05 Bq/kg raw	
			Cs134	— Bq/kg raw	± — Bq/kg raw		Cs134	0.05 Bq/kg raw	
Rice	Tairatakaku, Iwaki	Oct-20	Cs137	0.08 Bq/kg raw	± 0.02 Bq/kg raw	0.08	Cs137	0.04 Bq/kg raw	
			Cs134	— Bq/kg raw	± — Bq/kg raw		Cs134	0.04 Bq/kg raw	
Brown rice	Takahama, Oi, Fukui	Oct-20	Cs137	— Bq/kg raw	± — Bq/kg raw	Under Minimum Limit of Detection	Cs137	0.07 Bq/kg raw	
			Cs134	— Bq/kg raw	± — Bq/kg raw		Cs134	0.08 Bq/kg raw	
Brown rice	Oi, Oi, Fukui	Oct-20	Cs137	— Bq/kg raw	± — Bq/kg raw	Under Minimum Limit of Detection	Cs137	0.07 Bq/kg raw	
			Cs134	— Bq/kg raw	± — Bq/kg raw		Cs134	0.08 Bq/kg raw	
Seed rice	Fushiguro, Date, Fukushima	Oct-20	Cs137	— Bq/kg raw	± — Bq/kg raw	Under Minimum Limit of Detection	Cs137	0.7 Bq/kg raw	
			Cs134	— Bq/kg raw	± — Bq/kg raw		Cs134	0.8 Bq/kg raw	
Bay leaf	Fushiguro, Date, Fukushima	Oct-20	Cs137	1.4 Bq/kg raw	± 0.5 Bq/kg raw	1.4	Cs137	1.0 Bq/kg raw	
			Cs134	— Bq/kg raw	± — Bq/kg raw		Cs134	1.2 Bq/kg raw	
Bamboo shoot (boiled)	Fukushima, Fukushima	May-19	Cs137	2.4 Bq/kg raw	± 0.2 Bq/kg raw	2.4	Cs137	0.5 Bq/kg raw	
			Cs134	— Bq/kg raw	± — Bq/kg raw		Cs134	0.9 Bq/kg raw	
Henon bamboo (boiled)	Fukushima, Fukushima	May-20	Cs137	1.2 Bq/kg raw	± 0.2 Bq/kg raw	1.2	Cs137	0.5 Bq/kg raw	
			Cs134	— Bq/kg raw	± — Bq/kg raw		Cs134	0.7 Bq/kg raw	
Shitake mushroom grown in log	Date, Fukushima	Nov-20	Cs137	3.4 Bq/kg raw	± 0.4 Bq/kg raw	3.4	Cs137	0.4 Bq/kg raw	
			Cs134	— Bq/kg raw	± — Bq/kg raw		Cs134	0.6 Bq/kg raw	
Shitake mushroom grown in bacteria-bed	Hanawa, Higashi-shirakawa, Fukushima	Nov-20	Cs137	12.5 Bq/kg raw	± 0.2 Bq/kg raw	13.2	Cs137	0.1 Bq/kg raw	
			Cs134	0.7 Bq/kg raw	± 0.09 Bq/kg raw		Cs134	0.1 Bq/kg raw	
Dried Sarcodon aspratus mushroom	China	Jan-21	Cs137	15.2 Bq/kg raw	± 0.6 Bq/kg raw	15.2	Cs137	0.8 Bq/kg raw	
			Cs134	— Bq/kg raw	± — Bq/kg raw		Cs134	0.9 Bq/kg raw	
Roundnose flounder (flesh · liver · egg)	Fukushima Pref.	Jan-21	Cs137	— Bq/kg raw	± — Bq/kg raw	Under Minimum Limit of Detection	Cs137	0.2 Bq/kg raw	
			Cs134	— Bq/kg raw	± — Bq/kg raw		Cs134	0.2 Bq/kg raw	
Brown hakeling	Aomori Pref.	Jan-21	Cs137	— Bq/kg raw	± — Bq/kg raw	Under Minimum Limit of Detection	Cs137	0.5 Bq/kg raw	
			Cs134	— Bq/kg raw	± — Bq/kg raw		Cs134	0.7 Bq/kg raw	
Japanese sardine (whole)	OnahamaPort/Iwaki	Oct-20	Cs137	0.9 Bq/kg raw	± 0.06 Bq/kg raw	0.9	Cs137	0.1 Bq/kg raw	
			Cs134	— Bq/kg raw	± — Bq/kg raw		Cs134	0.1 Bq/kg raw	
Cellana nigrolineata (shell)	TomiokaPort/ Fukushima	Nov-20	Cs137	— Bq/kg raw	± — Bq/kg raw	Under Minimum Limit of Detection	Cs137	0.3 Bq/kg raw	
			Cs134	— Bq/kg raw	± — Bq/kg raw		Cs134	0.3 Bq/kg raw	
Grasshoppers (boiled)	Kashima, Iwaki	Jan-21	Cs137	1.3 Bq/kg raw	± 0.4 Bq/kg raw	1.3	Cs137	0.8 Bq/kg raw	
			Cs134	— Bq/kg raw	± — Bq/kg raw		Cs134	0.9 Bq/kg raw	

※"—"used in Measurement Result and Uncertainty shows that the value is below the detection limit.

But it does not necessary mean 0(zero)Bq/kg.

★Gamma-ray

(Bq/kg raw:Weight of raw sample Bq/kg dry:Weight of dried sample)



Samples	Sampling Point	Sampling Month	Measurement Result		Uncertainty		Total Amount of Cesium	Minimum Limit of Detection	
Sweet potato Jam	Chiba Pref.	Sep-20	Cs137	— Bq/kg raw	±	— Bq/kg raw	Under Minimum Limit of Detection	Cs137	0.4 Bq/kg raw
			Cs134	— Bq/kg raw	±	— Bq/kg raw		Cs134	0.5 Bq/kg raw
Algae	Marumori, Igu, Miyagi	Oct-20	Cs137	151.9 Bq/kg dry	±	1.4 Bq/kg dry	159.7	Cs137	0.9 Bq/kg dry
			Cs134	7.8 Bq/kg dry	±	0.6 Bq/kg dry		Cs134	1.0 Bq/kg dry
Ash (Wood-burning stove)	Ina, Nagano	Nov-20	Cs137	14.9 Bq/kg raw	±	0.9 Bq/kg raw	14.9	Cs137	1.4 Bq/kg raw
			Cs134	— Bq/kg raw	±	— Bq/kg raw		Cs134	1.6 Bq/kg raw
Wood powder	Scandinavia (production)	Aug-20	Cs137	— Bq/kg raw	±	— Bq/kg raw	Under Minimum Limit of Detection	Cs137	1.8 Bq/kg raw
			Cs134	— Bq/kg raw	±	— Bq/kg raw		Cs134	2.3 Bq/kg raw
Sea water A (surface)	Off the coast of Fukushima Nuclear Power Plant1	Nov-20	Cs137	0.008 Bq/L	±	0.0006 Bq/L	0.008	Cs137	0.0009 Bq/L
			Cs134	— Bq/L	±	— Bq/L		Cs134	0.001 Bq/L
Sea water A (lower)	Off the coast of Fukushima Nuclear Power Plant1	Nov-20	Cs137	0.012 Bq/L	±	0.0006 Bq/L	0.012	Cs137	0.001 Bq/L
			Cs134	— Bq/L	±	— Bq/L		Cs134	0.001 Bq/L
Sea water B (surface)	Off the coast of Fukushima Nuclear Power Plant1	Nov-20	Cs137	0.002 Bq/L	±	0.0005 Bq/L	0.002	Cs137	0.001 Bq/L
			Cs134	— Bq/L	±	— Bq/L		Cs134	0.001 Bq/L
Sea water B (lower)	Off the coast of Fukushima Nuclear Power Plant1	Nov-20	Cs137	0.003 Bq/L	±	0.0005 Bq/L	0.003	Cs137	0.001 Bq/L
			Cs134	— Bq/L	±	— Bq/L		Cs134	0.001 Bq/L
Sea water C (surface)	Off the coast of Fukushima Nuclear Power Plant1	Nov-20	Cs137	0.002 Bq/L	±	0.0005 Bq/L	0.002	Cs137	0.001 Bq/L
			Cs134	— Bq/L	±	— Bq/L		Cs134	0.001 Bq/L
Sea water C (lower)	Off the coast of Fukushima Nuclear Power Plant1	Nov-20	Cs137	0.063 Bq/L	±	0.0010 Bq/L	0.065	Cs137	0.001 Bq/L
			Cs134	0.002 Bq/L	±	0.0004 Bq/L		Cs134	0.001 Bq/L
Sea water (surface)	TomiokaPort/ Fukushima	Nov-20	Cs137	0.015 Bq/L	±	0.0007 Bq/L	0.015	Cs137	0.0009 Bq/L
			Cs134	— Bq/L	±	— Bq/L		Cs134	0.001 Bq/L
Sea water (lower)	TomiokaPort/ Fukushima	Nov-20	Cs137	0.041 Bq/L	±	0.0010 Bq/L	0.043	Cs137	0.001 Bq/L
			Cs134	0.002 Bq/L	±	0.0005 Bq/L		Cs134	0.001 Bq/L
Carbon filter (water purifier)	Iwaki city	Oct-20	Cs137	— Bq/kg raw	±	— Bq/kg raw	Under Minimum Limit of Detection	Cs137	0.2 Bq/kg raw
			Cs134	— Bq/kg raw	±	— Bq/kg raw		Cs134	0.3 Bq/kg raw

※"\_"used in Measurement Result and Uncertainty shows that the value is below the detection limit.

But it does not necessary mean 0(zero)Bq/kg.



★Beta-ray

Measuring instrument		Feature
Liquid Scintillation Counter		
Product of Hidex <b>HIDEX 300SLL</b>	Product of PerkinElmer Japan <b>Quantulus GCT 622</b>	Equipment for measuring low-energy beta-ray emission nuclides
		Measuring nuclide Strontium90 Half-life 30 years Organically bound 3H Half-life 12.3 years Free-water 3H Half-life 12.3 years  All samples are measured in liquid condition after several days of pretreatment.

(Bq/Kg raw:Weight of raw sample Bq/Kg dry:Weight of dried sample)

Samples	Sampling Point	Sampling Month	Measurement Result			Uncertainty		Minimum Limit of Detection		
Brown rice	Ooi,Ooi, Fukui	Oct-20	T (Organic)	Under Minimum Limit of Detection	Bq/kg dry	±	—	Bq/kg dry	0.81	Bq/kg dry
Brown rice	Takahama,Ooi, Fukui	Oct-20	T (Organic)	Under Minimum Limit of Detection	Bq/kg dry	±	—	Bq/kg dry	0.80	Bq/kg dry
Lotus root	Tsuchiura, Ibaraki	Dec-20	Sr90	Under Minimum Limit of Detection	Bq/kg dry	±	—	Bq/kg dry	0.12	Bq/kg dry
Persimmon	Nogami,Okuma, Futaba,Fukushima	Oct-18	Sr90	<b>0.43</b>	Bq/kg dry	±	0.19	Bq/kg dry	0.28	Bq/kg dry
Persimmon	Nogami,Okuma, Futaba,Fukushima	Oct-20	Sr90	Under Minimum Limit of Detection	Bq/kg dry	±	—	Bq/kg dry	0.41	Bq/kg dry
Small sardines (head, bone)	OnahamaPort/Iwaki	Oct-20	Sr90	Under Minimum Limit of Detection	Bq/kg dry	±	—	Bq/kg dry	0.15	Bq/kg dry
Fox jacopever (whole)	Off the coast of Fukushima Nuclear Power Plant 1	Oct-18	Sr90	Under Minimum Limit of Detection	Bq/kg dry	±	—	Bq/kg dry	0.12	Bq/kg dry
Fox jacopever (head, bone)	Off the coast of Fukushima Nuclear Power Plant 1	Oct-18	Sr90	Under Minimum Limit of Detection	Bq/kg dry	±	—	Bq/kg dry	0.11	Bq/kg dry
Shark(bone, skin)	Off the coast of Fukushima Nuclear Power Plant 1	Oct-18	Sr90	Under Minimum Limit of Detection	Bq/kg dry	±	—	Bq/kg dry	0.28	Bq/kg dry
Black rockfish (whole)	Off the coast of Fukushima Nuclear Power Plant 1	Apr-19	Sr90	Under Minimum Limit of Detection	Bq/kg dry	±	—	Bq/kg dry	0.12	Bq/kg dry
Egg(shell)	Yamaguchi Pref.	Sep-20	Sr90	Under Minimum Limit of Detection	Bq/kg dry	±	—	Bq/kg dry	1.03	Bq/kg dry
Ash	Ina,Nagano	Nov-20	Sr90	<b>216.51</b>	Bq/kg dry	±	5.55	Bq/kg dry	1.41	Bq/kg dry
Riverwater	River Takase/ Fukushima	Oct-20	Sr90	<b>0.0009</b>	Bq/L	±	0.0005	Bq/L	0.0007	Bq/L
Riverwater	River Abukuma/ Miyagi	Oct-20	Sr90	<b>0.0010</b>	Bq/L	±	0.0004	Bq/L	0.0006	Bq/L

※"\_" used in Measurement Result and Uncertainty shows that the value is below the detection limit

But it does not necessary mean 0(zero)Bq/kg.



# Measurement results of 16 items by germanium semiconductor detector

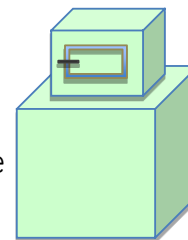
Dr. Tetsuji Imanaka, Institute of Multiple Nuclear Science, Kyoto University

In order to convey more measurement results to everyone, we have asked Dr. Tetsuji Imanaka of the Institute of Advanced Nuclear Science, Kyoto University, to measure low-dose samples using germanium semiconductor detectors. Measurement samples are not only from Fukushima Prefecture but also come from other prefectures. Please compare data based on measurements from various regions and use them to protect your children from radiation exposure.

## ★Gamma-ray

Measuring instrument: Germanium Semiconductor detector

- Product of CANBERRA(CA),USA GX3018 Relative efficiency 30% or more
- Product of ORTEC(OR),USA GMX25-70 Relative efficiency 35%



(Bq/kg raw:Weight of raw sample Bq/kg dry:Weight of dried sample)

Samples	Sampling Point	Sampling Month	Measuring instrument type	Measurement Result		Uncertainty		Total Amount of Cesium	Minimum Limit of Detection	
Rice	Fukushima Pref.	Oct-20	OR	Cs137	0.03 Bq/kg raw	± 0.02 Bq/kg raw	0.03	Cs137	— Bq/kg raw	
				Cs134	— Bq/kg raw	± — Bq/kg raw		Cs134	— Bq/kg raw	
Rice	Naraha, Futaba, Fukushima	Oct-20	OR	Cs137	0.4 Bq/kg raw	± 0.04 Bq/kg raw	0.4	Cs137	— Bq/kg raw	
				Cs134	— Bq/kg raw	± — Bq/kg raw		Cs134	— Bq/kg raw	
Rice	Hirono, Futaba, Fukushima	Oct-20	OR	Cs137	0.9 Bq/kg raw	± 0.05 Bq/kg raw	0.9	Cs137	— Bq/kg raw	
				Cs134	— Bq/kg raw	± — Bq/kg raw		Cs134	— Bq/kg raw	
Potato	Katsurao, Futaba, Fukushima	Nov-20	CA	Cs137	0.5 Bq/kg raw	± 0.05 Bq/kg raw	0.5	Cs137	— Bq/kg raw	
				Cs134	— Bq/kg raw	± — Bq/kg raw		Cs134	— Bq/kg raw	
Persimmon	Kashima, Minamisoma, Fukushima	Oct-20	CA	Cs137	1.4 Bq/kg raw	± 0.06 Bq/kg raw	1.4	Cs137	— Bq/kg raw	
				Cs134	— Bq/kg raw	± — Bq/kg raw		Cs134	— Bq/kg raw	
Dried persimmon	Aizu, Fukushima	Nov-20	OR	Cs137	— Bq/kg raw	± — Bq/kg raw	Under Minimum Limit of Detection	Cs137	0.15 Bq/kg raw	
				Cs134	— Bq/kg raw	± — Bq/kg raw		Cs134	— Bq/kg raw	
Citron	Kashima, Minamisoma, Fukushima	Nov-20	OR	Cs137	3.9 Bq/kg raw	± 0.09 Bq/kg raw	4.1	Cs137	— Bq/kg raw	
				Cs134	0.2 Bq/kg raw	± 0.03 Bq/kg raw		Cs134	— Bq/kg raw	
Citrus sudachi	Tairashimokabeya, Iwaki	Aug-20	CA	Cs137	0.1 Bq/kg raw	± 0.04 Bq/kg raw	0.1	Cs137	— Bq/kg raw	
				Cs134	— Bq/kg raw	± — Bq/kg raw		Cs134	— Bq/kg raw	
Apple	Aomori Pref.	Nov-20	OR	Cs137	— Bq/kg raw	± — Bq/kg raw	Under Minimum Limit of Detection	Cs137	0.2 Bq/kg raw	
				Cs134	— Bq/kg raw	± — Bq/kg raw		Cs134	— Bq/kg raw	
Dried shiitake mushroom	Minamisoma, Fukushima	Sep-20	CA	Cs137	10.5 Bq/kg raw	± 1.0 Bq/kg raw	10.5	Cs137	— Bq/kg raw	
				Cs134	— Bq/kg raw	± — Bq/kg raw		Cs134	— Bq/kg raw	
Shitake mushroom grown in bacteria-bed	Iwaki city	Nov-20	CA	Cs137	17 Bq/kg raw	± 0.6 Bq/kg raw	17.05	Cs137	— Bq/kg raw	
				Cs134	0.05 Bq/kg raw	± 0.02 Bq/kg raw		Cs134	— Bq/kg raw	
Wild sesame	Kashima, Minamisoma, Fukushima	Nov-20	CA	Cs137	0.8 Bq/kg raw	± 0.2 Bq/kg raw	0.8	Cs137	— Bq/kg raw	
				Cs134	— Bq/kg raw	± — Bq/kg raw		Cs134	— Bq/kg raw	
Wild sesame powder	Namie, Futaba, Fukushima	Oct-20	CA	Cs137	2.6 Bq/kg raw	± 0.4 Bq/kg raw	2.6	Cs137	— Bq/kg raw	
				Cs134	— Bq/kg raw	± — Bq/kg raw		Cs134	— Bq/kg raw	
Sakhalin surf clam	Namie, Futaba, Fukushima	Oct-20	OR	Cs137	1.7 Bq/kg raw	± 0.1 Bq/kg raw	1.7	Cs137	— Bq/kg raw	
				Cs134	— Bq/kg raw	± — Bq/kg raw		Cs134	— Bq/kg raw	
Mulberry	Onahama, Iwaki	Jun-20	CA	Cs137	0.7 Bq/kg raw	± 0.2 Bq/kg raw	0.7	Cs137	— Bq/kg raw	
				Cs134	— Bq/kg raw	± — Bq/kg raw		Cs134	— Bq/kg raw	
Sasanqua	Chiba Pref.	Nov-20	OR	Cs137	1.6 Bq/kg raw	± 0.4 Bq/kg raw	1.6	Cs137	— Bq/kg raw	
				Cs134	— Bq/kg raw	± — Bq/kg raw		Cs134	— Bq/kg raw	

※"\_" used in Measurement Result and Uncertainty shows that the value is below the detection limit.

But it does not necessary mean 0(zero)Bq/kg.

