



# Radiation Measurement Results of 155 Items in August






When samples include natural radionuclides we can't deny the possibility of their radiation value counted together in our results.

The list below only shows the measurement results of the samples brought in.

Radioactive contamination level may differ according to sampling points even within the same address.

## ★Gamma-ray

Measuring instrument		Feature	Guide to lower limit※
Na I Scintillation Spectrometer			
Product of ATOMTEX AT1320A 	Product of BERTHOLD LB2045 	· Gamma-ray spectrometer with Na I scintillation detector.	Food (Sample 1kg) Lower limit 1.0Bq/Kg Soil (Sample 1kg) Lower limit 2.5Bq/Kg Material (Sample 1kg) Lower limit 1.0Bq/Kg Water (Sample 20L Lower limit 0.02Bq/L
Germanium Semiconductor detector			
ORTEC GEM30-70 		· Radioactivity measurement series. Quantitative analysis based on "Gamma-ray spectrometry with germanium semiconductor detector." · Relative efficiency 35%	Food (Sample 2kg) Lower limit 0.04Bq/Kg Soil (Sample 1kg) Lower limit 0.06Bq/Kg Material (Sample 1kg) Lower limit 0.06Bq/Kg Water (Sample 20L Lower limit 0.001Bq/L

※The lower limit varies depending on the sample weight and measurement time.

Measuring instrument:Na I Scintillation Spectrometer (Bq/kg raw:Weight of raw sample Bq/kg dry:Weight of dried sample)

Samples	Sampling Point	Sampling Month	Measurement Result		Uncertainty		Total Amount of Cesium	Minimum Limit of Detection	
			Cs137	Cs134	±	—		Cs137	Cs134
Glutinous rice	Japan (production)	Oct-19	Cs137	—	±	—	Under Minimum Limit of Detection	Cs137	1.3
			Cs134	—	±	—		Cs134	1.2
Potato	Iwaki city	Jul-20	Cs137	—	±	—	Under Minimum Limit of Detection	Cs137	1.5
			Cs134	—	±	—		Cs134	1.4
Potato	Iwaki city	Jul-20	Cs137	—	±	—	Under Minimum Limit of Detection	Cs137	1.6
			Cs134	—	±	—		Cs134	1.5
Potato	Moegidai, Izumi, Iwaki	Aug-20	Cs137	—	±	—	Under Minimum Limit of Detection	Cs137	1.8
			Cs134	—	±	—		Cs134	1.7
Sweet potato	Ouse, Koriyama, Fukushima	Oct-19	Cs137	—	±	—	Under Minimum Limit of Detection	Cs137	1.4
			Cs134	—	±	—		Cs134	1.3
Cucumber	Okuma, Futaba, Fukuhsima	Aug-20	Cs137	—	±	—	Under Minimum Limit of Detection	Cs137	1.4
			Cs134	—	±	—		Cs134	1.4
Cucumber	Miwa, Iwaki	Jul-20	Cs137	—	±	—	Under Minimum Limit of Detection	Cs137	1.8
			Cs134	—	±	—		Cs134	1.7
Eggplant	Hirono, Futaba, Fukushima	Aug-20	Cs137	—	±	—	Under Minimum Limit of Detection	Cs137	1.4
			Cs134	—	±	—		Cs134	1.3
Green pepper	Fukushima Pref.	Jul-20	Cs137	—	±	—	Under Minimum Limit of Detection	Cs137	1.9
			Cs134	—	±	—		Cs134	1.8
Green pepper	Ibaraki Pref.	Aug-20	Cs137	—	±	—	Under Minimum Limit of Detection	Cs137	1.1
			Cs134	—	±	—		Cs134	1.0
Green pepper	Yatabe, Tsukuba, Ibaraki	Aug-20	Cs137	—	±	—	Under Minimum Limit of Detection	Cs137	2.4
			Cs134	—	±	—		Cs134	1.8
Japanese mustard spinach	Ibaraki Pref.	Jul-20	Cs137	—	±	—	Under Minimum Limit of Detection	Cs137	2.7
			Cs134	—	±	—		Cs134	2.6
Chinese spinach	Ibaraki Pref.	Aug-20	Cs137	—	±	—	Under Minimum Limit of Detection	Cs137	1.9
			Cs134	—	±	—		Cs134	1.7
Green onion	Fukushima Pref.	Jul-20	Cs137	—	±	—	Under Minimum Limit of Detection	Cs137	1.7
			Cs134	—	±	—		Cs134	1.7

※"\_" used in Measurement Result and Uncertainty shows that the value is below the detection limit.

But it does not necessary mean 0(zero)Bq/kg.

★Gamma-ray

(Bq/kg raw:Weight of raw sample Bq/kg dry:Weight of dried sample)

Samples	Sampling Point	Sampling Month	Measurement Result		Uncertainty		Total Amount of Cesium	Minimum Limit of Detection	
Pumpkin	Date, Fukushima	Jul-20	Cs137	— Bq/kg raw	±	— Bq/kg raw	Under Minimum Limit of Detection	Cs137	1.9 Bq/kg raw
			Cs134	— Bq/kg raw	±	— Bq/kg raw		Cs134	1.8 Bq/kg raw
Green bean	Izumi, Iwaki	Jul-20	Cs137	— Bq/kg raw	±	— Bq/kg raw	Under Minimum Limit of Detection	Cs137	1.4 Bq/kg raw
			Cs134	— Bq/kg raw	±	— Bq/kg raw		Cs134	1.2 Bq/kg raw
Japanese honeywort	Sukagawa, Fukushima	Aug-20	Cs137	— Bq/kg raw	±	— Bq/kg raw	Under Minimum Limit of Detection	Cs137	2.4 Bq/kg raw
			Cs134	— Bq/kg raw	±	— Bq/kg raw		Cs134	1.8 Bq/kg raw
Broccoli	Hokkaido	Aug-20	Cs137	— Bq/kg raw	±	— Bq/kg raw	Under Minimum Limit of Detection	Cs137	2.7 Bq/kg raw
			Cs134	— Bq/kg raw	±	— Bq/kg raw		Cs134	2.0 Bq/kg raw
Green pepper	Hirata, Ishikawa, Fukushima	Aug-20	Cs137	— Bq/kg raw	±	— Bq/kg raw	Under Minimum Limit of Detection	Cs137	2.2 Bq/kg raw
			Cs134	— Bq/kg raw	±	— Bq/kg raw		Cs134	2.1 Bq/kg raw
Okra	Tomitsu, Iwaki	Aug-20	Cs137	— Bq/kg raw	±	— Bq/kg raw	Under Minimum Limit of Detection	Cs137	2.1 Bq/kg raw
			Cs134	— Bq/kg raw	±	— Bq/kg raw		Cs134	1.7 Bq/kg raw
Okra	Kagoshima Pref.	Jul-20	Cs137	— Bq/kg raw	±	— Bq/kg raw	Under Minimum Limit of Detection	Cs137	1.9 Bq/kg raw
			Cs134	— Bq/kg raw	±	— Bq/kg raw		Cs134	1.8 Bq/kg raw
Bitter gourd	Fukushima Pref.	Jul-20	Cs137	2.8 Bq/kg raw	±	1.6 Bq/kg raw	2.8	Cs137	1.5 Bq/kg raw
			Cs134	— Bq/kg raw	±	— Bq/kg raw		Cs134	1.2 Bq/kg raw
Bitter gourd	Iwaki city	Aug-20	Cs137	— Bq/kg raw	±	— Bq/kg raw	Under Minimum Limit of Detection	Cs137	2.1 Bq/kg raw
			Cs134	— Bq/kg raw	±	— Bq/kg raw		Cs134	1.7 Bq/kg raw
Bitter gourd	Taira, Shimokabeya, Iwaki	Aug-20	Cs137	— Bq/kg raw	±	— Bq/kg raw	Under Minimum Limit of Detection	Cs137	2.5 Bq/kg raw
			Cs134	— Bq/kg raw	±	— Bq/kg raw		Cs134	1.9 Bq/kg raw
Wax gourd	Shizuoka Pref.	Aug-20	Cs137	— Bq/kg raw	±	— Bq/kg raw	Under Minimum Limit of Detection	Cs137	1.5 Bq/kg raw
			Cs134	— Bq/kg raw	±	— Bq/kg raw		Cs134	1.4 Bq/kg raw
Tomato	Ouse, Koriyama, Fukushima	Aug-20	Cs137	— Bq/kg raw	±	— Bq/kg raw	Under Minimum Limit of Detection	Cs137	1.5 Bq/kg raw
			Cs134	— Bq/kg raw	±	— Bq/kg raw		Cs134	1.4 Bq/kg raw
Dried zenmai	Marumori, Igu, Miyagi	May-20	Cs137	52.4 Bq/kg raw	±	10.6 Bq/kg raw	52.4	Cs137	3.8 Bq/kg raw
			Cs134	— Bq/kg raw	±	— Bq/kg raw		Cs134	3.2 Bq/kg raw
Shitake mushroom grown in bacteria-bed(dried)	Iwaki city	Jul-20	Cs137	12.3 Bq/kg raw	±	5.9 Bq/kg raw	12.3	Cs137	6.9 Bq/kg raw
			Cs134	— Bq/kg raw	±	— Bq/kg raw		Cs134	5.8 Bq/kg raw
Shitake mushroom grown in bacteria-bed	Minamiuonuma, Niigata	Aug-20	Cs137	— Bq/kg raw	±	— Bq/kg raw	Under Minimum Limit of Detection	Cs137	2.0 Bq/kg raw
			Cs134	— Bq/kg raw	±	— Bq/kg raw		Cs134	1.5 Bq/kg raw
Shitake mushroom grown in bacteria-bed	Yamagata Pref.	Aug-20	Cs137	— Bq/kg raw	±	— Bq/kg raw	Under Minimum Limit of Detection	Cs137	2.1 Bq/kg raw
			Cs134	— Bq/kg raw	±	— Bq/kg raw		Cs134	1.6 Bq/kg raw
Shitake mushroom soup	Yamagata Pref.	Aug-20	Cs137	— Bq/kg raw	±	— Bq/kg raw	Under Minimum Limit of Detection	Cs137	1.2 Bq/kg raw
			Cs134	— Bq/kg raw	±	— Bq/kg raw		Cs134	1.2 Bq/kg raw
Surf clam	Yotsukura, Iwaki	Aug-20	Cs137	— Bq/kg raw	±	— Bq/kg raw	Under Minimum Limit of Detection	Cs137	1.3 Bq/kg raw
			Cs134	— Bq/kg raw	±	— Bq/kg raw		Cs134	1.0 Bq/kg raw
crab	Aomori Pref.	Feb-18	Cs137	— Bq/kg raw	±	— Bq/kg raw	Under Minimum Limit of Detection	Cs137	8.2 Bq/kg raw
			Cs134	— Bq/kg raw	±	— Bq/kg raw		Cs134	6.7 Bq/kg raw
Pear	Ogawa, Iwaki	Aug-20	Cs137	— Bq/kg raw	±	— Bq/kg raw	Under Minimum Limit of Detection	Cs137	1.3 Bq/kg raw
			Cs134	— Bq/kg raw	±	— Bq/kg raw		Cs134	1.2 Bq/kg raw
Kiwi fruit	Chile (production)	Aug-20	Cs137	— Bq/kg raw	±	— Bq/kg raw	Under Minimum Limit of Detection	Cs137	1.3 Bq/kg raw
			Cs134	— Bq/kg raw	±	— Bq/kg raw		Cs134	1.3 Bq/kg raw
Fig	Aichi Pref.	Aug-20	Cs137	— Bq/kg raw	±	— Bq/kg raw	Under Minimum Limit of Detection	Cs137	2.3 Bq/kg raw
			Cs134	— Bq/kg raw	±	— Bq/kg raw		Cs134	1.8 Bq/kg raw
Sudachi	Tokushima Pref.	Jul-20	Cs137	— Bq/kg raw	±	— Bq/kg raw	Under Minimum Limit of Detection	Cs137	1.8 Bq/kg raw
			Cs134	— Bq/kg raw	±	— Bq/kg raw		Cs134	1.7 Bq/kg raw
Blueberry	Iwaki city	Aug-20	Cs137	— Bq/kg raw	±	— Bq/kg raw	Under Minimum Limit of Detection	Cs137	2.0 Bq/kg raw
			Cs134	— Bq/kg raw	±	— Bq/kg raw		Cs134	1.5 Bq/kg raw

※"\_" used in Measurement Result and Uncertainty shows that the value is below the detection limit.

But it does not necessary mean 0(zero)Bq/kg.



★Gamma-ray

(Bq/kg raw:Weight of raw sample Bq/kg dry:Weight of dried sample)

Samples	Sampling Point	Sampling Month	Measurement Result		Uncertainty		Total Amount of Cesium	Minimum Limit of Detection	
Blackberry	Taira, shimokabeya, Iwaki	Aug-20	Cs137	— Bq/kg raw	± — Bq/kg raw	Under Minimum Limit of Detection	Cs137	2.0 Bq/kg raw	
			Cs134	— Bq/kg raw	± — Bq/kg raw		Cs134	1.7 Bq/kg raw	
Peach	Taira, shimokabeya, Iwaki	Jun-20	Cs137	— Bq/kg raw	± — Bq/kg raw	Under Minimum Limit of Detection	Cs137	10.7 Bq/kg raw	
			Cs134	— Bq/kg raw	± — Bq/kg raw		Cs134	8.8 Bq/kg raw	
Yogurt	Waga, Iwate	Aug-20	Cs137	— Bq/kg raw	± — Bq/kg raw	Under Minimum Limit of Detection	Cs137	1.7 Bq/kg raw	
			Cs134	— Bq/kg raw	± — Bq/kg raw		Cs134	1.3 Bq/kg raw	
Milk	Hokkaido	Aug-20	Cs137	— Bq/kg raw	± — Bq/kg raw	Under Minimum Limit of Detection	Cs137	1.1 Bq/kg raw	
			Cs134	— Bq/kg raw	± — Bq/kg raw		Cs134	0.9 Bq/kg raw	
Apple juice	Soma, Hirosaki, Aomori	Aug-20	Cs137	— Bq/kg raw	± — Bq/kg raw	Under Minimum Limit of Detection	Cs137	1.2 Bq/kg raw	
			Cs134	— Bq/kg raw	± — Bq/kg raw		Cs134	1.2 Bq/kg raw	
Strawberry cider	Sendai, Miyagi	Aug-20	Cs137	— Bq/kg raw	± — Bq/kg raw	Under Minimum Limit of Detection	Cs137	1.2 Bq/kg raw	
			Cs134	— Bq/kg raw	± — Bq/kg raw		Cs134	1.2 Bq/kg raw	
Soft drink	Kami, Kami, Miyagi	May-20	Cs137	— Bq/kg raw	± — Bq/kg raw	Under Minimum Limit of Detection	Cs137	1.3 Bq/kg raw	
			Cs134	— Bq/kg raw	± — Bq/kg raw		Cs134	1.2 Bq/kg raw	
Barley tea	Unknown	2019	Cs137	— Bq/kg raw	± — Bq/kg raw	Under Minimum Limit of Detection	Cs137	2.2 Bq/kg raw	
			Cs134	— Bq/kg raw	± — Bq/kg raw		Cs134	1.7 Bq/kg raw	
Pour tea	China (production)	Unknown	Cs137	— Bq/kg raw	± — Bq/kg raw	Under Minimum Limit of Detection	Cs137	3.3 Bq/kg raw	
			Cs134	— Bq/kg raw	± — Bq/kg raw		Cs134	2.5 Bq/kg raw	
Red wine	Iwaki city	Aug-20	Cs137	— Bq/kg raw	± — Bq/kg raw	Under Minimum Limit of Detection	Cs137	1.8 Bq/kg raw	
			Cs134	— Bq/kg raw	± — Bq/kg raw		Cs134	1.7 Bq/kg raw	
Egg	Kawabe, Iwaki	Aug-20	Cs137	— Bq/kg raw	± — Bq/kg raw	Under Minimum Limit of Detection	Cs137	1.7 Bq/kg raw	
			Cs134	— Bq/kg raw	± — Bq/kg raw		Cs134	1.3 Bq/kg raw	
Quail egg	Takasaki, Gunma	Aug-20	Cs137	— Bq/kg raw	± — Bq/kg raw	Under Minimum Limit of Detection	Cs137	2.3 Bq/kg raw	
			Cs134	— Bq/kg raw	± — Bq/kg raw		Cs134	1.8 Bq/kg raw	
Tofu	Japan (production)	Aug-20	Cs137	— Bq/kg raw	± — Bq/kg raw	Under Minimum Limit of Detection	Cs137	1.3 Bq/kg raw	
			Cs134	— Bq/kg raw	± — Bq/kg raw		Cs134	1.2 Bq/kg raw	
Konjac	Takasaki, Gunma	Jul-20	Cs137	— Bq/kg raw	± — Bq/kg raw	Under Minimum Limit of Detection	Cs137	1.2 Bq/kg raw	
			Cs134	— Bq/kg raw	± — Bq/kg raw		Cs134	1.2 Bq/kg raw	
Salted plum	Watabe, Iwaki	Aug-20	Cs137	1.1 Bq/kg raw	± 0.8 Bq/kg raw	1.1	Cs137	1.1 Bq/kg raw	
			Cs134	— Bq/kg raw	± — Bq/kg raw		Cs134	1.0 Bq/kg raw	
Rice seasoning	Fukushima, Osaka	2020	Cs137	— Bq/kg raw	± — Bq/kg raw	Under Minimum Limit of Detection	Cs137	8.0 Bq/kg raw	
			Cs134	— Bq/kg raw	± — Bq/kg raw		Cs134	6.0 Bq/kg raw	
Mix nuts	USA (production)	2020	Cs137	— Bq/kg raw	± — Bq/kg raw	Under Minimum Limit of Detection	Cs137	2.3 Bq/kg raw	
			Cs134	— Bq/kg raw	± — Bq/kg raw		Cs134	2.2 Bq/kg raw	
Dressing	Japan (production)	Jul-20	Cs137	— Bq/kg raw	± — Bq/kg raw	Under Minimum Limit of Detection	Cs137	2.2 Bq/kg raw	
			Cs134	— Bq/kg raw	± — Bq/kg raw		Cs134	1.7 Bq/kg raw	
Houttuynia cordata tea	Kanayama, Iwaki	Jul-20	Cs137	— Bq/kg raw	± — Bq/kg raw	Under Minimum Limit of Detection	Cs137	3.3 Bq/kg raw	
			Cs134	— Bq/kg raw	± — Bq/kg raw		Cs134	2.7 Bq/kg raw	
Oak leaf	Taira, shimokabeya, Iwaki	Jun-20	Cs137	— Bq/kg raw	± — Bq/kg raw	Under Minimum Limit of Detection	Cs137	5.1 Bq/kg raw	
			Cs134	— Bq/kg raw	± — Bq/kg raw		Cs134	3.9 Bq/kg raw	
Fallen leaves	Taira, Iwaki	Aug-20	Cs137	182.0 Bq/kg raw	± 36.0 Bq/kg raw	182.0	Cs137	12.8 Bq/kg raw	
			Cs134	— Bq/kg raw	± — Bq/kg raw		Cs134	11.6 Bq/kg raw	
Soil①	Nakajima, Nishishirakawa, Fukushima	Aug-20	Cs137	3980.0 Bq/kg dry	± 432.0 Bq/kg dry	4212.0	Cs137	14.3 Bq/kg dry	
			Cs134	232.0 Bq/kg dry	± 32.1 Bq/kg dry		Cs134	13.4 Bq/kg dry	
Soil②	Nakajima, Nishishirakawa, Fukushima	Aug-20	Cs137	579.0 Bq/kg dry	± 63.7 Bq/kg dry	610.8	Cs137	5.7 Bq/kg dry	
			Cs134	31.8 Bq/kg dry	± 5.5 Bq/kg dry		Cs134	6.5 Bq/kg dry	
Soil	Hashiriguma, Kashima, Iwaki	Aug-20	Cs137	144.0 Bq/kg dry	± 15.6 Bq/kg dry	152.0	Cs137	2.0 Bq/kg dry	
			Cs134	8.0 Bq/kg dry	± 1.5 Bq/kg dry		Cs134	3.1 Bq/kg dry	

※"\_" used in Measurement Result and Uncertainty shows that the value is below the detection limit.

But it does not necessary mean 0(zero)Bq/kg.



★Gamma-ray

(Bq/kg raw:Weight of raw sample Bq/kg dry:Weight of dried sample)

Samples	Sampling Point	Sampling Month	Measurement Result		Uncertainty		Total Amount of Cesium	Minimum Limit of Detection			
Soil(In the park)	Yotsukura, Iwaki	Aug-20	Cs137	51.4	Bq/kg dry	± 6.7	Bq/kg dry	51.4	Cs137	4.4	Bq/kg dry
			Cs134	—	Bq/kg dry	± —	Bq/kg dry		Cs134	5.3	Bq/kg dry
Soil(In the park)	Yotsukura, Iwaki	Aug-20	Cs137	50.6	Bq/kg dry	± 6.7	Bq/kg dry	50.6	Cs137	5.3	Bq/kg dry
			Cs134	—	Bq/kg dry	± —	Bq/kg dry		Cs134	6.1	Bq/kg dry
Soil(In the park) under the Monkey bar	Yotsukura, Iwaki	Aug-20	Cs137	28.6	Bq/kg dry	± 0.6	Bq/kg dry	28.6	Cs137	2.1	Bq/kg dry
			Cs134	—	Bq/kg dry	± —	Bq/kg dry		Cs134	2.2	Bq/kg dry
Soil (in the park)	Yotsukura, Iwaki	Aug-20	Cs137	19.5	Bq/kg dry	± 2.8	Bq/kg dry	19.5	Cs137	3.4	Bq/kg dry
			Cs134	—	Bq/kg dry	± —	Bq/kg dry		Cs134	3.3	Bq/kg dry
Soil (in the park)	Yotsukura, Iwaki	Aug-20	Cs137	7.9	Bq/kg dry	± 1.3	Bq/kg dry	7.9	Cs137	1.8	Bq/kg dry
			Cs134	—	Bq/kg dry	± —	Bq/kg dry		Cs134	2.0	Bq/kg dry
Soil (in the park) under the Playground equipment	Yotsukura, Iwaki	Aug-20	Cs137	5.7	Bq/kg dry	± 0.9	Bq/kg dry	5.7	Cs137	1.8	Bq/kg dry
			Cs134	—	Bq/kg dry	± —	Bq/kg dry		Cs134	2.3	Bq/kg dry
Soil (in the park)	Yotsukura, Iwaki	Aug-20	Cs137	5.4	Bq/kg dry	± 1.2	Bq/kg dry	5.4	Cs137	2.9	Bq/kg dry
			Cs134	—	Bq/kg dry	± —	Bq/kg dry		Cs134	3.1	Bq/kg dry
Soil (in the park) Sand Box	Yotsukura, Iwaki	Aug-20	Cs137	2.6	Bq/kg dry	± 0.5	Bq/kg dry	2.6	Cs137	1.4	Bq/kg dry
			Cs134	—	Bq/kg dry	± —	Bq/kg dry		Cs134	1.5	Bq/kg dry
Soil (in the park)	Yotsukura, Iwaki	Aug-20	Cs137	—	Bq/kg dry	± —	Bq/kg dry	Under Minimum Limit of Detection	Cs137	1.7	Bq/kg dry
			Cs134	—	Bq/kg dry	± —	Bq/kg dry		Cs134	1.8	Bq/kg dry
Soil (in the park)	Nittamae, Taira Iwaki	Aug-20	Cs137	767.0	Bq/kg dry	± 83.5	Bq/kg dry	802.3	Cs137	2.8	Bq/kg dry
			Cs134	35.3	Bq/kg dry	± 6.4	Bq/kg dry		Cs134	3.5	Bq/kg dry
Soil (in the park)	Nittamae, Taira Iwaki	Aug-20	Cs137	655.0	Bq/kg dry	± 70.9	Bq/kg dry	688.0	Cs137	3.9	Bq/kg dry
			Cs134	33.0	Bq/kg dry	± 5.7	Bq/kg dry		Cs134	5.2	Bq/kg dry
Soil (in the park) under the Horizontal bar	Nittamae, Taira Iwaki	Aug-20	Cs137	550.0	Bq/kg dry	± 60.8	Bq/kg dry	580.0	Cs137	7.4	Bq/kg dry
			Cs134	30.0	Bq/kg dry	± 5.9	Bq/kg dry		Cs134	8.7	Bq/kg dry
Soil (in the park)	Nittamae, Taira Iwaki	Aug-20	Cs137	537.0	Bq/kg dry	± 58.0	Bq/kg dry	568.1	Cs137	2.8	Bq/kg dry
			Cs134	31.1	Bq/kg dry	± 5.1	Bq/kg dry		Cs134	3.2	Bq/kg dry
Soil (in the park)	Nittamae, Taira Iwaki	Aug-20	Cs137	540.0	Bq/kg dry	± 59.6	Bq/kg dry	567.2	Cs137	4.8	Bq/kg dry
			Cs134	27.2	Bq/kg dry	± 5.1	Bq/kg dry		Cs134	6.0	Bq/kg dry
Soil (in the park)	Nittamae, Taira Iwaki	Aug-20	Cs137	230.0	Bq/kg dry	± 25.7	Bq/kg dry	243.5	Cs137	2.3	Bq/kg dry
			Cs134	13.5	Bq/kg dry	± 3.1	Bq/kg dry		Cs134	2.8	Bq/kg dry
Soil (in the park)	Nittamae, Taira Iwaki	Aug-20	Cs137	119.0	Bq/kg dry	± 13.9	Bq/kg dry	124.4	Cs137	4.0	Bq/kg dry
			Cs134	5.4	Bq/kg dry	± 1.7	Bq/kg dry		Cs134	5.0	Bq/kg dry
Soil (in the park) under the Swing	Nittamae, Taira Iwaki	Aug-20	Cs137	44.6	Bq/kg dry	± 5.6	Bq/kg dry	44.6	Cs137	4.3	Bq/kg dry
			Cs134	—	Bq/kg dry	± —	Bq/kg dry		Cs134	4.7	Bq/kg dry
Soil (in the park)	Nittamae, Taira Iwaki	Aug-20	Cs137	—	Bq/kg dry	± —	Bq/kg dry	Under Minimum Limit of Detection	Cs137	2.4	Bq/kg dry
			Cs134	—	Bq/kg dry	± —	Bq/kg dry		Cs134	2.4	Bq/kg dry
Soil (in the park)	Doushi, Taira, Iwaki	Aug-20	Cs137	1130.0	Bq/kg dry	± 122.0	Bq/kg dry	1201.8	Cs137	7.2	Bq/kg dry
			Cs134	71.8	Bq/kg dry	± 10.1	Bq/kg dry		Cs134	8.8	Bq/kg dry
Soil (in the park) under the Jungle gym	Doushi, Taira, Iwaki	Aug-20	Cs137	928.0	Bq/kg dry	± 99.4	Bq/kg dry	979.3	Cs137	7.1	Bq/kg dry
			Cs134	51.3	Bq/kg dry	± 7.3	Bq/kg dry		Cs134	7.8	Bq/kg dry
Soil (in the park)	Doushi, Taira, Iwaki	Aug-20	Cs137	798.0	Bq/kg dry	± 87.3	Bq/kg dry	837.8	Cs137	3.7	Bq/kg dry
			Cs134	39.8	Bq/kg dry	± 7.1	Bq/kg dry		Cs134	4.7	Bq/kg dry
Soil (in the park)	Doushi, Taira, Iwaki	Aug-20	Cs137	400.0	Bq/kg dry	± 45.1	Bq/kg dry	420.8	Cs137	5.6	Bq/kg dry
			Cs134	20.8	Bq/kg dry	± 5.0	Bq/kg dry		Cs134	6.7	Bq/kg dry
Soil (in the park)	Doushi, Taira, Iwaki	Aug-20	Cs137	366.0	Bq/kg dry	± 41.2	Bq/kg dry	386.3	Cs137	4.3	Bq/kg dry
			Cs134	20.3	Bq/kg dry	± 4.5	Bq/kg dry		Cs134	5.0	Bq/kg dry
Soil(in the park) under the slide	Doushi, Taira, Iwaki	Aug-20	Cs137	231.0	Bq/kg dry	± 25.7	Bq/kg dry	244.5	Cs137	5.8	Bq/kg dry
			Cs134	13.5	Bq/kg dry	± 3.0	Bq/kg dry		Cs134	7.2	Bq/kg dry

※"—" used in Measurement Result and Uncertainty shows that the value is below the detection limit.

But it does not necessary mean 0(zero)Bq/kg.



## ★Gamma-ray




(Bq/kg raw:Weight of raw sample Bq/kg dry:Weight of dried sample)

Samples	Sampling Point	Sampling Month	Measurement Result		Uncertainty		Total Amount of Cesium	Minimum Limit of Detection			
Soil (in the park)	Taira, Iwaki	Aug-20	Cs137	1260.0	Bq/kg dry	± 135.0	Bq/kg dry	1339.2	Cs137	7.0	Bq/kg dry
			Cs134	79.2	Bq/kg dry	± 10.9	Bq/kg dry		Cs134	8.4	Bq/kg dry
Soil (in the park)	Taira, Iwaki	Aug-20	Cs137	877.0	Bq/kg dry	± 96.9	Bq/kg dry	925.3	Cs137	3.4	Bq/kg dry
			Cs134	48.3	Bq/kg dry	± 8.9	Bq/kg dry		Cs134	4.2	Bq/kg dry
Soil (in the park)	Taira, Iwaki	Aug-20	Cs137	646.0	Bq/kg dry	± 72.5	Bq/kg dry	685.6	Cs137	8.4	Bq/kg dry
			Cs134	39.6	Bq/kg dry	± 7.2	Bq/kg dry		Cs134	10.1	Bq/kg dry
Soil (in the park)	Taira, Iwaki	Aug-20	Cs137	513.0	Bq/kg dry	± 56.4	Bq/kg dry	543.3	Cs137	6.0	Bq/kg dry
			Cs134	30.3	Bq/kg dry	± 5.9	Bq/kg dry		Cs134	7.2	Bq/kg dry
Soil (in the park)	Taira, Iwaki	Aug-20	Cs137	60.0	Bq/kg dry	± 7.6	Bq/kg dry	60.0	Cs137	2.4	Bq/kg dry
			Cs134	—	Bq/kg dry	± —	Bq/kg dry		Cs134	3.7	Bq/kg dry
Soil (in the park) under the Bench	Taira, Iwaki	Aug-20	Cs137	54.6	Bq/kg dry	± 7.0	Bq/kg dry	54.6	Cs137	4.7	Bq/kg dry
			Cs134	—	Bq/kg dry	± —	Bq/kg dry		Cs134	5.5	Bq/kg dry
Soil (in the park)	Tamagawamati higashi, Onahama, Iwaki	Jul-20	Cs137	476.0	Bq/kg dry	± 52.1	Bq/kg dry	500.7	Cs137	5.4	Bq/kg dry
			Cs134	24.7	Bq/kg dry	± 4.4	Bq/kg dry		Cs134	6.9	Bq/kg dry
Soil (in the park)	Tamagawamati higashi, Onahama, Iwaki	Jul-20	Cs137	354.0	Bq/kg dry	± 36.2	Bq/kg dry	370.3	Cs137	2.4	Bq/kg dry
			Cs134	16.3	Bq/kg dry	± 2.4	Bq/kg dry		Cs134	3.3	Bq/kg dry
Soil(in the park) under the slide	Tamagawamati higashi, Onahama, Iwaki	Jul-20	Cs137	288.0	Bq/kg dry	± 31.3	Bq/kg dry	304.6	Cs137	2.3	Bq/kg dry
			Cs134	16.6	Bq/kg dry	± 3.0	Bq/kg dry		Cs134	2.8	Bq/kg dry
Soil (in the park)	Tamagawamati higashi, Onahama, Iwaki	Jul-20	Cs137	162.0	Bq/kg dry	± 18.3	Bq/kg dry	170.5	Cs137	4.4	Bq/kg dry
			Cs134	8.5	Bq/kg dry	± 2.0	Bq/kg dry		Cs134	5.4	Bq/kg dry
Soil (in the park) under the Horizontal bar	Tamagawamati higashi, Onahama, Iwaki	Jul-20	Cs137	38.5	Bq/kg dry	± 6.5	Bq/kg dry	38.5	Cs137	3.5	Bq/kg dry
			Cs134	—	Bq/kg dry	± —	Bq/kg dry		Cs134	3.6	Bq/kg dry
Soil (in the park)	Tamagawamati higashi, Onahama, Iwaki	Jul-20	Cs137	33.0	Bq/kg dry	± 4.4	Bq/kg dry	33.0	Cs137	2.2	Bq/kg dry
			Cs134	—	Bq/kg dry	± —	Bq/kg dry		Cs134	3.7	Bq/kg dry
Soil (in the park)	Tamagawamati higashi, Onahama, Iwaki	Jul-20	Cs137	24.9	Bq/kg dry	± 3.5	Bq/kg dry	24.9	Cs137	3.8	Bq/kg dry
			Cs134	—	Bq/kg dry	± —	Bq/kg dry		Cs134	4.3	Bq/kg dry
Soil (in the park) under the Swing	Tamagawamati higashi, Onahama, Iwaki	Jul-20	Cs137	—	Bq/kg dry	± —	Bq/kg dry	Under Minimum Limit of Detection	Cs137	3.9	Bq/kg dry
			Cs134	—	Bq/kg dry	± —	Bq/kg dry		Cs134	4.4	Bq/kg dry
Soil (in the park)	Tamagawamati minami, Onahama, Iwaki	Jul-20	Cs137	1250.0	Bq/kg dry	± 136.0	Bq/kg dry	1318.5	Cs137	3.3	Bq/kg dry
			Cs134	68.5	Bq/kg dry	± 10.8	Bq/kg dry		Cs134	3.4	Bq/kg dry
Soil (in the park)	Tamagawamati minami, Onahama, Iwaki	Jul-20	Cs137	957.0	Bq/kg dry	± 105.0	Bq/kg dry	1014.2	Cs137	4.4	Bq/kg dry
			Cs134	57.2	Bq/kg dry	± 9.2	Bq/kg dry		Cs134	5.6	Bq/kg dry
Soil (in the park)	Tamagawamati minami, Onahama, Iwaki	Jul-20	Cs137	522.0	Bq/kg dry	± 57.5	Bq/kg dry	556.9	Cs137	2.7	Bq/kg dry
			Cs134	34.9	Bq/kg dry	± 5.3	Bq/kg dry		Cs134	3.1	Bq/kg dry
Soil (in the park)	Tamagawamati minami, Onahama, Iwaki	Jul-20	Cs137	476.0	Bq/kg dry	± 51.8	Bq/kg dry	502.8	Cs137	2.4	Bq/kg dry
			Cs134	26.8	Bq/kg dry	± 4.6	Bq/kg dry		Cs134	2.8	Bq/kg dry
Soil (in the park) under the slide	Tamagawamati minami, Onahama, Iwaki	Jul-20	Cs137	388.0	Bq/kg dry	± 44.5	Bq/kg dry	408.4	Cs137	5.3	Bq/kg dry
			Cs134	20.4	Bq/kg dry	± 5.1	Bq/kg dry		Cs134	7.0	Bq/kg dry
Soil (in the park)	Tamagawamati minami, Onahama, Iwaki	Jul-20	Cs137	242.0	Bq/kg dry	± 28.0	Bq/kg dry	254.4	Cs137	2.1	Bq/kg dry
			Cs134	12.4	Bq/kg dry	± 3.5	Bq/kg dry		Cs134	3.0	Bq/kg dry
Soil (in the park)	Tamagawamati minami, Onahama, Iwaki	Jul-20	Cs137	121.0	Bq/kg dry	± 12.6	Bq/kg dry	124.5	Cs137	2.0	Bq/kg dry
			Cs134	3.5	Bq/kg dry	± 0.9	Bq/kg dry		Cs134	3.1	Bq/kg dry
Soil (in the park) under the Swing	Tamagawamati higashi, Onahama, Iwaki	Jul-20	Cs137	39.1	Bq/kg dry	± 4.8	Bq/kg dry	39.1	Cs137	3.5	Bq/kg dry
			Cs134	—	Bq/kg dry	± —	Bq/kg dry		Cs134	4.1	Bq/kg dry
Vacuum cleaner dust	Kashima-ku, Minamisoma, Fukushima	Jul-20	Cs137	2405.5	Bq/kg raw	± 221.4	Bq/kg raw	2492.4	Cs137	22.0	Bq/kg raw
			Cs134	86.9	Bq/kg raw	± 19.6	Bq/kg raw		Cs134	19.2	Bq/kg raw

※"—" used in Measurement Result and Uncertainty shows that the value is below the detection limit.

But it does not necessary mean 0(zero)Bq/kg.

★Gamma-ray

Measuring instrument		Feature	Guide to lower limit※
<b>NaI Scintillation Spectrometer</b>			
Product of ATOMTEX AT1320A 	Product of BERTHOLD LB2045 	· Gamma-ray spectrometer with NaI scintillation detector.	Food (Sample 1kg) Lower limit 1.0Bq/Kg Soil (Sample 1kg) Lower limit 2.5Bq/Kg Material (Sample 1kg) Lower limit 1.0Bq/Kg Water (Sample 20L) Lower limit 0.02Bq/L
<b>Germanium Semiconductor detector</b>			
ORTEC GEM30-70 	· Radioactivity measurement series. Quantitative analysis based on "Gamma-ray spectrometry with germanium semiconductor detector." · Relative efficiency 35%	Food (Sample 2kg) Lower limit 0.04Bq/Kg Soil (Sample 1kg) Lower limit 0.06Bq/Kg Material (Sample 1kg) Lower limit 0.06Bq/Kg Water (Sample 20L) Lower limit 0.001Bq/L	

※The lower limit varies depending on the sample weight and measurement time.

Measuring instrument: Germanium Semiconductor detector (Bq/kg raw: Weight of raw sample Bq/kg dry: Weight of dried sample)

Samples	Sampling Point	Sampling Month	Measurement Result		Uncertainty		Total Amount of Cesium	Minimum Limit of Detection	
Brown rice	Fukushima Pref.	Oct-19	Cs137	0.63 Bq/kg raw	± 0.03 Bq/kg raw	0.63	Cs137	0.07 Bq/kg raw	
			Cs134	— Bq/kg raw	± — Bq/kg raw		Cs134	0.08 Bq/kg raw	
Potato	Iwaki city	Aug-20	Cs137	— Bq/kg raw	± — Bq/kg raw	Under Minimum Limit of Detection	Cs137	0.09 Bq/kg raw	
			Cs134	— Bq/kg raw	± — Bq/kg raw		Cs134	0.10 Bq/kg raw	
Green onion	Fukushima Pref.	Aug-20	Cs137	— Bq/kg raw	± — Bq/kg raw	Under Minimum Limit of Detection	Cs137	0.1 Bq/kg raw	
			Cs134	— Bq/kg raw	± — Bq/kg raw		Cs134	0.1 Bq/kg raw	
Japanese mustard spinach	Ibaraki Pref.	Aug-20	Cs137	0.18 Bq/kg raw	± 0.04 Bq/kg raw	0.18	Cs137	0.09 Bq/kg raw	
			Cs134	— Bq/kg raw	± — Bq/kg raw		Cs134	0.10 Bq/kg raw	
Leek	Nakajima, Nishishirakawa, Fukushima	Aug-20	Cs137	0.7 Bq/kg raw	± 0.1 Bq/kg raw	0.7	Cs137	0.2 Bq/kg raw	
			Cs134	— Bq/kg raw	± — Bq/kg raw		Cs134	0.2 Bq/kg raw	
Green bean	Izumi, Iwaki	Jul-20	Cs137	— Bq/kg raw	± — Bq/kg raw	Under Minimum Limit of Detection	Cs137	0.05 Bq/kg raw	
			Cs134	— Bq/kg raw	± — Bq/kg raw		Cs134	0.05 Bq/kg raw	
Kale	Hongo, Mihara Hiroshima	May-20	Cs137	— Bq/kg raw	± — Bq/kg raw	Under Minimum Limit of Detection	Cs137	0.1 Bq/kg raw	
			Cs134	— Bq/kg raw	± — Bq/kg raw		Cs134	0.1 Bq/kg raw	
Houttuynia Cordata leaf	Kanayama, Iwaki	Jul-20	Cs137	4.9 Bq/kg raw	± 0.30 Bq/kg raw	4.9	Cs137	0.5 Bq/kg raw	
			Cs134	— Bq/kg raw	± — Bq/kg raw		Cs134	0.5 Bq/kg raw	
Fig	Izumigaoka, Iwaki	Jul-20	Cs137	— Bq/kg raw	± — Bq/kg raw	Under Minimum Limit of Detection	Cs137	0.09 Bq/kg raw	
			Cs134	— Bq/kg raw	± — Bq/kg raw		Cs134	0.08 Bq/kg raw	
Pine leaf (Red pine)	Tokai, Naka, Ibaraki	Jul-20	Cs137	55.2 Bq/kg raw	± 0.9 Bq/kg raw	58.0	Cs137	0.4 Bq/kg raw	
			Cs134	2.8 Bq/kg raw	± 0.2 Bq/kg raw		Cs134	0.4 Bq/kg raw	
Pine leaf (Black pine)	Oarai, Higashiibaraki, Ibaraki	Jul-20	Cs137	20.7 Bq/kg raw	± 0.3 Bq/kg raw	21.6	Cs137	0.2 Bq/kg raw	
			Cs134	0.9 Bq/kg raw	± 0.1 Bq/kg raw		Cs134	0.2 Bq/kg raw	
Mulberry leaves	Hitachiota, Ibaraki	Jul-20	Cs137	0.6 Bq/kg raw	± 0.2 Bq/kg raw	0.6	Cs137	0.4 Bq/kg raw	
			Cs134	— Bq/kg raw	± — Bq/kg raw		Cs134	0.4 Bq/kg raw	
White rockfish (flesh)	Around Fukushima Nuclear Power Plant1	Jun-20	Cs137	2.4 Bq/kg raw	± 0.1 Bq/kg raw	2.4	Cs137	0.2 Bq/kg raw	
			Cs134	— Bq/kg raw	± — Bq/kg raw		Cs134	0.2 Bq/kg raw	
White rockfish (flesh)	Around Fukushima Nuclear Power Plant1	Jun-20	Cs137	1.9 Bq/kg raw	± 0.1 Bq/kg raw	1.9	Cs137	0.2 Bq/kg raw	
			Cs134	— Bq/kg raw	± — Bq/kg raw		Cs134	0.2 Bq/kg raw	
White rockfish (flesh)	Around Fukushima Nuclear Power Plant1	Jun-20	Cs137	1.3 Bq/kg raw	± 0.1 Bq/kg raw	1.3	Cs137	0.3 Bq/kg raw	
			Cs134	— Bq/kg raw	± — Bq/kg raw		Cs134	0.3 Bq/kg raw	

※"—"used in Measurement Result and Uncertainty shows that the value is below the detection limit.

But it does not necessary mean 0(zero)Bq/kg.



★Gamma-ray

(Bq/kg raw:Weight of raw sample Bq/kg dry:Weight of dried sample)


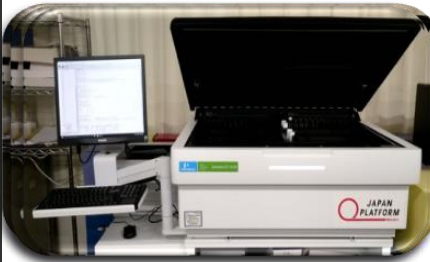
Samples	Sampling Point	Sampling Month	Measurement Result		Uncertainty	Total Amount of Cesium	Minimum Limit of Detection	
Sea water A (surface)	Off the coast of Fukushima Nuclear Power Plant 1	Jun-20	Cs137	0.010 Bq/L	± 0.0006 Bq/L	0.010	Cs137	0.0009 Bq/L
			Cs134	— Bq/L	± — Bq/L		Cs134	0.001 Bq/L
Sea water A (lower)	Off the coast of Fukushima Nuclear Power Plant 1	Jun-20	Cs137	0.015 Bq/L	± 0.0007 Bq/L	0.016	Cs137	0.0009 Bq/L
			Cs134	0.001 Bq/L	± 0.0006 Bq/L		Cs134	0.001 Bq/L
Sea water B (surface)	Off the coast of Fukushima Nuclear Power Plant 1	Jun-20	Cs137	0.003 Bq/L	± 0.0005 Bq/L	0.003	Cs137	0.001 Bq/L
			Cs134	— Bq/L	± — Bq/L		Cs134	0.001 Bq/L
Sea water B (lower)	Off the coast of Fukushima Nuclear Power Plant 1	Jun-20	Cs137	0.014 Bq/L	± 0.0007 Bq/L	0.014	Cs137	0.0009 Bq/L
			Cs134	— Bq/L	± — Bq/L		Cs134	0.001 Bq/L
Sea water C (surface)	Off the coast of Fukushima Nuclear Power Plant 1	Jun-20	Cs137	0.004 Bq/L	± 0.0005 Bq/L	0.004	Cs137	0.0009 Bq/L
			Cs134	— Bq/L	± — Bq/L		Cs134	0.001 Bq/L
Sea water C (lower)	Off the coast of Fukushima Nuclear Power Plant 1	Jun-20	Cs137	0.012 Bq/L	± 0.0006 Bq/L	0.012	Cs137	0.0009 Bq/L
			Cs134	— Bq/L	± — Bq/L		Cs134	0.001 Bq/L
Sea water (surface)	Tomioka port/ Fukushima Pref.	Jun-20	Cs137	0.012 Bq/L	± 0.0006 Bq/L	0.012	Cs137	0.0009 Bq/L
			Cs134	— Bq/L	± — Bq/L		Cs134	0.001 Bq/L
Sea water (lower)	Tomioka port/ Fukushima Pref.	Jun-20	Cs137	0.095 Bq/L	± 0.001 Bq/L	0.100	Cs137	0.001 Bq/L
			Cs134	0.005 Bq/L	± 0.0006 Bq/L		Cs134	0.001 Bq/L

※"\_"used in Measurement Result and Uncertainty shows that the value is below the detection limit.

But it does not necessary mean 0(zero)Bq/kg.



★Beta-ray

Measuring instrument		Feature
Liquid Scintillation Counter		
Product of Hidex <b>HIDEX 300SL</b>	Product of PerkinElmer Japan <b>Quantulus GCT 622</b>	Equipment for measuring low-energy beta-ray emission nuclides
		Measuring nuclide Strontium90 Half-life 30 years Organically bound 3H Half-life 12.3 years Free-water 3H Half-life 12.3 years
		All samples are measured in liquid condition after several days of pretreatment.

(Bq/Kg raw:Weight of raw sample Bq/Kg dry:Weight of dried sample)

Samples	Sampling Point	Sampling Month	Measurement Result		Uncertainty	Minimum Limit of Detection
				Bq/kg dry		
Red seabream (flesh)	Maizuru, Kyoto	Jun-20	T (Organic)	Under Minimum Limit of Detection	± — Bq/kg dry	1.42 Bq/kg dry
Young yellowtail (flesh)	Maizuru, Kyoto	Jun-20	T (Organic)	Under Minimum Limit of Detection	± — Bq/kg dry	1.52 Bq/kg dry
Aralia sprout	Fushiguro, Date, Fukushima	Apr-19	Sr90	0.24 Bq/kg dry	± 0.08 Bq/kg dry	0.12 Bq/kg dry
Shingled hedgehog mushroom	Tabito, Iwaki	Oct-18	Sr90	Under Minimum Limit of Detection	± — Bq/kg dry	0.39 Bq/kg dry
Bluefin tuna (non-farmed)	Japan (production)	Jul-18	Sr90	Under Minimum Limit of Detection	± — Bq/kg dry	0.13 Bq/kg dry
Yong yellowtail (hed. bone)	Maizuru, Kyoto	Jun-20	Sr90	0.12 Bq/kg dry	± 0.07 Bq/kg dry	0.10 Bq/kg dry
Pine cone	Uchigo, Iwaki	Oct-18	Sr90	1.13 Bq/kg dry	± 0.27 Bq/kg dry	0.34 Bq/kg dry
Pine cone	Kume Island, Shimajiri, Okinawa	Jun-18	Sr90	Under Minimum Limit of Detection	± — Bq/kg dry	0.33 Bq/kg dry
Soil	Kashima-ku, Minamisoma, Fukushima	Nov-18	Sr90	2.46 Bq/kg dry	± 1.14 Bq/kg dry	1.70 Bq/kg dry
Soil	Kashima-ku, Minamisoma, Fukushima	Nov-18	Sr90	Under Minimum Limit of Detection	± — Bq/kg dry	1.67 Bq/kg dry
Soil	Taira, Iwaki	Jul-20	Sr90	5.42 Bq/kg dry	± 1.06 Bq/kg dry	1.55 Bq/kg dry
Soil	Ohara, Onahama Iwaki	Aug-18	Sr90	Under Minimum Limit of Detection	± — Bq/kg dry	1.53 Bq/kg dry
Soil	Izumigaoka, Iwaki	Sep-18	Sr90	Under Minimum Limit of Detection	± — Bq/kg dry	2.44 Bq/kg dry
Soil	Tono, Iwaki	Oct-18	Sr90	1.81 Bq/kg dry	± 1.03 Bq/kg dry	1.54 Bq/kg dry
Soil	Aso, Kumamoto	Nov-18	Sr90	Under Minimum Limit of Detection	± — Bq/kg dry	1.59 Bq/kg dry
Pine leaf	Okuma, Futaba, Fukushima	Oct-18	Sr90	42.70 Bq/kg dry	± 2.02 Bq/kg dry	0.91 Bq/kg dry
Fallen leaves	Okuma, Futaba, Fukushima	Dec-18	Sr90	24.22 Bq/kg dry	± 1.62 Bq/kg dry	0.97 Bq/kg dry
Mulberry leaves	Hitachiota, Ibaraki	Jul-20	Sr90	2.31 Bq/kg dry	± 0.33 Bq/kg dry	0.34 Bq/kg dry



★Beta-ray

(Bq/Kg raw:Weight of raw sample Bq/Kg dry:Weight of dried sample)

Samples	Sampling Point	Sampling Month	Measurement Result		Uncertainty	Minimum Limit of Detection
Ash of Cypress	Mashiko,Haga, Tochigi	2011/3 (Immediately before the Earthquake disaster)	Sr90	179.37 Bq/kg dry	± 5.94 Bq/kg dry	1.96 Bq/kg dry
Ash of Zelkova	Mashiko,Haga, Tochigi	Mar-10	Sr90	214.81 Bq/kg dry	± 6.39 Bq/kg dry	1.90 Bq/kg dry
Ash of Firewood	Iga,Nagano	Jan-19	Sr90	661.42 Bq/kg dry	± 10.35 Bq/kg dry	1.66 Bq/kg dry
Groundwater	Futabamachi, Futaba,Fukushima	Jul-20	Sr90	Under Minimum Limit of Detection Bq/L	± — Bq/L	0.0006 Bq/L
Sea water	OnahamaPort, Iwaki	Jul-20	Sr90	Under Minimum Limit of Detection Bq/L	± — Bq/L	0.0007 Bq/L



# Measurement results of 15 items by germanium semiconductor detector

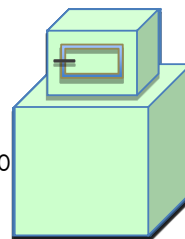
Dr. Tetsuji Imanaka, Institute of Multiple Nuclear Science, Kyoto University

In order to convey more measurement results to everyone, we have asked Dr. Tetsuji Imanaka of the Institute of Advanced Nuclear Science, Kyoto University, to measure low-dose samples using germanium semiconductor detectors. Measurement samples are not only from Fukushima Prefecture but also come from other prefectures. Please compare data based on measurements from various regions and use them to protect your children from radiation exposure.

## ★Gamma-ray

Measuring instrument : Germanium Semiconductor detector

- Product of CANBERRA(CA),USA GX3018 Relative efficiency 30% or more
- Product of ORTEC(OR),USA GMX25-70 Relative efficiency 35%



(Bq/kg raw:Weight of raw sample Bq/kg dry:Weight of dried sample)

Samples	Sampling Point	Sampling Month	measuring instrument	Measurement Result		Uncertainty		Total Amount of Cesium	Minimum Limit of Detection	
Ginkgo	Tsunoda, Miyagi	Jul-20	CA	Cs137	75 Bq/kg raw	± 1 Bq/kg raw	78.6	Cs137	— Bq/kg raw	
				Cs134	3.6 Bq/kg raw	± 0.2 Bq/kg raw		Cs134	— Bq/kg raw	
Freeze-dried Japanese white radish	Takine, Tamura, Fukushima	Feb-20	CA	Cs137	4.0 Bq/kg raw	± 0.2 Bq/kg raw	4.0	Cs137	— Bq/kg raw	
				Cs134	— Bq/kg raw	± — Bq/kg raw		Cs134	— Bq/kg raw	
Shitake mushroom grown in log(dried)	Kumamoto Pref.	Jun-20	CA	Cs137	80 Bq/kg raw	± 1 Bq/kg raw	83.5	Cs137	— Bq/kg raw	
				Cs134	3.5 Bq/kg raw	± 0.4 Bq/kg raw		Cs134	— Bq/kg raw	
Shitake mushroom grown in bacteria-bed(raw)	Hanawa, Higashi-shirakawa, Fukushima	Jun-20	CA	Cs137	71 Bq/kg raw	± 1 Bq/kg raw	74.3	Cs137	— Bq/kg raw	
				Cs134	3.3 Bq/kg raw	± 0.3 Bq/kg raw		Cs134	— Bq/kg raw	
Green chili(dried)	Iitate, Soma, Fukushima	Mar-20	CA	Cs137	3.4 Bq/kg raw	± 0.4 Bq/kg raw	3.4	Cs137	— Bq/kg raw	
				Cs134	— Bq/kg raw	± — Bq/kg raw		Cs134	— Bq/kg raw	
Bamboo shoots (dried)	Miyagi Pref.	May-20	CA	Cs137	76 Bq/kg raw	± 1 Bq/kg raw	79.8	Cs137	— Bq/kg raw	
				Cs134	3.8 Bq/kg raw	± 0.3 Bq/kg raw		Cs134	— Bq/kg raw	
Chicken breast	Hachimantai, Iwate	May-20	CA	Cs137	— Bq/kg raw	± — Bq/kg raw	Under Minimum Limit of Detection	Cs137	0.1 Bq/kg raw	
				Cs134	— Bq/kg raw	± — Bq/kg raw		Cs134	— Bq/kg raw	
Mulberry leaves (Tea)	Nihonmatsu, Fukushima	—	CA	Cs137	5.2 Bq/kg raw	± 0.8 Bq/kg raw	5.2	Cs137	— Bq/kg raw	
				Cs134	— Bq/kg raw	± — Bq/kg raw		Cs134	— Bq/kg raw	
Dried small sardines	Nagasaki Pref.	May-20	OR	Cs137	0.2 Bq/kg raw	± 0.1 Bq/kg raw	0.2	Cs137	— Bq/kg raw	
				Cs134	— Bq/kg raw	± — Bq/kg raw		Cs134	— Bq/kg raw	
Sake lees	Kitakata Fukushima	Apr-20	CA	Cs137	— Bq/kg raw	± — Bq/kg raw	Under Minimum Limit of Detection	Cs137	0.2 Bq/kg raw	
				Cs134	— Bq/kg raw	± — Bq/kg raw		Cs134	— Bq/kg raw	
Barley miso	Kita-ku, Kumamoto	Jun-20	OR	Cs137	— Bq/kg raw	± — Bq/kg raw	Under Minimum Limit of Detection	Cs137	0.04 Bq/kg raw	
				Cs134	— Bq/kg raw	± — Bq/kg raw		Cs134	— Bq/kg raw	
Flour	Iwate/Aomori Pref.	May-20	OR	Cs137	— Bq/kg raw	± — Bq/kg raw	Under Minimum Limit of Detection	Cs137	0.1 Bq/kg raw	
				Cs134	— Bq/kg raw	± — Bq/kg raw		Cs134	— Bq/kg raw	
Flour	Hanawa, Higashi-shirakawa, Fukushima	May-20	OR	Cs137	— Bq/kg raw	± — Bq/kg raw	Under Minimum Limit of Detection	Cs137	0.2 Bq/kg raw	
				Cs134	— Bq/kg raw	± — Bq/kg raw		Cs134	— Bq/kg raw	
Soy pulp(dry)	Japan (production)	Oct-19	CA	Cs137	— Bq/kg raw	± — Bq/kg raw	Under Minimum Limit of Detection	Cs137	0.1 Bq/kg raw	
				Cs134	— Bq/kg raw	± — Bq/kg raw		Cs134	— Bq/kg raw	
Soy pulp(dry)	Hanawa, Higashi-shirakawa, Fukushima	May-19	CA	Cs137	— Bq/kg raw	± — Bq/kg raw	Under Minimum Limit of Detection	Cs137	0.2 Bq/kg raw	
				Cs134	— Bq/kg raw	± — Bq/kg raw		Cs134	— Bq/kg raw	

※"\_"used in Measurement Result and Uncertainty shows that the value is below the detection limit.

But it does not necessary mean 0(zero)Bq/kg.

