



Radiation Measurement Results of 176 Items in April






When samples include natural radionuclides we can't deny the possibility of their radiation value counted together in our results.

The list below only shows the measurement results of the samples brought in.

Radioactive contamination level may differ according to sampling points even within the same address.

★Gamma-ray

Measuring instrument		Feature	Guide to lower limit※
NaI Scintillation Spectrometer			
Product of ATOMTEX AT1320A 	Product of BERTHOLD LB2045 	· Gamma-ray spectrometer with NaI scintillation detector.	Food (Sample 1kg) Lower limit 1.0Bq/Kg
			Soil (Sample 1kg) Lower limit 2.5Bq/Kg
			Material (Sample 1kg) Lower limit 1.0Bq/Kg
			Water (Sample 20L) Lower limit 0.02Bq/L
Germanium Semiconductor detector			
ORTEC GEM30-70 		· Radioactivity measurement series. Quantitative analysis based on "Gamma-ray spectrometry with germanium semiconductor detector." · Relative efficiency 35%	Food (Sample 2kg) Lower limit 0.04Bq/Kg
			Soil (Sample 1kg) Lower limit 0.06Bq/Kg
			Material (Sample 1kg) Lower limit 0.06Bq/Kg
			Water (Sample 20L) Lower limit 0.001Bq/L

※The lower limit varies depending on the sample weight and measurement time.

Measuring instrument: Germanium Semiconductor detector (Bq/kg raw: Weight of raw sample Bq/kg dry: Weight of dried sample)

Samples	Sampling Point	Sampling Month	Measurement Result		Uncertainty		Total Amount of Cesium	Minimum Limit of Detection	
			Cs137	Cs134	±	—		Cs137	Cs134
Rice	Akita Pref.	Oct-19	Cs137	—	±	—	Under Minimum Limit of Detection	Cs137	0.9
			Cs134	—	±	—		Cs134	0.8
Glutinous rice (polished rice)	Japan (production)	Oct-19	Cs137	—	±	—	Under Minimum Limit of Detection	Cs137	1.2
			Cs134	—	±	—		Cs134	1.2
Potato	Tairafujima, Iwaki	Apr-20	Cs137	—	±	—	Under Minimum Limit of Detection	Cs137	1.5
			Cs134	—	±	—		Cs134	1.4
Carrot	Ryouzen, Date, Fukushima	Apr-20	Cs137	—	±	—	Under Minimum Limit of Detection	Cs137	1.6
			Cs134	—	±	—		Cs134	1.6
Onion	Ryouzen, Date, Fukushima	Apr-20	Cs137	—	±	—	Under Minimum Limit of Detection	Cs137	1.3
			Cs134	—	±	—		Cs134	1.3
Onion	Tairafujima, Iwaki	Apr-20	Cs137	—	±	—	Under Minimum Limit of Detection	Cs137	1.3
			Cs134	—	±	—		Cs134	1.2
Japanese white radish	Chiba Pref.	Apr-20	Cs137	—	±	—	Under Minimum Limit of Detection	Cs137	1.5
			Cs134	—	±	—		Cs134	1.4
Turnip	Iwaki City	Apr-20	Cs137	—	±	—	Under Minimum Limit of Detection	Cs137	1.7
			Cs134	—	±	—		Cs134	1.5
Yacon	Fukushima Pref.	Apr-20	Cs137	—	±	—	Under Minimum Limit of Detection	Cs137	1.4
			Cs134	—	±	—		Cs134	1.4
Broccoli	Iwaki City	Apr-20	Cs137	—	±	—	Under Minimum Limit of Detection	Cs137	1.8
			Cs134	—	±	—		Cs134	1.7
Japanese mustard spinach	Ryouzen, Date, Fukushima	Apr-20	Cs137	—	±	—	Under Minimum Limit of Detection	Cs137	1.9
			Cs134	—	±	—		Cs134	1.8
Canola flower	Iwaki City	Apr-20	Cs137	—	±	—	Under Minimum Limit of Detection	Cs137	1.6
			Cs134	—	±	—		Cs134	1.4
Canola flower	Tairafujima, Iwaki	Apr-20	Cs137	—	±	—	Under Minimum Limit of Detection	Cs137	1.5
			Cs134	—	±	—		Cs134	1.5
Garland chrysanthemum	Ryouzen, Date, Fukushima	Apr-20	Cs137	—	±	—	Under Minimum Limit of Detection	Cs137	2.5
			Cs134	—	±	—		Cs134	2.4

※"_" used in Measurement Result and Uncertainty shows that the value is below the detection limit.

But it does not necessary mean 0(zero)Bq/kg.



★Gamma-ray

(Bq/kg raw:Weight of raw sample Bq/kg dry:Weight of dried sample)

Samples	Sampling Point	Sampling Month	Measurement Result		Uncertainty		Total Amount of Cesium	Minimum Limit of Detection				
Mustard greens	Ryouzen、Date,Fukushima	Apr-20	Cs137	—	Bq/kg raw	±	—	Bq/kg raw	Under Minimum Limit of Detection	Cs137	1.9	Bq/kg raw
			Cs134	—	Bq/kg raw	±	—	Bq/kg raw		Cs134	1.5	Bq/kg raw
Wasabi greens	Iwaki City	Apr-20	Cs137	—	Bq/kg raw	±	—	Bq/kg raw	Under Minimum Limit of Detection	Cs137	3.3	Bq/kg raw
			Cs134	—	Bq/kg raw	±	—	Bq/kg raw		Cs134	3.1	Bq/kg raw
Tomato	Yotsukura, Iwaki	Apr-20	Cs137	—	Bq/kg raw	±	—	Bq/kg raw	Under Minimum Limit of Detection	Cs137	1.2	Bq/kg raw
			Cs134	—	Bq/kg raw	±	—	Bq/kg raw		Cs134	1.1	Bq/kg raw
Alpine leek	Ryouzen、Date,Fukushima	Apr-20	Cs137	19.1	Bq/kg raw	±	4.5	Bq/kg raw	19.1	Cs137	3.4	Bq/kg raw
			Cs134	—	Bq/kg raw	±	—	Bq/kg raw		Cs134	3.3	Bq/kg raw
Butterbur sprout	Odaka,Minamisoma,Fukushima	Mar-20	Cs137	92.9	Bq/kg raw	±	10.9	Bq/kg raw	97.9	Cs137	5.1	Bq/kg raw
			Cs134	5.0	Bq/kg raw	±	2.8	Bq/kg raw		Cs134	3.7	Bq/kg raw
Butterbur sprout	Koriyama,Fukushima	Apr-20	Cs137	5.2	Bq/kg raw	±	1.5	Bq/kg raw	5.2	Cs137	1.7	Bq/kg raw
			Cs134	—	Bq/kg raw	±	—	Bq/kg raw		Cs134	1.5	Bq/kg raw
Bracken (raw)	Tairafujima,Iwaki	Apr-20	Cs137	3.6	Bq/kg raw	±	1.9	Bq/kg raw	3.6	Cs137	2.6	Bq/kg raw
			Cs134	—	Bq/kg raw	±	—	Bq/kg raw		Cs134	2.0	Bq/kg raw
Bracken (raw)	Tsukuba,Ibaraki	Apr-20	Cs137	—	Bq/kg raw	±	—	Bq/kg raw	Under Minimum Limit of Detection	Cs137	2.7	Bq/kg raw
			Cs134	—	Bq/kg raw	±	—	Bq/kg raw		Cs134	2.6	Bq/kg raw
Aralia cordate	Iwaki City	Apr-20	Cs137	2.4	Bq/kg raw	±	1.5	Bq/kg raw	2.4	Cs137	2.0	Bq/kg raw
			Cs134	—	Bq/kg raw	±	—	Bq/kg raw		Cs134	1.5	Bq/kg raw
Aralia sprout	Kawauchi,Futaba Fukushima	Apr-20	Cs137	—	Bq/kg raw	±	—	Bq/kg raw	Under Minimum Limit of Detection	Cs137	1.9	Bq/kg raw
			Cs134	—	Bq/kg raw	±	—	Bq/kg raw		Cs134	1.4	Bq/kg raw
Butterbur	Iwaki City	Apr-20	Cs137	—	Bq/kg raw	±	—	Bq/kg raw	Under Minimum Limit of Detection	Cs137	1.5	Bq/kg raw
			Cs134	—	Bq/kg raw	±	—	Bq/kg raw		Cs134	1.4	Bq/kg raw
Butterbur①	Tairashimokabeya,Iwaki	Apr-20	Cs137	—	Bq/kg raw	±	—	Bq/kg raw	Under Minimum Limit of Detection	Cs137	1.9	Bq/kg raw
			Cs134	—	Bq/kg raw	±	—	Bq/kg raw		Cs134	1.8	Bq/kg raw
Butterbur②	Tairashimokabeya,Iwaki	Apr-20	Cs137	—	Bq/kg raw	±	—	Bq/kg raw	Under Minimum Limit of Detection	Cs137	1.8	Bq/kg raw
			Cs134	—	Bq/kg raw	±	—	Bq/kg raw		Cs134	1.7	Bq/kg raw
Shidoke (greenhouse cultivation)	Furudono,Ishikawa,Fukushima	Apr-20	Cs137	—	Bq/kg raw	±	—	Bq/kg raw	Under Minimum Limit of Detection	Cs137	2.5	Bq/kg raw
			Cs134	—	Bq/kg raw	±	—	Bq/kg raw		Cs134	1.9	Bq/kg raw
Mugwort	Tono,Iwaki	Apr-20	Cs137	—	Bq/kg raw	±	—	Bq/kg raw	Under Minimum Limit of Detection	Cs137	5.1	Bq/kg raw
			Cs134	—	Bq/kg raw	±	—	Bq/kg raw		Cs134	3.9	Bq/kg raw
Aiko (wild vegetable)	Fukushima Pref.	Apr-20	Cs137	—	Bq/kg raw	±	—	Bq/kg raw	Under Minimum Limit of Detection	Cs137	1.7	Bq/kg raw
			Cs134	—	Bq/kg raw	±	—	Bq/kg raw		Cs134	1.3	Bq/kg raw
Shitake mushroom grown in bacteria-bed	Date,Fukushima	Apr-20	Cs137	21.8	Bq/kg raw	±	4.4	Bq/kg raw	21.8	Cs137	1.4	Bq/kg raw
			Cs134	—	Bq/kg raw	±	—	Bq/kg raw		Cs134	1.2	Bq/kg raw
Shitake mushroom grown in bacteria-bed	Fukushima Pref.	Apr-20	Cs137	7.2	Bq/kg raw	±	1.7	Bq/kg raw	7.2	Cs137	1.6	Bq/kg raw
			Cs134	—	Bq/kg raw	±	—	Bq/kg raw		Cs134	1.4	Bq/kg raw
Shitake mushroom grown in log(dried)	Kuma,Kumamoto	Mar-20	Cs137	—	Bq/kg raw	±	—	Bq/kg raw	Under Minimum Limit of Detection	Cs137	5.4	Bq/kg raw
			Cs134	—	Bq/kg raw	±	—	Bq/kg raw		Cs134	4.1	Bq/kg raw
Shiitake mushroom(dried)	Japan (production)	Unknown	Cs137	—	Bq/kg raw	±	—	Bq/kg raw	Under Minimum Limit of Detection	Cs137	8.4	Bq/kg raw
			Cs134	—	Bq/kg raw	±	—	Bq/kg raw		Cs134	6.4	Bq/kg raw
Nameko mushroom	Fukushima Pref.	Apr-20	Cs137	—	Bq/kg raw	±	—	Bq/kg raw	Under Minimum Limit of Detection	Cs137	1.4	Bq/kg raw
			Cs134	—	Bq/kg raw	±	—	Bq/kg raw		Cs134	1.3	Bq/kg raw
Oyster mushroom	Iwaki City	Apr-20	Cs137	—	Bq/kg raw	±	—	Bq/kg raw	Under Minimum Limit of Detection	Cs137	1.8	Bq/kg raw
			Cs134	—	Bq/kg raw	±	—	Bq/kg raw		Cs134	1.4	Bq/kg raw
Dark sleeper	Soma,Fukushima	Apr-20	Cs137	—	Bq/kg raw	±	—	Bq/kg raw	Under Minimum Limit of Detection	Cs137	1.2	Bq/kg raw
			Cs134	—	Bq/kg raw	±	—	Bq/kg raw		Cs134	1.1	Bq/kg raw
Greeneye	Soma,Fukushima	Apr-20	Cs137	—	Bq/kg raw	±	—	Bq/kg raw	Under Minimum Limit of Detection	Cs137	1.5	Bq/kg raw
			Cs134	—	Bq/kg raw	±	—	Bq/kg raw		Cs134	1.4	Bq/kg raw

※"_" used in Measurement Result and Uncertainty shows that the value is below the detection limit.

But it does not necessary mean 0(zero)Bq/kg.



★Gamma-ray

(Bq/kg raw:Weight of raw sample Bq/kg dry:Weight of dried sample)

Samples	Sampling Point	Sampling Month	Measurement Result			Uncertainty		Total Amount of Cesium	Minimum Limit of Detection		
			Cs137	—	Bq/kg raw	±	—		Bq/kg raw	Cs137	—
Icefish	Fukushima Pref.	Apr-20	Cs137	—	Bq/kg raw	±	—	Under Minimum Limit of Detection	Cs137	1.2	Bq/kg raw
			Cs134	—	Bq/kg raw	±	—		Bq/kg raw	Cs134	1.0
Dried whitebait	Fukushima Pref.	Apr-20	Cs137	—	Bq/kg raw	±	—	Under Minimum Limit of Detection	Cs137	1.2	Bq/kg raw
			Cs134	—	Bq/kg raw	±	—		Bq/kg raw	Cs134	1.0
green seaweed (raw)	Fukushima Pref.	Apr-20	Cs137	—	Bq/kg raw	±	—	Under Minimum Limit of Detection	Cs137	1.6	Bq/kg raw
			Cs134	—	Bq/kg raw	±	—		Bq/kg raw	Cs134	1.5
Kelp(raw)	Iwate Pref.	Apr-20	Cs137	—	Bq/kg raw	±	—	Under Minimum Limit of Detection	Cs137	1.5	Bq/kg raw
			Cs134	—	Bq/kg raw	±	—		Bq/kg raw	Cs134	1.3
Mekabu seaweed	Miyagi Pref.	Apr-20	Cs137	—	Bq/kg raw	±	—	Under Minimum Limit of Detection	Cs137	1.4	Bq/kg raw
			Cs134	—	Bq/kg raw	±	—		Bq/kg raw	Cs134	1.3
Akamoku seaweed (boiled)	Natori,Miyagi	Apr-20	Cs137	—	Bq/kg raw	±	—	Under Minimum Limit of Detection	Cs137	1.6	Bq/kg raw
			Cs134	—	Bq/kg raw	±	—		Bq/kg raw	Cs134	1.3
Boar · male (meat)	Onahama-hanabatake, Iwaki	Mar-20	Cs137	15.3	Bq/kg raw	±	3.4	15.3	Cs137	1.9	Bq/kg raw
			Cs134	—	Bq/kg raw	±	—		Bq/kg raw	Cs134	1.6
Boar · male (heart,liver)	Onahama-hanabatake, Iwaki	Mar-20	Cs137	6.1	Bq/kg raw	±	1.7	6.1	Cs137	1.9	Bq/kg raw
			Cs134	—	Bq/kg raw	±	—		Bq/kg raw	Cs134	1.7
Dried Japanese white radish	Iwaki City	Apr-20	Cs137	12.9	Bq/kg raw	±	3.2	12.9	Cs137	2.8	Bq/kg raw
			Cs134	—	Bq/kg raw	±	—		Bq/kg raw	Cs134	2.4
Baked sweet potato	Ibaraki Pref.	Apr-20	Cs137	1.3	Bq/kg raw	±	0.6	1.3	Cs137	0.9	Bq/kg raw
			Cs134	—	Bq/kg raw	±	—		Bq/kg raw	Cs134	0.9
Dried persimmon	Iwaki City	2018	Cs137	—	Bq/kg raw	±	—	Under Minimum Limit of Detection	Cs137	1.8	Bq/kg raw
			Cs134	—	Bq/kg raw	±	—		Bq/kg raw	Cs134	1.4
Smelt (boiled in soy sauce)	Japan (production)	Apr-20	Cs137	—	Bq/kg raw	±	—	Under Minimum Limit of Detection	Cs137	2.0	Bq/kg raw
			Cs134	—	Bq/kg raw	±	—		Bq/kg raw	Cs134	1.7
Miso (Domestic soybeans)	Date,Fukushima	Apr-20	Cs137	—	Bq/kg raw	±	—	Under Minimum Limit of Detection	Cs137	1.2	Bq/kg raw
			Cs134	—	Bq/kg raw	±	—		Bq/kg raw	Cs134	1.1
Tofu	Maebashi, Gunma	Apr-20	Cs137	—	Bq/kg raw	±	—	Under Minimum Limit of Detection	Cs137	1.4	Bq/kg raw
			Cs134	—	Bq/kg raw	±	—		Bq/kg raw	Cs134	1.3
Soy pulp	Japan (production)	Apr-20	Cs137	—	Bq/kg raw	±	—	Under Minimum Limit of Detection	Cs137	1.1	Bq/kg raw
			Cs134	—	Bq/kg raw	±	—		Bq/kg raw	Cs134	1.0
Soy pulp	Date,Fukushima	Apr-20	Cs137	—	Bq/kg raw	±	—	Under Minimum Limit of Detection	Cs137	1.1	Bq/kg raw
			Cs134	—	Bq/kg raw	±	—		Bq/kg raw	Cs134	1.0
Soy pulp (powder)	Kumamoto Pref.	Apr-20	Cs137	—	Bq/kg raw	±	—	Under Minimum Limit of Detection	Cs137	4.3	Bq/kg raw
			Cs134	—	Bq/kg raw	±	—		Bq/kg raw	Cs134	3.3
Konjac	Watari,Miyagi	Apr-20	Cs137	—	Bq/kg raw	±	—	Under Minimum Limit of Detection	Cs137	1.4	Bq/kg raw
			Cs134	—	Bq/kg raw	±	—		Bq/kg raw	Cs134	1.2
Wiener sausage	Choshi, Chiba	Apr-20	Cs137	—	Bq/kg raw	±	—	Under Minimum Limit of Detection	Cs137	1.3	Bq/kg raw
			Cs134	—	Bq/kg raw	±	—		Bq/kg raw	Cs134	1.3
Boiled fish paste	Onagawa, Ojika, Miyagi	Apr-20	Cs137	—	Bq/kg raw	±	—	Under Minimum Limit of Detection	Cs137	1.0	Bq/kg raw
			Cs134	—	Bq/kg raw	±	—		Bq/kg raw	Cs134	1.0
Sake lees	Kitakata, Fukushima	Apr-20	Cs137	—	Bq/kg raw	±	—	Under Minimum Limit of Detection	Cs137	1.2	Bq/kg raw
			Cs134	—	Bq/kg raw	±	—		Bq/kg raw	Cs134	1.2
Lactic acid drink	Japan (production)	Apr-20	Cs137	—	Bq/kg raw	±	—	Under Minimum Limit of Detection	Cs137	1.0	Bq/kg raw
			Cs134	—	Bq/kg raw	±	—		Bq/kg raw	Cs134	1.0
Non-fat milk	Iwate Pref.	Apr-20	Cs137	—	Bq/kg raw	±	—	Under Minimum Limit of Detection	Cs137	1.2	Bq/kg raw
			Cs134	—	Bq/kg raw	±	—		Bq/kg raw	Cs134	1.1
Apple juice	Shinti, Soma, Fukushima	Apr-20	Cs137	—	Bq/kg raw	±	—	Under Minimum Limit of Detection	Cs137	0.9	Bq/kg raw
			Cs134	—	Bq/kg raw	±	—		Bq/kg raw	Cs134	0.8

※"—" used in Measurement Result and Uncertainty shows that the value is below the detection limit.

But it does not necessary mean 0(zero)Bq/kg.



★Gamma-ray

(Bq/kg raw:Weight of raw sample Bq/kg dry:Weight of dried sample)

Samples	Sampling Point	Sampling Month	Measurement Result		Uncertainty		Total Amount of Cesium	Minimum Limit of Detection	
tapioca	Taiwan (production)	Apr-20	Cs137	— Bq/kg raw	± — Bq/kg raw	Under Minimum Limit of Detection	Cs137	1.3 Bq/kg raw	
			Cs134	— Bq/kg raw	± — Bq/kg raw			Cs134	1.2 Bq/kg raw
Uchimame (crushed soybeans)	Fukushima Pref.	Apr-20	Cs137	— Bq/kg raw	± — Bq/kg raw	Under Minimum Limit of Detection	Cs137	1.9 Bq/kg raw	
			Cs134	— Bq/kg raw	± — Bq/kg raw			Cs134	1.5 Bq/kg raw
Horsetail	Negishi, Tono, Iwaki	Apr-20	Cs137	— Bq/kg raw	± — Bq/kg raw	Under Minimum Limit of Detection	Cs137	9.2 Bq/kg raw	
			Cs134	— Bq/kg raw	± — Bq/kg raw			Cs134	7.2 Bq/kg raw
Cedar leaf	Negishi, Tono, Iwaki	Apr-20	Cs137	— Bq/kg raw	± — Bq/kg raw	Under Minimum Limit of Detection	Cs137	12.2 Bq/kg raw	
			Cs134	— Bq/kg raw	± — Bq/kg raw			Cs134	10.9 Bq/kg raw
Camellia	Negishi, Tono, Iwaki	Apr-20	Cs137	— Bq/kg raw	± — Bq/kg raw	Under Minimum Limit of Detection	Cs137	5.2 Bq/kg raw	
			Cs134	— Bq/kg raw	± — Bq/kg raw			Cs134	4.0 Bq/kg raw
Soil①	Negishi, Tono, Iwaki	Apr-20	Cs137	831.0 Bq/kg dry	± 94.0 Bq/kg dry	887.8	Cs137	5.9 Bq/kg dry	
			Cs134	56.8 Bq/kg dry	± 10.8 Bq/kg dry			Cs134	7.7 Bq/kg dry
Soil②	Negishi, Tono, Iwaki	Apr-20	Cs137	100.0 Bq/kg dry	± 11.3 Bq/kg dry	105.6	Cs137	1.8 Bq/kg dry	
			Cs134	5.6 Bq/kg dry	± 1.3 Bq/kg dry			Cs134	2.8 Bq/kg dry
Soil①	Jobankamiyunagaya, Iwaki	Apr-20	Cs137	3540.0 Bq/kg dry	± 378.0 Bq/kg dry	3763.0	Cs137	12.9 Bq/kg dry	
			Cs134	223.0 Bq/kg dry	± 29.0 Bq/kg dry			Cs134	12.9 Bq/kg dry
Soil②	Jobankamiyunagaya, Iwaki	Apr-20	Cs137	41.9 Bq/kg dry	± 5.5 Bq/kg dry	41.9	Cs137	4.8 Bq/kg dry	
			Cs134	— Bq/kg dry	± — Bq/kg dry			Cs134	5.3 Bq/kg dry
Soil①	Jobanshimoyunagaya, Iwaki	Apr-20	Cs137	192.0 Bq/kg dry	± 21.8 Bq/kg dry	204.2	Cs137	2.3 Bq/kg dry	
			Cs134	12.2 Bq/kg dry	± 2.8 Bq/kg dry			Cs134	3.6 Bq/kg dry
Soil②	Jobanshimoyunagaya, Iwaki	Apr-20	Cs137	2.8 Bq/kg dry	± 0.7 Bq/kg dry	2.8	Cs137	2.3 Bq/kg dry	
			Cs134	— Bq/kg dry	± — Bq/kg dry			Cs134	3.6 Bq/kg dry
Soil	Jobanshimoyunagaya, Iwaki	Apr-20	Cs137	54.6 Bq/kg dry	± 7.1 Bq/kg dry	54.6	Cs137	5.2 Bq/kg dry	
			Cs134	— Bq/kg dry	± — Bq/kg dry			Cs134	4.9 Bq/kg dry
Soil	Jobanfujiwara, Iwaki	Apr-20	Cs137	— Bq/kg dry	± — Bq/kg dry	Under Minimum Limit of Detection	Cs137	2.1 Bq/kg dry	
			Cs134	— Bq/kg dry	± — Bq/kg dry			Cs134	2.0 Bq/kg dry
Soil (in the park)	Onahama-hanabatake, Iwaki	Apr-20	Cs137	1090.0 Bq/kg dry	± 118.0 Bq/kg dry	1163.3	Cs137	6.2 Bq/kg dry	
			Cs134	73.3 Bq/kg dry	± 10.6 Bq/kg dry			Cs134	6.9 Bq/kg dry
Soil (in the park)	Onahama-hanabatake, Iwaki	Apr-20	Cs137	615.0 Bq/kg dry	± 67.2 Bq/kg dry	652.7	Cs137	5.2 Bq/kg dry	
			Cs134	37.7 Bq/kg dry	± 6.2 Bq/kg dry			Cs134	7.1 Bq/kg dry
Soil (in the park)	Onahama-hanabatake, Iwaki	Apr-20	Cs137	482.0 Bq/kg dry	± 51.7 Bq/kg dry	512.0	Cs137	5.2 Bq/kg dry	
			Cs134	30.0 Bq/kg dry	± 4.4 Bq/kg dry			Cs134	6.4 Bq/kg dry
Soil (in the park)	Onahama-hanabatake, Iwaki	Apr-20	Cs137	272.0 Bq/kg dry	± 31.2 Bq/kg dry	286.7	Cs137	4.2 Bq/kg dry	
			Cs134	14.7 Bq/kg dry	± 3.5 Bq/kg dry			Cs134	5.9 Bq/kg dry
Soil (in the park) Below the slide	Onahama-hanabatake, Iwaki	Apr-20	Cs137	134.0 Bq/kg dry	± 17.6 Bq/kg dry	139.3	Cs137	2.4 Bq/kg dry	
			Cs134	5.3 Bq/kg dry	± 1.3 Bq/kg dry			Cs134	3.7 Bq/kg dry
Soil(in the park) sandpit	Onahama-hanabatake, Iwaki	Apr-20	Cs137	79.8 Bq/kg dry	± 9.3 Bq/kg dry	79.8	Cs137	3.5 Bq/kg dry	
			Cs134	— Bq/kg dry	± — Bq/kg dry			Cs134	4.6 Bq/kg dry
Soil (in the park) under the swing	Onahama-hanabatake, Iwaki	Apr-20	Cs137	33.7 Bq/kg dry	± 4.3 Bq/kg dry	33.7	Cs137	3.7 Bq/kg dry	
			Cs134	— Bq/kg dry	± — Bq/kg dry			Cs134	4.7 Bq/kg dry
Soil (in the park) under the iron bar	Onahama-hanabatake, Iwaki	Apr-20	Cs137	10.8 Bq/kg dry	± 1.6 Bq/kg dry	10.8	Cs137	1.8 Bq/kg dry	
			Cs134	— Bq/kg dry	± — Bq/kg dry			Cs134	2.2 Bq/kg dry
Soil (in the park)	Onahama-okaona, Iwaki	Apr-20	Cs137	1160.0 Bq/kg dry	± 126.0 Bq/kg dry	1226.8	Cs137	3.6 Bq/kg dry	
			Cs134	66.8 Bq/kg dry	± 10.6 Bq/kg dry			Cs134	4.2 Bq/kg dry
Soil (in the park)	Onahama-okaona, Iwaki	Apr-20	Cs137	876.0 Bq/kg dry	± 95.3 Bq/kg dry	925.9	Cs137	3.3 Bq/kg dry	
			Cs134	49.9 Bq/kg dry	± 8.0 Bq/kg dry			Cs134	4.2 Bq/kg dry
Soil (in the park)	Onahama-okaona, Iwaki	Apr-20	Cs137	707.0 Bq/kg dry	± 77.1 Bq/kg dry	753.6	Cs137	5.5 Bq/kg dry	
			Cs134	46.6 Bq/kg dry	± 6.8 Bq/kg dry			Cs134	6.3 Bq/kg dry

※"—" used in Measurement Result and Uncertainty shows that the value is below the detection limit.

But it does not necessary mean 0(zero)Bq/kg.



★Gamma-ray

(Bq/kg raw:Weight of raw sample Bq/kg dry:Weight of dried sample)

Samples	Sampling Point	Sampling Month	Measurement Result		Uncertainty		Total Amount of Cesium	Minimum Limit of Detection	
Soil (in the park)	Onahama-okaona, Iwaki	Apr-20	Cs137	431.0 Bq/kg dry	± 47.7 Bq/kg dry	462.0	Cs137	4.9 Bq/kg dry	
			Cs134	31.0 Bq/kg dry	± 4.8 Bq/kg dry		Cs134	6.5 Bq/kg dry	
Soil (in the park)	Onahama-okaona, Iwaki	Apr-20	Cs137	385.0 Bq/kg dry	± 43.9 Bq/kg dry	409.5	Cs137	5.1 Bq/kg dry	
			Cs134	24.5 Bq/kg dry	± 5.4 Bq/kg dry		Cs134	6.9 Bq/kg dry	
Soil (in the park) under the swing	Onahama-okaona, Iwaki	Apr-20	Cs137	290.0 Bq/kg dry	± 35.9 Bq/kg dry	290.0	Cs137	2.4 Bq/kg dry	
			Cs134	— Bq/kg dry	± — Bq/kg dry		Cs134	3.4 Bq/kg dry	
Soil (in the park)	Onahama-okaona, Iwaki	Apr-20	Cs137	229.0 Bq/kg dry	± 26.0 Bq/kg dry	245.2	Cs137	3.8 Bq/kg dry	
			Cs134	16.2 Bq/kg dry	± 2.9 Bq/kg dry		Cs134	5.0 Bq/kg dry	
Soil (in the park) under seesaw	Onahama-okaona, Iwaki	Apr-20	Cs137	219.0 Bq/kg dry	± 24.8 Bq/kg dry	233.9	Cs137	2.2 Bq/kg dry	
			Cs134	14.9 Bq/kg dry	± 3.3 Bq/kg dry		Cs134	3.2 Bq/kg dry	
Soil (in the park)	Onahama-syonandai, Iwaki	Apr-20	Cs137	1290.0 Bq/kg dry	± 140.0 Bq/kg dry	1363.2	Cs137	8.3 Bq/kg dry	
			Cs134	73.2 Bq/kg dry	± 11.5 Bq/kg dry		Cs134	9.9 Bq/kg dry	
Soil (in the park)	Onahama-syonandai, Iwaki	Apr-20	Cs137	1010.0 Bq/kg dry	± 108.0 Bq/kg dry	1078.8	Cs137	5.6 Bq/kg dry	
			Cs134	68.8 Bq/kg dry	± 9.2 Bq/kg dry		Cs134	6.2 Bq/kg dry	
Soil (in the park)	Onahama-syonandai, Iwaki	Apr-20	Cs137	872.0 Bq/kg dry	± 95.3 Bq/kg dry	926.1	Cs137	6.1 Bq/kg dry	
			Cs134	54.1 Bq/kg dry	± 8.5 Bq/kg dry		Cs134	7.3 Bq/kg dry	
Soil (in the park)	Onahama-syonandai, Iwaki	Apr-20	Cs137	665.0 Bq/kg dry	± 74.1 Bq/kg dry	713.7	Cs137	2.9 Bq/kg dry	
			Cs134	48.7 Bq/kg dry	± 8.6 Bq/kg dry		Cs134	3.8 Bq/kg dry	
Soil (in the park) under the swing	Onahama-syonandai, Iwaki	Apr-20	Cs137	626.0 Bq/kg dry	± 67.2 Bq/kg dry	665.7	Cs137	2.8 Bq/kg dry	
			Cs134	39.7 Bq/kg dry	± 6.0 Bq/kg dry		Cs134	3.8 Bq/kg dry	
Soil (in the park)	Onahama-syonandai, Iwaki	Apr-20	Cs137	468.0 Bq/kg dry	± 51.7 Bq/kg dry	503.7	Cs137	2.6 Bq/kg dry	
			Cs134	35.7 Bq/kg dry	± 5.3 Bq/kg dry		Cs134	3.4 Bq/kg dry	
Soil(in the park) sandpit	Onahama-syonandai, Iwaki	Apr-20	Cs137	405.0 Bq/kg dry	± 44.1 Bq/kg dry	429.8	Cs137	3.5 Bq/kg dry	
			Cs134	24.8 Bq/kg dry	± 4.1 Bq/kg dry		Cs134	4.8 Bq/kg dry	
Soil (in the park) Below the slide	Onahama-syonandai, Iwaki	Apr-20	Cs137	345.0 Bq/kg dry	± 38.2 Bq/kg dry	368.0	Cs137	2.0 Bq/kg dry	
			Cs134	23.0 Bq/kg dry	± 4.3 Bq/kg dry		Cs134	2.8 Bq/kg dry	
Soil (in the park) under the iron bar	Onahama-syonandai, Iwaki	Apr-20	Cs137	337.0 Bq/kg dry	± 37.7 Bq/kg dry	362.3	Cs137	2.3 Bq/kg dry	
			Cs134	25.3 Bq/kg dry	± 4.7 Bq/kg dry		Cs134	2.7 Bq/kg dry	
Soil (in the park)	Onahama-syonandai, Iwaki	Apr-20	Cs137	272.0 Bq/kg dry	± 30.9 Bq/kg dry	291.6	Cs137	3.9 Bq/kg dry	
			Cs134	19.6 Bq/kg dry	± 4.2 Bq/kg dry		Cs134	5.6 Bq/kg dry	
Soil (in the park)	Onahama-gotengo, Iwaki	Apr-20	Cs137	633.0 Bq/kg dry	± 69.5 Bq/kg dry	672.4	Cs137	3.9 Bq/kg dry	
			Cs134	39.4 Bq/kg dry	± 6.5 Bq/kg dry		Cs134	5.5 Bq/kg dry	
Soil (in the park) Below the slide	Onahama-gotengo, Iwaki	Apr-20	Cs137	275.0 Bq/kg dry	± 30.5 Bq/kg dry	292.6	Cs137	4.2 Bq/kg dry	
			Cs134	17.6 Bq/kg dry	± 3.1 Bq/kg dry		Cs134	5.9 Bq/kg dry	
Soil (in the park)	Onahama-gotengo, Iwaki	Apr-20	Cs137	190.0 Bq/kg dry	± 21.0 Bq/kg dry	201.0	Cs137	2.8 Bq/kg dry	
			Cs134	11.0 Bq/kg dry	± 2.3 Bq/kg dry		Cs134	4.1 Bq/kg dry	
Soil (in the park) under the swing	Onahama-gotengo, Iwaki	Apr-20	Cs137	119.0 Bq/kg dry	± 13.9 Bq/kg dry	119.0	Cs137	5.9 Bq/kg dry	
			Cs134	— Bq/kg dry	± — Bq/kg dry		Cs134	9.2 Bq/kg dry	
Soil (in the park)	Onahama-gotengo, Iwaki	Apr-20	Cs137	50.2 Bq/kg dry	± 6.8 Bq/kg dry	50.2	Cs137	4.0 Bq/kg dry	
			Cs134	— Bq/kg dry	± — Bq/kg dry		Cs134	6.6 Bq/kg dry	
Soil (in the park)	Onahama-gotengo, Iwaki	Apr-20	Cs137	2.1 Bq/kg dry	± 0.6 Bq/kg dry	2.1	Cs137	1.7 Bq/kg dry	
			Cs134	— Bq/kg dry	± — Bq/kg dry		Cs134	1.8 Bq/kg dry	
Soil (in the park)	Onahama-kimigatsuka, Iwaki	Apr-20	Cs137	1990.0 Bq/kg dry	± 216.0 Bq/kg dry	2124.0	Cs137	12.3 Bq/kg dry	
			Cs134	134.0 Bq/kg dry	± 18.5 Bq/kg dry		Cs134	12.4 Bq/kg dry	
Soil (in the park)	Onahama-kimigatsuka, Iwaki	Apr-20	Cs137	1110.0 Bq/kg dry	± 120.0 Bq/kg dry	1187.7	Cs137	6.1 Bq/kg dry	
			Cs134	77.7 Bq/kg dry	± 10.6 Bq/kg dry		Cs134	7.4 Bq/kg dry	
Soil (in the park)	Onahama-kimigatsuka, Iwaki	Apr-20	Cs137	726.0 Bq/kg dry	± 103.0 Bq/kg dry	742.4	Cs137	6.3 Bq/kg dry	
			Cs134	16.4 Bq/kg dry	± 9.8 Bq/kg dry		Cs134	7.3 Bq/kg dry	

※"—" used in Measurement Result and Uncertainty shows that the value is below the detection limit.

But it does not necessary mean 0(zero)Bq/kg.

★Gamma-ray

(Bq/kg raw:Weight of raw sample Bq/kg dry:Weight of dried sample)




Samples	Sampling Point	Sampling Month	Measurement Result		Uncertainty		Total Amount of Cesium	Minimum Limit of Detection	
Soil (in the park) under the monkey bar	Onahama- kimigatsuka, Iwaki	Apr-20	Cs137	519.0 Bq/kg dry	± 57.4 Bq/kg dry	553.2	Cs137	4.5 Bq/kg dry	
			Cs134	34.2 Bq/kg dry	± 6.3 Bq/kg dry		Cs134	6.4 Bq/kg dry	
Soil (in the park) Below the slide	Onahama- kimigatsuka, Iwaki	Apr-20	Cs137	477.0 Bq/kg dry	± 52.8 Bq/kg dry	510.2	Cs137	4.3 Bq/kg dry	
			Cs134	33.2 Bq/kg dry	± 5.8 Bq/kg dry		Cs134	5.9 Bq/kg dry	
Soil (in the park)	Onahama- kimigatsuka, Iwaki	Apr-20	Cs137	195.0 Bq/kg dry	± 21.3 Bq/kg dry	208.7	Cs137	3.9 Bq/kg dry	
			Cs134	13.7 Bq/kg dry	± 2.4 Bq/kg dry		Cs134	4.8 Bq/kg dry	
Soil(in the park) sandpit	Onahama- kimigatsuka, Iwaki	Apr-20	Cs137	87.7 Bq/kg dry	± 9.8 Bq/kg dry	93.6	Cs137	3.1 Bq/kg dry	
			Cs134	5.9 Bq/kg dry	± 1.3 Bq/kg dry		Cs134	4.0 Bq/kg dry	
Soil (in the park) under the swing	Onahama- kimigatsuka, Iwaki	Apr-20	Cs137	19.1 Bq/kg dry	± 2.8 Bq/kg dry	19.1	Cs137	3.6 Bq/kg dry	
			Cs134	— Bq/kg dry	± — Bq/kg dry		Cs134	3.9 Bq/kg dry	
Soil (in the park)	Onahama- yoshihama, Iwaki	Apr-20	Cs137	652.0 Bq/kg dry	± 72.5 Bq/kg dry	701.0	Cs137	5.2 Bq/kg dry	
			Cs134	49.0 Bq/kg dry	± 7.4 Bq/kg dry		Cs134	6.8 Bq/kg dry	
Soil (in the park)	Onahama- yoshihama, Iwaki	Apr-20	Cs137	498.0 Bq/kg dry	± 57.1 Bq/kg dry	527.3	Cs137	4.2 Bq/kg dry	
			Cs134	29.3 Bq/kg dry	± 6.5 Bq/kg dry		Cs134	5.4 Bq/kg dry	
Soil (in the park)	Onahama- yoshihama, Iwaki	Apr-20	Cs137	334.0 Bq/kg dry	± 36.8 Bq/kg dry	352.8	Cs137	2.2 Bq/kg dry	
			Cs134	18.8 Bq/kg dry	± 3.5 Bq/kg dry		Cs134	3.0 Bq/kg dry	
Soil (in the park)	Onahama- yoshihama, Iwaki	Apr-20	Cs137	289.0 Bq/kg dry	± 31.3 Bq/kg dry	306.9	Cs137	2.3 Bq/kg dry	
			Cs134	17.9 Bq/kg dry	± 2.9 Bq/kg dry		Cs134	3.3 Bq/kg dry	
Soil (in the park) under the iron bar	Onahama- yoshihama, Iwaki	Apr-20	Cs137	281.0 Bq/kg dry	± 32.2 Bq/kg dry	298.8	Cs137	3.4 Bq/kg dry	
			Cs134	17.8 Bq/kg dry	± 4.0 Bq/kg dry		Cs134	4.5 Bq/kg dry	
Soil (in the park)	Onahama- yoshihama, Iwaki	Apr-20	Cs137	204.0 Bq/kg dry	± 23.0 Bq/kg dry	216.8	Cs137	1.9 Bq/kg dry	
			Cs134	12.8 Bq/kg dry	± 2.9 Bq/kg dry		Cs134	2.4 Bq/kg dry	
Soil (in the park) under the swing	Onahama- yoshihama, Iwaki	Apr-20	Cs137	179.0 Bq/kg dry	± 20.7 Bq/kg dry	195.8	Cs137	3.1 Bq/kg dry	
			Cs134	16.8 Bq/kg dry	± 3.4 Bq/kg dry		Cs134	4.4 Bq/kg dry	
Soil (in the park)	Onahama- nakahara, Iwaki	Apr-20	Cs137	1310.0 Bq/kg dry	± 141.0 Bq/kg dry	1400.1	Cs137	3.7 Bq/kg dry	
			Cs134	90.1 Bq/kg dry	± 12.1 Bq/kg dry		Cs134	4.4 Bq/kg dry	
Soil (in the park)	Onahama- nakahara, Iwaki	Apr-20	Cs137	992.0 Bq/kg dry	± 102.0 Bq/kg dry	1048.0	Cs137	7.8 Bq/kg dry	
			Cs134	56.0 Bq/kg dry	± 7.2 Bq/kg dry		Cs134	6.3 Bq/kg dry	
Soil (in the park) under seesaw	Onahama- nakahara, Iwaki	Apr-20	Cs137	985.0 Bq/kg dry	± 108.0 Bq/kg dry	1045.0	Cs137	5.3 Bq/kg dry	
			Cs134	60.0 Bq/kg dry	± 43.0 Bq/kg dry		Cs134	6.5 Bq/kg dry	
Soil (in the park)	Onahama- nakahara, Iwaki	Apr-20	Cs137	984.0 Bq/kg dry	± 100.0 Bq/kg dry	1032.2	Cs137	5.2 Bq/kg dry	
			Cs134	48.2 Bq/kg dry	± 6.0 Bq/kg dry		Cs134	4.2 Bq/kg dry	
Soil (in the park)	Onahama- nakahara, Iwaki	Apr-20	Cs137	960.0 Bq/kg dry	± 103.0 Bq/kg dry	1025.8	Cs137	3.2 Bq/kg dry	
			Cs134	65.8 Bq/kg dry	± 8.9 Bq/kg dry		Cs134	4.0 Bq/kg dry	
Soil (in the park)	Onahama- nakahara, Iwaki	Apr-20	Cs137	604.0 Bq/kg dry	± 65.8 Bq/kg dry	641.0	Cs137	4.8 Bq/kg dry	
			Cs134	37.0 Bq/kg dry	± 6.0 Bq/kg dry		Cs134	6.1 Bq/kg dry	
Soil (in the park) Below the slide	Onahama- nakahara, Iwaki	Apr-20	Cs137	441.0 Bq/kg dry	± 45.4 Bq/kg dry	462.1	Cs137	3.9 Bq/kg dry	
			Cs134	21.1 Bq/kg dry	± 3.0 Bq/kg dry		Cs134	3.9 Bq/kg dry	
Soil (in the park) under the jungle gym	Onahama- nakahara, Iwaki	Apr-20	Cs137	357.0 Bq/kg dry	± 40.6 Bq/kg dry	377.4	Cs137	4.0 Bq/kg dry	
			Cs134	20.4 Bq/kg dry	± 4.7 Bq/kg dry		Cs134	5.2 Bq/kg dry	
Vacuum cleaner dust	Onahama- ohara, Iwaki	Apr-20	Cs137	180.6 Bq/kg raw	± 19.2 Bq/kg raw	190.6	Cs137	6.9 Bq/kg raw	
			Cs134	10.0 Bq/kg raw	± 4.7 Bq/kg raw		Cs134	6.3 Bq/kg raw	

※"_" used in Measurement Result and Uncertainty shows that the value is below the detection limit.

But it does not necessary mean 0(zero)Bq/kg.



★Gamma-ray

Measuring instrument		Feature	Guide to lower limit※
NaI Scintillation Spectrometer			
Product of ATOMTEX AT1320A 	Product of BERTHOLD LB2045 	· Gamma-ray spectrometer with NaI scintillation detector.	Food (Sample 1kg) Lower limit 1.0Bq/Kg Soil (Sample 1kg) Lower limit 2.5Bq/Kg Material (Sample 1kg) Lower limit 1.0Bq/Kg Water (Sample 20L Lower limit 0.02Bq/L
Germanium Semiconductor detector			
ORTEC GEM30-70 	· Radioactivity measurement series. Quantitative analysis based on "Gamma-ray spectrometry with germanium semiconductor detector." · Relative efficiency 35%		Food (Sample 2kg) Lower limit 0.04Bq/Kg Soil (Sample 1kg) Lower limit 0.06Bq/Kg Material (Sample 1kg) Lower limit 0.06Bq/Kg Water (Sample 20L Lower limit 0.001Bq/L

※The lower limit varies depending on the sample weight and measurement time.

Measuring instrument: Germanium Semiconductor detector (Bq/kg raw: Weight of raw sample Bq/kg dry: Weight of dried sample)

Samples	Sampling Point	Sampling Month	Measurement Result		Uncertainty		Total Amount of Cesium	Minimum Limit of Detection	
Brown rice	Akita Pref.	Oct-19	Cs137	— Bq/kg raw	±	— Bq/kg raw	Under Minimum Limit of Detection	Cs137	0.04 Bq/kg raw
			Cs134	— Bq/kg raw	±	— Bq/kg raw		Cs134	0.05 Bq/kg raw
Rice	Akita Pref.	Oct-19	Cs137	— Bq/kg raw	±	— Bq/kg raw	Under Minimum Limit of Detection	Cs137	0.04 Bq/kg raw
			Cs134	— Bq/kg raw	±	— Bq/kg raw		Cs134	0.05 Bq/kg raw
Rice	Iwaki City	Oct-19	Cs137	0.19 Bq/kg raw	±	0.02 Bq/kg raw	0.19	Cs137	0.04 Bq/kg raw
			Cs134	— Bq/kg raw	±	— Bq/kg raw		Cs134	0.05 Bq/kg raw
Rice	Tsukuba, Ibaraki	Mar-20	Cs137	— Bq/kg raw	±	— Bq/kg raw	Under Minimum Limit of Detection	Cs137	0.05 Bq/kg raw
			Cs134	— Bq/kg raw	±	— Bq/kg raw		Cs134	0.04 Bq/kg raw
Sweet potato (raw)	Tsukuba, Ibaraki	Apr-20	Cs137	0.95 Bq/kg raw	±	0.04 Bq/kg raw	0.95	Cs137	0.05 Bq/kg raw
			Cs134	— Bq/kg raw	±	— Bq/kg raw		Cs134	0.06 Bq/kg raw
Bamboo shoot (raw)	Kashima, Iwaki	Apr-20	Cs137	3.2 Bq/kg raw	±	0.3 Bq/kg raw	3.2	Cs137	0.5 Bq/kg raw
			Cs134	— Bq/kg raw	±	— Bq/kg raw		Cs134	0.5 Bq/kg raw
Bamboo shoot (raw)	Izumi, Iwaki	Apr-20	Cs137	2.31 Bq/kg raw	±	0.06 Bq/kg raw	2.46	Cs137	0.08 Bq/kg raw
			Cs134	0.15 Bq/kg raw	±	0.04 Bq/kg raw		Cs134	0.07 Bq/kg raw
Bamboo shoot (raw)	Ibaraki Pref.	Apr-20	Cs137	4.63 Bq/kg raw	±	0.08 Bq/kg raw	4.95	Cs137	0.08 Bq/kg raw
			Cs134	0.32 Bq/kg raw	±	0.04 Bq/kg raw		Cs134	0.07 Bq/kg raw
Bamboo shoot (boiled)	Tsukuba, Ibaraki	Apr-20	Cs137	0.86 Bq/kg raw	±	0.03 Bq/kg raw	0.86	Cs137	0.04 Bq/kg raw
			Cs134	— Bq/kg raw	±	— Bq/kg raw		Cs134	0.04 Bq/kg raw
Cossiabra	Yama, Fukushima	Apr-20	Cs137	470.2 Bq/kg raw	±	3.1 Bq/kg raw	496.8	Cs137	1.3 Bq/kg raw
			Cs134	26.6 Bq/kg raw	±	1.0 Bq/kg raw		Cs134	1.4 Bq/kg raw
Cossiabra	Hiroshima Pref.	Apr-20	Cs137	— Bq/kg raw	±	— Bq/kg raw	Under Minimum Limit of Detection	Cs137	0.6 Bq/kg raw
			Cs134	— Bq/kg raw	±	— Bq/kg raw		Cs134	0.7 Bq/kg raw
Butterbur sprout	Odaka, Minamisoma, Fukushima	Mar-20	Cs137	66.7 Bq/kg raw	±	1.0 Bq/kg raw	69.8	Cs137	0.7 Bq/kg raw
			Cs134	3.1 Bq/kg raw	±	0.4 Bq/kg raw		Cs134	0.8 Bq/kg raw
Aralia sprout	Tairashimokabeya, Iwaki	Apr-20	Cs137	12.0 Bq/kg raw	±	0.5 Bq/kg raw	12.8	Cs137	0.7 Bq/kg raw
			Cs134	0.8 Bq/kg raw	±	0.3 Bq/kg raw		Cs134	0.7 Bq/kg raw
Aralia sprout	Soeno, Iwaki	Apr-20	Cs137	0.8 Bq/kg raw	±	0.2 Bq/kg raw	0.8	Cs137	0.5 Bq/kg raw
			Cs134	— Bq/kg raw	±	— Bq/kg raw		Cs134	0.6 Bq/kg raw
zenmai (raw)	Kashima, Iwaki	Apr-20	Cs137	4.4 Bq/kg raw	±	0.3 Bq/kg raw	4.4	Cs137	0.5 Bq/kg raw
			Cs134	— Bq/kg raw	±	— Bq/kg raw		Cs134	0.6 Bq/kg raw
Wormwood	Shimokuramochi, Kashima, Iwaki	Apr-20	Cs137	1.9 Bq/kg raw	±	0.2 Bq/kg raw	1.9	Cs137	0.4 Bq/kg raw
			Cs134	— Bq/kg raw	±	— Bq/kg raw		Cs134	0.4 Bq/kg raw
Dark sleeper	Soma, Fukushima	Apr-20	Cs137	0.15 Bq/kg raw	±	0.03 Bq/kg raw	0.15	Cs137	0.05 Bq/kg raw
			Cs134	— Bq/kg raw	±	— Bq/kg raw		Cs134	0.06 Bq/kg raw

※"_" used in Measurement Result and Uncertainty shows that the value is below the detection limit.

But it does not necessary mean 0(zero)Bq/kg.

★Gamma-ray

(Bq/kg raw:Weight of raw sample Bq/kg dry:Weight of o:



Samples	Sampling Point	Sampling Month	Measurement Result		Uncertainty		Total Amount of Cesium	Minimum Limit of Detection	
Soybeans (raw)	Tsukuba, Ibaraki	Nov-19	Cs137	1.34 Bq/kg raw	± 0.05 Bq/kg raw	1.34	Cs137	0.08 Bq/kg raw	
			Cs134	— Bq/kg raw	± — Bq/kg raw		Cs134	0.08 Bq/kg raw	
Boiled Soybeans	Tsukuba, Ibaraki	Nov-19	Cs137	0.25 Bq/kg raw	± 0.02 Bq/kg raw	0.25	Cs137	0.04 Bq/kg raw	
			Cs134	— Bq/kg raw	± — Bq/kg raw		Cs134	0.05 Bq/kg raw	
Milk	Shizukuishi, Iwate	Apr-20	Cs137	0.17 Bq/kg raw	± 0.02 Bq/kg raw	0.17	Cs137	0.04 Bq/kg raw	
			Cs134	— Bq/kg raw	± — Bq/kg raw		Cs134	0.04 Bq/kg raw	
Lactic acid drink	Japan (production)	Apr-20	Cs137	— Bq/kg raw	± — Bq/kg raw	Under Minimum Limit of Detection	Cs137	0.04 Bq/kg raw	
			Cs134	— Bq/kg raw	± — Bq/kg raw		Cs134	0.03 Bq/kg raw	
Apple juice	Shinti, Soma, Fukushima	Feb-20	Cs137	0.24 Bq/kg raw	± 0.03 Bq/kg raw	0.24	Cs137	0.05 Bq/kg raw	
			Cs134	— Bq/kg raw	± — Bq/kg raw		Cs134	0.06 Bq/kg raw	
Vine tree	Nagano Pref.	Mar-20	Cs137	— Bq/kg raw	± — Bq/kg raw	Under Minimum Limit of Detection	Cs137	0.17 Bq/kg raw	
			Cs134	— Bq/kg raw	± — Bq/kg raw		Cs134	0.17 Bq/kg raw	
Vacuum cleaner dust	Koyama, Tochigi	Mar-20	Cs137	16.2 Bq/kg raw	± 0.6 Bq/kg raw	16.2	Cs137	0.9 Bq/kg raw	
			Cs134	— Bq/kg raw	± — Bq/kg raw		Cs134	0.9 Bq/kg raw	

※"_" used in Measurement Result and Uncertainty shows that the value is below the detection limit.

But it does not necessary mean 0(zero)Bq/kg.



★Beta-ray

Measuring instrument		Feature
Liquid Scintillation Counter		
Product of Hidex HIDEX 300SL	Product of PerkinElmer Japan Quantulus GCT 622	Equipment for measuring low-energy beta-ray emission nuclides
		Measuring nuclide Strontium90 Half-life 30 years Organically bound 3H Half-life 12.3 years Free-water 3H Half-life 12.3 years All samples are measured in liquid condition after several days of pretreatment.

(Bq/Kg raw:Weight of raw sample Bq/Kg dry:Weight of dried sample)

Samples	Sampling Point	Sampling Month	Measurement Result			Uncertainty		Minimum Limit of Detection		
			T(Organization)	Under Minimum Limit of Detection	Bq/Kg dry	±	—	Bq/Kg dry	Bq/Kg dry	Bq/Kg dry
Marlin (flesh)	Miyagi Pref.	Dec-16	T(Organization)	Under Minimum Limit of Detection	Bq/Kg dry	±	—	Bq/Kg dry	1.29	Bq/Kg dry
Flounder① (flesh)	Off the coast of Iwaki	May-18	T(Organization)	Under Minimum Limit of Detection	Bq/Kg dry	±	—	Bq/Kg dry	1.45	Bq/Kg dry
Flounder② (flesh)	Off the coast of Iwaki	May-18	T(Organization)	Under Minimum Limit of Detection	Bq/Kg dry	±	—	Bq/Kg dry	1.43	Bq/Kg dry
Japanese black porgy ①	Yokosuka, Kanagawa	Oct-18	T(Organization)	Under Minimum Limit of Detection	Bq/Kg dry	±	—	Bq/Kg dry	1.27	Bq/Kg dry
Japanese black porgy ②	Yokosuka, Kanagawa	Oct-18	T(Organization)	Under Minimum Limit of Detection	Bq/Kg dry	±	—	Bq/Kg dry	1.28	Bq/Kg dry
Greenling (flesh)	Off the coast of Iwaki	Dec-16	T(Organization)	Under Minimum Limit of Detection	Bq/Kg dry	±	—	Bq/Kg dry	1.33	Bq/Kg dry
Greenling (flesh)	Off the coast of Fukushima Nuclear Power Plant1	Nov-19	T(Organization)	Under Minimum Limit of Detection	Bq/Kg dry	±	—	Bq/Kg dry	1.36	Bq/Kg dry
Aralia sprout	Date, Fukushima	Apr-19	T(Organization)	Under Minimum Limit of Detection	Bq/Kg dry	±	—	Bq/Kg dry	1.14	Bq/Kg dry
Flounder (bone)	Off the coast of Fukushima Nuclear Power Plant1	Aug-17	Sr90	Under Minimum Limit of Detection	Bq/Kg dry	±	—	Bq/Kg dry	0.12	Bq/Kg dry
Slime flounder (flesh)	Off the coast of Fukushima Nuclear Power Plant1	Feb-18	Sr90	Under Minimum Limit of Detection	Bq/Kg dry	±	—	Bq/Kg dry	0.28	Bq/Kg dry
Incense mushroom	Kashima-ku, Minamisoma, Fukushima	Oct-18	Sr90	0.52	Bq/Kg dry	±	0.30	Bq/Kg dry	0.44	Bq/Kg dry
Persimmon	Okuma, Futaba, Fukushima	Dec-17	Sr90	Under Minimum Limit of Detection	Bq/Kg dry	±	—	Bq/Kg dry	0.14	Bq/Kg dry
Citron	Tomioka, Futaba, Fukushima	Feb-16	Sr90	1.40	Bq/Kg dry	±	0.10	Bq/Kg dry	0.14	Bq/Kg dry
Tea(leaves)	Turkey (production)	Apr-18	Sr90	14.82	Bq/Kg dry	±	0.17	Bq/Kg dry	0.14	Bq/Kg dry
Wood chips	Off the coast of Fukushima Nuclear Power Plant1	Sep-16	Sr90	Under Minimum Limit of Detection	Bq/Kg dry	±	—	Bq/Kg dry	0.35	Bq/Kg dry
Sea sand (30cm deep)	Nakoso Beach, Fukushima①	Jun-18	Sr90	1.91	Bq/Kg dry	±	1.08	Bq/Kg dry	1.63	Bq/Kg dry
Sea sand (40cm deep)	Nakoso Beach, Fukushima①	Jun-18	Sr90	Under Minimum Limit of Detection	Bq/Kg dry	±	—	Bq/Kg dry	1.66	Bq/Kg dry
Sea sand (50cm deep)	Nakoso Beach, Fukushima①	Jun-18	Sr90	Under Minimum Limit of Detection	Bq/Kg dry	±	—	Bq/Kg dry	1.64	Bq/Kg dry

★Beta-ray

(Bq/Kg raw:Weight of raw sample Bq/Kg dry:Weight of dried sample)

Samples	Sampling Point	Sampling Month	Measurement Result		Uncertainty	Minimum Limit of Detection
Sea water B (surface)	Off the coast of Fukushima Nuclear Power Plant1	Nov-19	Sr90	0.0010 Bq/L	± 0.0005 Bq/L	0.0008 Bq/L
Sea water B (lower)	Off the coast of Fukushima Nuclear Power Plant1	Nov-19	Sr90	0.0010 Bq/L	± 0.0004 Bq/L	0.0006 Bq/L
Sea water C (surface)	Off the coast of Fukushima Nuclear Power Plant1	Nov-19	Sr90	0.0008 Bq/L	± 0.0005 Bq/L	0.0007 Bq/L

Measurement results by germanium semiconductor detector 14

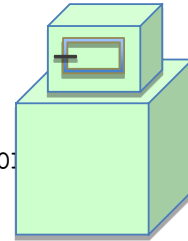
Dr.Tetsuji Imanaka, Institute of Multiple Nuclear Science, Kyoto University

In order to convey more measurement results to everyone, we have asked Dr. Tetsuji Imanaka of the Institute of Advanced Nuclear Science, Kyoto University, to measure low-dose samples using germanium semiconductor detectors. Measurement samples are not only from Fukushima Prefecture but also come from other prefectures. Please compare data based on measurements from various regions and use them to protect your children from radiation exposure.

★Gamma-ray

Measuring instrument : Germanium Semiconductor detector

- Product of CANBERRA(CA),USA GX3018 Relative efficiency 30% or more
- Product of ORTEC(OR),USA GMX25-70 Relative efficiency 35%



(Bq/kg raw:Weight of raw sample Bq/kg dry:Weight of dried sample)

Samples	Sampling Point	Sampling Month	Measuring instrument type	Measurement Result		Uncertainty		Total Amount of Cesium	Minimum Limit of Detection	
Rice	Miyagi Pref.	Oct-19	OR	Cs137	0.05 Bq/kg raw	± 0.02 Bq/kg raw	0.05	Cs137	—	Bq/kg raw
				Cs134	— Bq/kg raw	± — Bq/kg raw		Cs134	—	Bq/kg raw
Rice	Tome, Miyagi	Oct-19	OR	Cs137	0.05 Bq/kg raw	± 0.02 Bq/kg raw	0.05	Cs137	—	Bq/kg raw
				Cs134	— Bq/kg raw	± — Bq/kg raw		Cs134	—	Bq/kg raw
Butterbur sprout	Iwaki City	Feb-20	CA	Cs137	1.6 Bq/kg raw	± 0.1 Bq/kg raw	1.6	Cs137	—	Bq/kg raw
				Cs134	— Bq/kg raw	± — Bq/kg raw		Cs134	—	Bq/kg raw
Shitake mushroom grown in log	Iwaki City	Feb-20	CA	Cs137	2.5 Bq/kg raw	± 0.7 Bq/kg raw	2.59	Cs137	—	Bq/kg raw
				Cs134	0.09 Bq/kg raw	± 0.02 Bq/kg raw		Cs134	—	Bq/kg raw
Shitake mushroom grown in log(dried)	Kyusyu (production)	2019	CA	Cs137	4.1 Bq/kg raw	± 0.5 Bq/kg raw	4.1	Cs137	—	Bq/kg raw
				Cs134	— Bq/kg raw	± — Bq/kg raw		Cs134	—	Bq/kg raw
Shimeji mushroom	Nakano, Nagano	Jan-20	CA	Cs137	0.05 Bq/kg raw	± 0.02 Bq/kg raw	0.05	Cs137	—	Bq/kg raw
				Cs134	— Bq/kg raw	± — Bq/kg raw		Cs134	—	Bq/kg raw
Nameko mushroom	Fukushima Pref.	Jan-20	CA	Cs137	0.04 Bq/kg raw	± 0.01 Bq/kg raw	0.04	Cs137	—	Bq/kg raw
				Cs134	— Bq/kg raw	± — Bq/kg raw		Cs134	—	Bq/kg raw
Kiwi fruit	Tochigi Pref.	Jan-20	CA	Cs137	0.2 Bq/kg raw	± 0.03 Bq/kg raw	0.2	Cs137	—	Bq/kg raw
				Cs134	— Bq/kg raw	± — Bq/kg raw		Cs134	—	Bq/kg raw
Rice miso	Aizuwakamatsu, Fukushima	Jan-20	OR	Cs137	0.6 Bq/kg raw	± 0.05 Bq/kg raw	0.6	Cs137	—	Bq/kg raw
				Cs134	— Bq/kg raw	± — Bq/kg raw		Cs134	—	Bq/kg raw
Rice miso	Soma, Fukushima	Jan-20	OR	Cs137	0.08 Bq/kg raw	± 0.04 Bq/kg raw	0.08	Cs137	—	Bq/kg raw
				Cs134	— Bq/kg raw	± — Bq/kg raw		Cs134	—	Bq/kg raw
Bran	Date, Fukushima	2019	OR	Cs137	5.9 Bq/kg raw	± 0.2 Bq/kg raw	6.2	Cs137	—	Bq/kg raw
				Cs134	0.3 Bq/kg raw	± 0.09 Bq/kg raw		Cs134	—	Bq/kg raw
Potato chips	Japan (production)	Dec-19	OR	Cs137	— Bq/kg raw	± — Bq/kg raw	Under Minimum Limit of Detection	Cs137	0.2	Bq/kg raw
				Cs134	— Bq/kg raw	± — Bq/kg raw		Cs134	—	Bq/kg raw
Vacuum cleaner dust (paper pack)	Nerima-ku, Tokyo	Feb-20	CA	Cs137	4.1 Bq/kg raw	± 0.6 Bq/kg raw	4.1	Cs137	—	Bq/kg raw
				Cs134	— Bq/kg raw	± — Bq/kg raw		Cs134	—	Bq/kg raw
Vacuum cleaner dust	Bunkyo -ku, Tokyo	Jan-19	CA	Cs137	37 Bq/kg raw	± 1 Bq/kg raw	38.6	Cs137	—	Bq/kg raw
				Cs134	1.6 Bq/kg raw	± 0.5 Bq/kg raw		Cs134	—	Bq/kg raw

※"—" used in Measurement Result and Uncertainty shows that the value is below the detection limit.

But it does not necessary mean 0(zero)Bq/kg.

